MINISTRY OF HEALTH

IRAQI CANCER REGISTRY
2008

IRAQI CANCER BOARD
IRAQI CANCER REGISTRY CENTER
Tele: (+) 9641 – 4150292
Iraqi_cancerboard@yahoo.com
BAGHDAD – IRAQ
2010

Contents

Iraqi cancer publications
Introduction
Acknowledgment
Iraqi Cancer Registry Team (2008)

Annual Number of New Cases 2008
Table (1) The Annual Number of New Cancer Cases Registered in (1991 – 2008) by Sex
Figure (1) The Annual Number of New Cancer Cases Registered in (1991 – 2008) by Sex

Table(2) Estimated Population Of Iraq By age Group and Gender- 2008

Table(3) Cancer(ASIR) gender-Iraq 2008

The First Ten Leading Cancers in Males and Females In their Order of Frequency

Table (4) The Commonest Ten Cancers (2008)
Figure (2) The Commonest Ten Cancers (2008)
Table (4 – A) Age Specific Incidence Rate for Top ten Cancers
Figure 4 (2-10) Age Specific Incidence Rate for Top Ten Cancers
Figure 4A (1-10) Breast Cancer in Iraq by Gender 1996-2008
Table (5) The Commonest Ten Cancers in Male (2008)
Figure (3) The Commonest Ten Cancers in Male (2008)
Table (6) The Commonest Ten Cancers in Female (2008)
Figure (4) The Commonest Ten Cancers in Female (2008)

Annual Number of New Cases, Percentage of Total and Crude Rates / 100,000 by Primary Site and Sex .

Table (7) Percentage of Total and Crude Rates / 100,000 by Primary Site and Sex (2008)

The Commonest Ten Cancers in the Iraqi Provinces and their Districts Number of New Cases, Percentage of Total and Crude Incidence Rates / 100,000 By Primary Site.

Table (8 - 43) The Provinces and Districts
Figure (5 – 22) The Commonest Ten Cancers By Registered Cases per 100000 Population in all Provinces

Table (44) Number of New Cases According to Site in All Iraqi Privinces
Table (45) The Number of Cases and Percentage of Total in Provinces of Iraq During (2008)
Figure (23) The Burden of Cancer Cases in Iraqi Provinces / 2008
Figure A(23) The Incidence Rate of Cancer Cases in Iraqi Provinces / 2008

Basic Tabulation of Cancer Cases by Primary Site, Age, And Sex.

Table (46) Cases Registered by Site and Age Group Male 2008
Figure (24) Age Specific Registered Cases per 100000 population Male

Table (47) Cases Registered by Site and Age Group Female 2008
Figure (25) Age Specific Registered Cases per 100000 population Female

Distribution by Age, Sex, and Histological Classification

Table (48 – 60) Site Table

Childhood Cancer Registry

Table (61) Distribution of the Ten Main Cancers In Childhood Ranking According to Frequency (0 – 14) Years of Age 2008
Figure (26) The Commonest Ten Cancers (2008) Childhood

Table (62) The Number of New Cases of Childhood Cancers And Percentage Total by Primary Site, Age, and Sex (2008)

Leukemia in Iraq

Table(63) Percentage Distribution of Leukemia in Iraq by Year & Sex (All Ages)
Figure (27) Distribution of Leukemia in Iraq by Year & Gender

Table (64) Percentage Distribution of Leukemia in Iraq by Provinces (Comparative Study) 2008
Figure (28) The Percentage Distribution of Leukemia Cases In Provinces of Iraq /2008
Figure A (28) The Incidence Rate of Leukemia In Iraqi Provinces /2008

Appendix:

International Classification of Diseases for Oncology (third edition)

Iraqi Cancer Registry Center Publications:

We Have Many Published Reports & Results of Iraqi Cancer Registry Every Year Since 1976

1. **Results of Iraqi Cancer Registry**
   2005, 2006, 2007
   Ministry of Health, Iraqi Cancer Board
   Baghdad

4. **Results of Iraqi Cancer Registry**
   2008
   Ministry of Health, Iraqi Cancer Board
   Baghdad

Introduction :

Cancer is an important health problem and will become increasingly not only in terms of rank order, as infections are better controlled, but also in terms of incidence and mortality, which will both increase as populations continue to grow and age and risk factors for cancer associated with great affluence, such as smoking, changes in diet (qualitative and quantitative), and reduced fertility increase.

Population –based cancer registration involves continuous and systematic collection ,collation (comparing), storage ,analysis and reporting of data on new cancer cases occurring in a defined area (including patients who live in the region ,but seek care else where).

We hope that these statistics could be primary resource not only for epidemiological research on cancer determinants but also for planning and evaluating health services for the prevention early detection diagnosis and treatment of this disease.

ACKNOWLEDGMENT:

This work is completed with the grace and guidance of Allah.

We would like to thank H. E the Minister of health DR. Salih Mehdi Al- Hesnawi for his kindness and help to facilitate our work.
Also we would like to thank Health minister senior Deputy Dr. Aamer Al- Khuzaee who did his best with us to facilitate our hard work

We also would like to thank the ministry of health in Kurdistan region for their help in providing us with the registered cases of cancers in the Northern provinces.

Deep regards are also to the staff of cancer registry units in the health directorates of Iraq, for their participation in preparing the materials of this work.

Iraqi Cancer Registry Team (2008)

-Dr. Heyem Muzahim	**Manager of Iraqi Cancer Board Office**
- Dr. Kadhim Husain	**Manager of Cancer Registry Section**
-Dr. Manahil mehmood	**Manager of Prevention and Early Detection Section**
- Dr. Muhammad Abduljebbar	**Manager of Research Section**
- Dr. sanaa Sami	**Specialist Doctor**
- Athraa Husain	**Chief Statisticians**
- Lemyaa Mutleg	**Senior Statisticians**
- Khitam Jasim	**Chief Statisticians**
- Asmaa Beshar	**Chief Statisticians**
- Menal Hesoon	**Statistician Assistant**
- Nieamet Fadhil	**Programmer Assistant**
- Ahmed Fadhil	**Statistician Assistant**
- Joolan Salih	**Observer Assistant**
- Shakir Hmood	**Medical Assistant**
- Khalid Hasan	**Lab. Assistant**
- Selah Haider	**Medical Assistant**
- Eman Abdulwahid	**Statistician**
- Haider Abdulhadi	**Senior Medical Assistant**
- Nuha Muhammad	**Senior Medical Techenian**
- Suhair Jelal	**Observer Assistant**
- Amel Qiryaqos	**Observer**
- Malath Kamil	**Counter Assistant**
- Saif Ali	**technician**
- Nadeyeh Ali	**writer**
- Rethab Muhammad	**Programmer Assistant**

Checking and Review

- Dr. Lujain Kadhim	**Specialist Doctor**
- Dr. Heyam Muzahim	**General Practioner**
- Dr. Kadhim Al- Abadi	**General Practioner**

IRAQI CANCER REGISTRY
2008

Annual Number of New Cases 2008

Table (1)

The Annual Number of New Cancer Cases

years	No. of new cases Registered	Male		Female		Registered Cases /10^5 pop
		No.	%	No.	%	
1991	5720	3125	54.63	2595	45.37	31.05
1992	8526	4735	55.54	3791	44.46	44.99
1993	8471	4632	54.68	3839	45.32	43.49
1994	7785	4230	54.34	3555	45.66	38.91
1995	7948	4344	54.66	3604	45.34	44.69
1996	8360	4466	53.42	3894	46.58	45.69
1997	8592	4521	52.62	4071	47.38	45.67
1998	9033	4774	52.85	4259	47.15	45.74
1999	8936	4556	50.98	4380	49.02	43.95
2000	10888	5376	49.38	5512	50.63	52.00
2001	13332	6758	50.69	6574	49.31	61.83
2002	13985	6964	49.80	7021	50.20	62.97
2003	11248	5698	50.66	5550	49.34	49.17
2004	14520	7525	51.83	6995	48.17	61.63
2005	15172	7505	49.47	7667	50.53	54.26
2006	15226	7377	48.45	7849	51.54	52.84
2007	14213	6656	46.83	7557	53.16	47.88
2008	14180	6589	46.47	7591	53.53	44.46
Total	196135	99831	50.90	96304	49.10	---

Registered in 1991-2008 by Gender

From (1991 till 1994)2005, 2006, 2007 and 2008 Included Kurdistan Region

From (1995 till 2004) without Kurdistan Region

Figure (1)

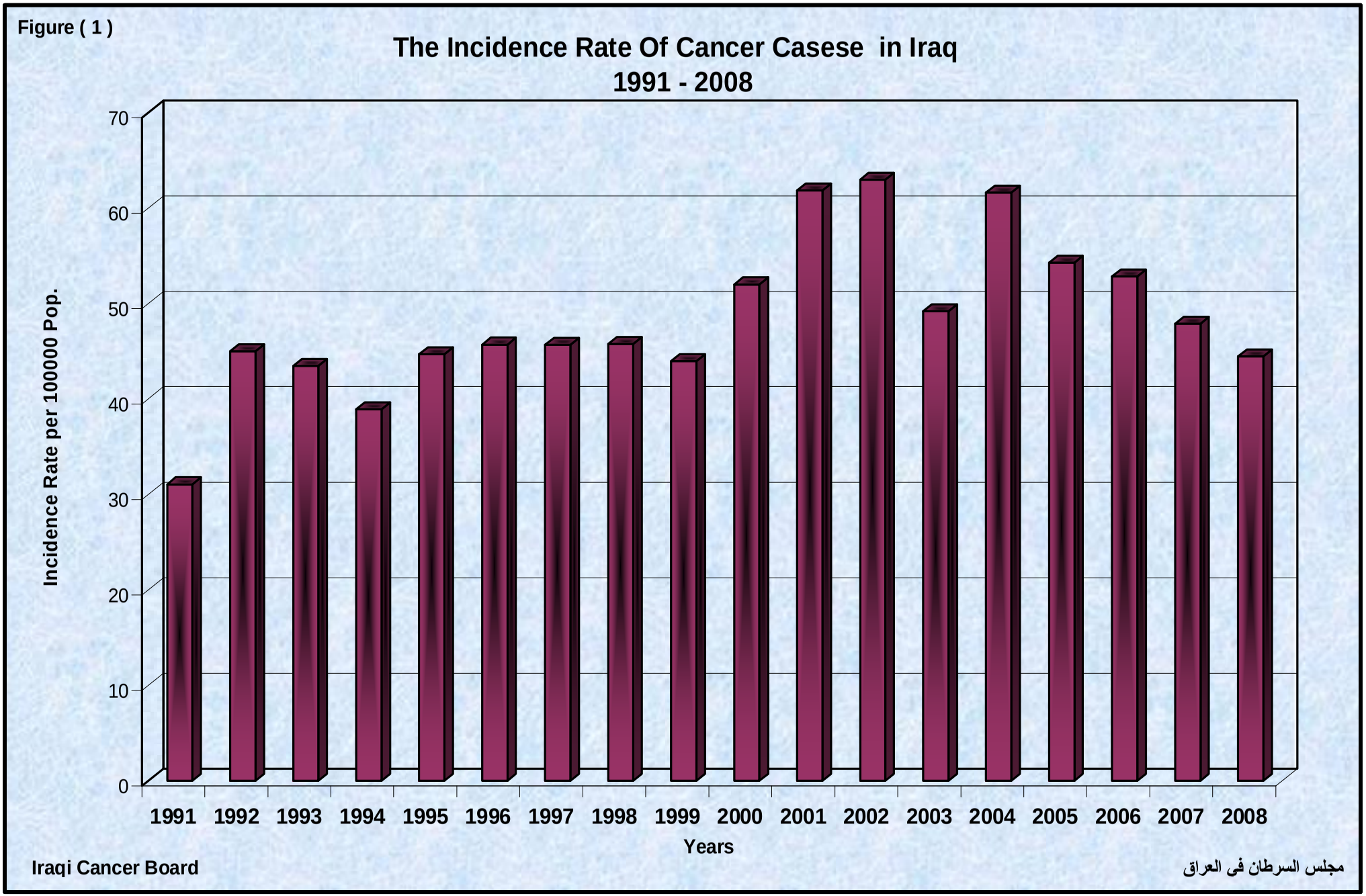
The Incidence Rate Of Cancer Casese in Iraq
1991 - 2008
Incidence Rate per 100000 Pop.
0
10
20
30
40
50
60
70
1991
1992
1993
1994
1995
1996
1997
1998
1999
2000
2001
2002
2003
2004
2005
2006
2007
2008
Years
Iraqi Cancer Board
مجلس السرطان في العراق

TABLE (2)

Estimated Population of IRAQI by Age Group and Gender (2008)

Age Group	Males	Females	Total
0 - 4	2737428	2602122	5339550
5 - 9	2327723	2207838	4535561
10-14	1970148	1903924	3874072
15-19	1752751	1692593	3445344
20-24	1499023	1451756	2950779
25-29	1272624	1245065	2517689
30-34	1061612	1054904	2116516
35-39	866556	878434	1744990
40-44	671299	705874	1377173
45-49	531995	569631	1101626
50-45	407517	442234	849751
55-59	314272	343178	657450
60-64	234608	253292	487900
65-69	165788	184693	350481
70 +	244808	301947	546755
Total	16058152	15837485	31895637

Table (3)
Cancer Age-Specific Incidence Rate (ASIR) per 100.000 Populations;
by Gender –Iraq 2008

Age Group	MALES		Females		Total	
	No. of Cases	Incidence Rate	No. of Cases	Incidence Rate	No. of Cases	Incidence Rate
0-	194	7.09	151	5.80	345	6.46
5-	199	8.55	130	5.89	329	7.25
10-	158	8.02	104	5.46	262	6.76
15-	175	9.98	148	8.74	323	9.37
20-	202	13.48	195	13.43	397	13.45
25-	205	16.11	291	23.37	496	19.70
30-	207	19.50	385	36.50	592	27.97
35-	295	34.04	581	66.14	876	50.20
40-	352	52.44	760	107.67	1112	80.75
45-	335	62.97	839	147.29	1174	106.57
50-	580	142.33	988	223.41	1568	184.52
55-	676	215.10	869	253.22	1545	235.00
60-	867	369.55	742	292.94	1609	329.78
65-	774	466.86	531	287.50	1305	372.35
70+	1331	543.69	844	279.52	2175	397.80
unknown	39	----	33	-----	72	-----
ALL	6589	41.03	7591	47.93	14180	44.46

The First Ten
Leading Cancers in Males and Females
In Their
Order of Frequency

Table (4)

The Commonest Ten Cancers by Site / IRAQ / 2008

PRIMARY SITE	NO. OF CASES	MALE	FEMALE	% OF TOTAL	REGISTERED CASES /10^5 POP.
1- Breast	2729	92	2637	19.25	8.56
2- Bronchus and Lung	1375	975	400	9.70	4.31
3- Leukemia*	960	555	405	6.77	3.01
4 -Urinary Bladder	881	667	214	6.21	2.76
5- Brain and Other CNS**	780	406	374	5.50	2.45
6- Non –Hodgkin's Lymphoma***	716	434	282	5.05	2.24
7- Colorectal Cancer	693	378	315	4.89	2.17
8- Stomach	471	274	197	3.32	1.48
9- Skin (excluding Melanoma)	367	215	152	2.59	1.15
10- Larynx	334	251	83	2.36	1.05
Total Ten	9306	4247	5059	65.63	29.18
All Sites	14180	6589	7591	100.00	44.46

Estimated Population of Iraq 2008: (31895637)

* Leukemia Includes
Lymphoid Leukemia
Myeloid Leukemia
Other Specified Leukemia
Leukemia of Unspecified Cell Type

** Brain & Other CNS Includes:
Benign & Malignant Tumours of the Brain,
Intracranial Meninges & Spinal Meningiomas

*** Non –Hodgkin's Lymphoma (Nodal & Externodal) Includes:

Figure (2)

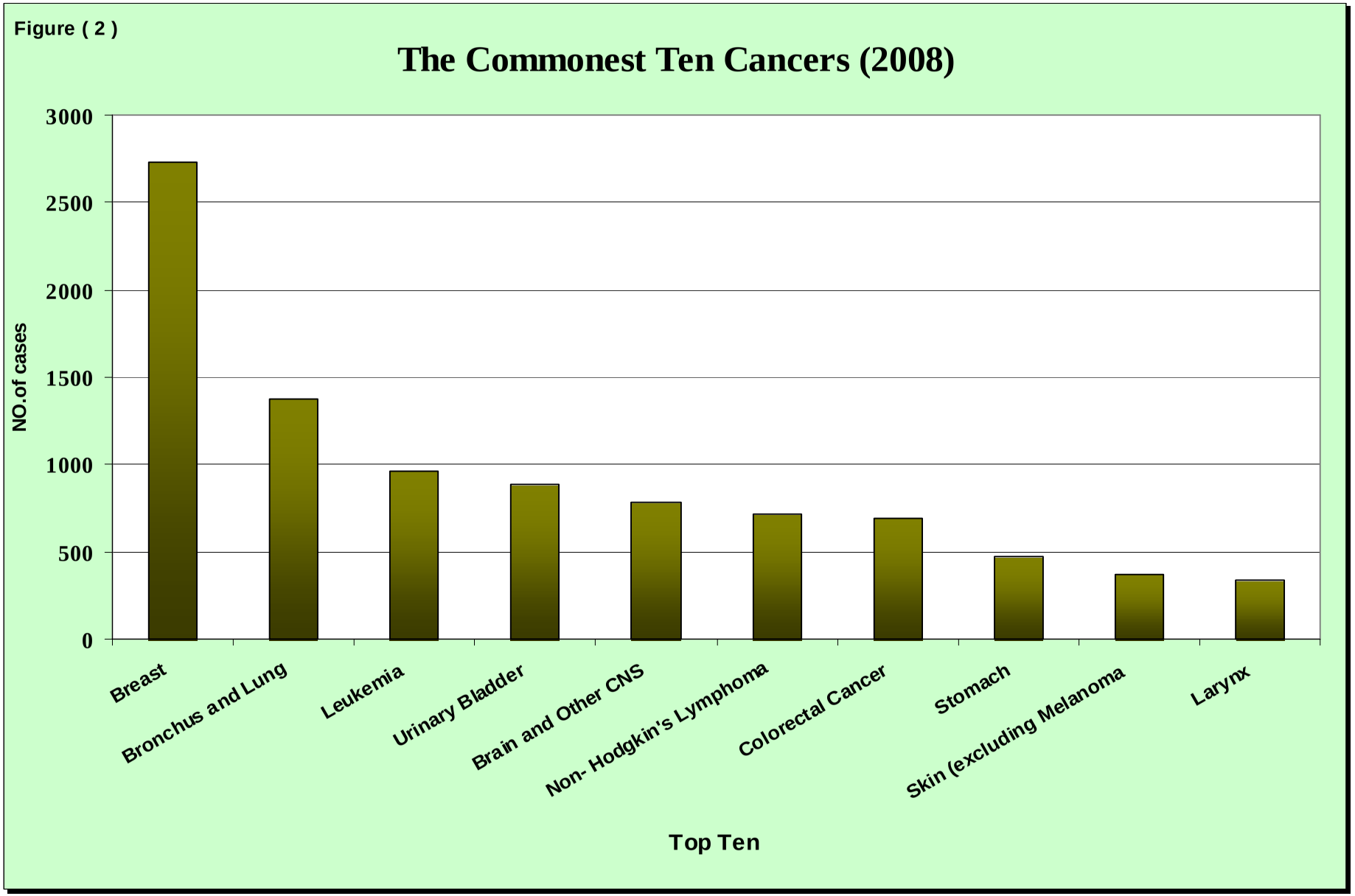
The Commonest Ten Cancers (2008)
3000
2500
2000
1500
1000
500
0
NO.of cases
Breast
Bronchus and Lung
Leukemia
Urinary Bladder
Brain and Other CNS
Non- Hodgkin's Lymphoma
Colorectal Cancer
Stomach
Skin (excluding Melanoma
Larynx
Top Ten

Table (4 - A)

Age Specific Incidence Rate for Top Ten Cancers

Top Ten	Sex	0-4	5-9	10-14	15-19	20-24	25-29	30-34	35-39	40-44	45-49	50-54	55-59	60-64	65-69	70+	T
Breast	M	0.00	0.00	0.00	0.00	0.20	0.16	0.38	1.04	1.79	0.94	1.72	2.55	5.97	5.43	7.76	0.57
	F	0.00	0.05	0.05	0.06	0.83	6.10	13.56	31.53	55.82	76.01	97.91	91.50	99.10	73.09	52.00	16.65
Bronchus &Lung	M	0.00	0.00	0.00	0.17	0.40	0.79	0.38	1.96	4.32	7.71	21.35	43.27	75.02	111.59	111.92	6.07
	F	0.00	0.00	0.00	0.00	0.21	0.64	0.76	1.14	2.41	4.56	9.27	17.19	21.71	26.53	40.07	2.53
Leukemia	M	2.12	3.09	2.84	2.40	2.13	1.96	1.79	2.54	3.72	3.57	8.83	9.23	18.33	18.10	19.20	3.46
	F	1.73	1.86	1.73	1.48	1.24	1.77	2.37	2.50	2.27	3.34	7.46	7.58	7.50	10.29	13.25	2.56
Urinary Bladder	M	0.04	0.04	0.00	0.06	0.47	0.47	0.75	1.85	2.09	4.14	11.29	30.86	49.44	65.14	90.27	4.15
	F	0.00	0.09	0.05	0.06	0.07	0.16	0.09	0.80	0.57	2.46	6.56	7.87	15.00	11.91	21.53	1.35
Brain & Other CNS	M	0.80	1.55	1.22	0.86	1.33	1.81	2.26	4.50	4.02	6.20	6.13	10.82	14.49	12.06	11.44	2.53
	F	0.85	0.77	1.00	0.95	1.10	1.69	1.99	3.76	4.96	5.97	7.69	11.36	10.66	8.12	8.28	2.36
N. H. Lymphoma	M	0.91	1.46	1.02	1.77	1.67	1.49	1.60	2.31	3.87	3.76	13.25	8.27	18.75	17.49	16.75	2.70
	F	0.61	0.68	0.47	0.71	0.76	0.80	1.61	1.94	3.68	2.98	7.01	8.16	7.90	8.12	12.58	1.78
Colorectal	M	0.04	0.00	0.00	0.06	0.80	1.34	2.07	3.58	5.36	5.08	9.32	13.68	20.03	22.92	25.73	2.35
	F	0.00	0.05	0.00	0.65	0.55	1.37	2.09	2.62	3.97	6.85	8.37	10.78	13.82	23.28	4.64	1.99
Stomach	M	0.00	0.00	0.10	0.11	0.33	0.47	0.47	1.73	2.83	5.26	8.83	5.73	16.62	21.71	24.92	1.71
	F	0.00	0.00	0.00	0.12	0.34	0.32	0.28	1.82	1.70	4.92	5.65	9.91	9.48	7.58	9.94	1.24
Skin (excluding Melanoma)	M	0.00	0.09	0.05	0.00	0.13	0.39	0.75	1.27	1.64	2.44	3.68	7.00	12.36	21.11	24.92	1.34
	F	0.00	0.05	0.05	0.06	0.41	0.16	0.38	0.57	1.56	2.63	3.84	3.50	7.50	8.12	13.91	0.96
Larynx	M	0.04	0.00	0.00	0.00	0.07	0.00	0.19	0.46	1.04	2.07	7.61	10.18	21.74	27.14	26.55	1.56
	F	0.00	0.05	0.00	0.00	0.00	0.08	0.00	0.23	0.00	1.93	2.04	3.79	5.13	7.58	5.96	0.52

Figure (2- 1)

Age Specific Incidence Rate for Breast

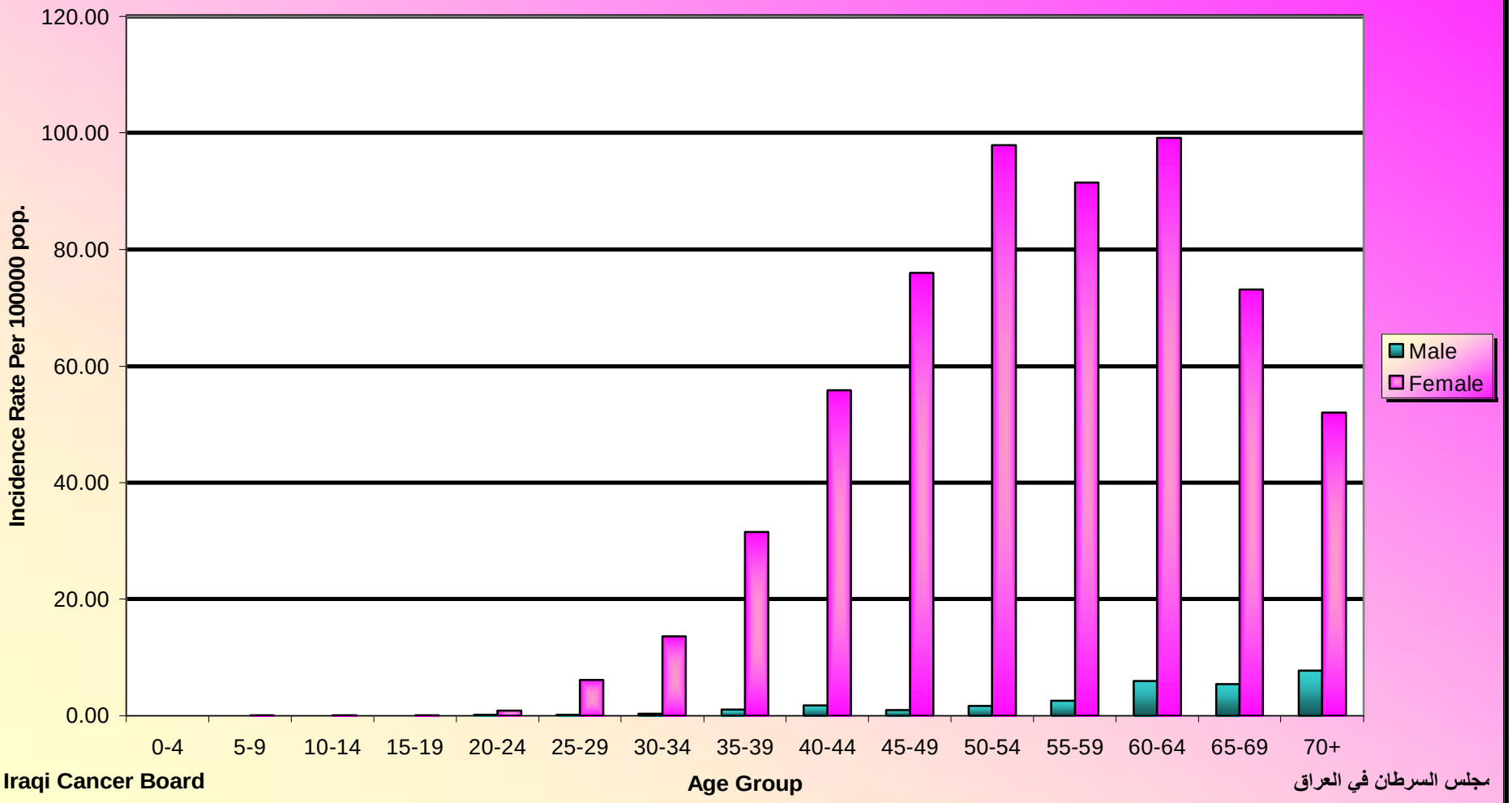

Iraqi Cancer Board

مجلس السرطان في العراق

Figure (2 - 2)

Age Specific Incidence Rate for Bronchus & Lung

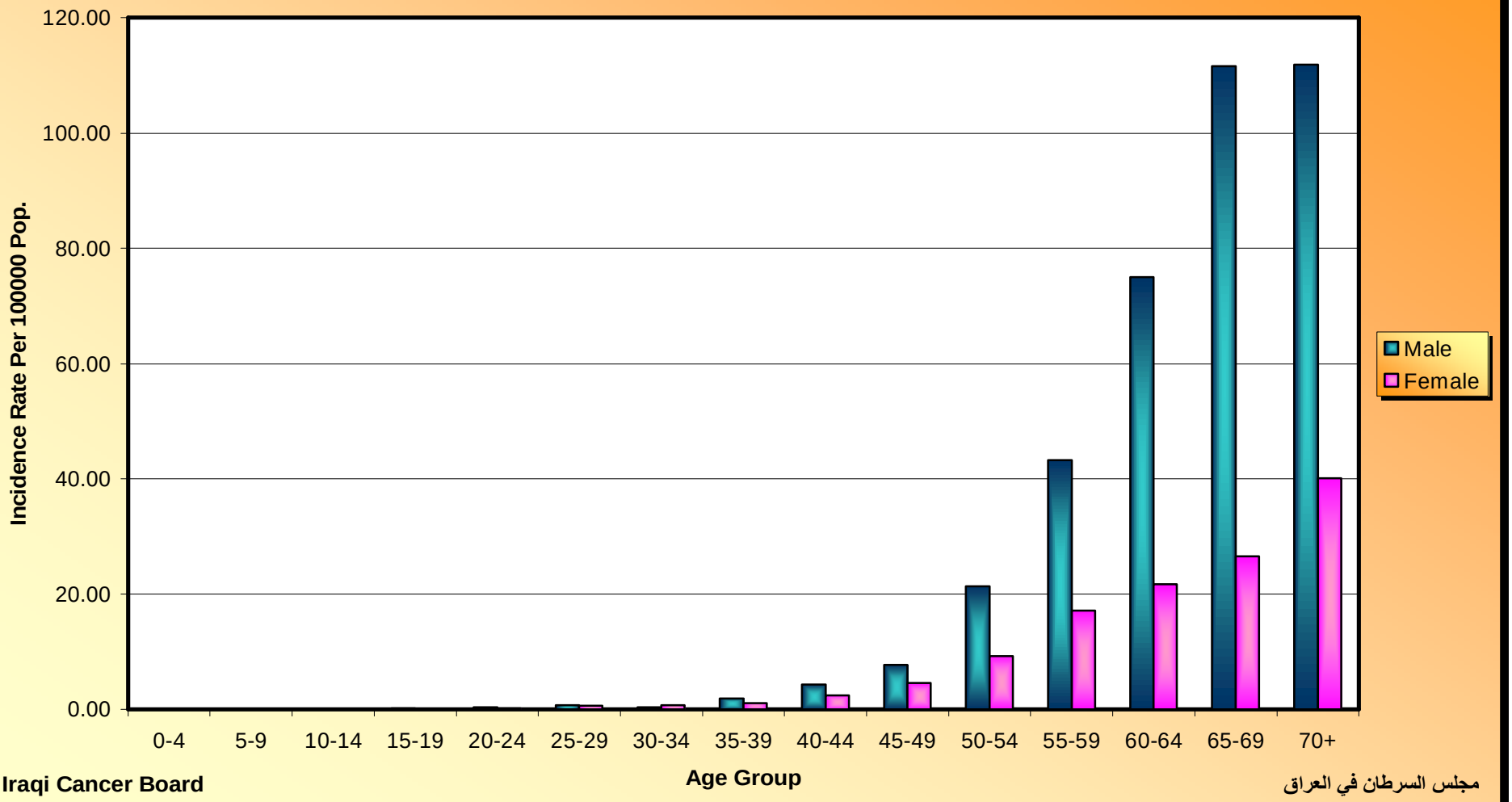

Iraqi Cancer Board

مجلس السرطان في العراق

Figure (2 -3)

Age Spicific Incidence Rate For Leukemia

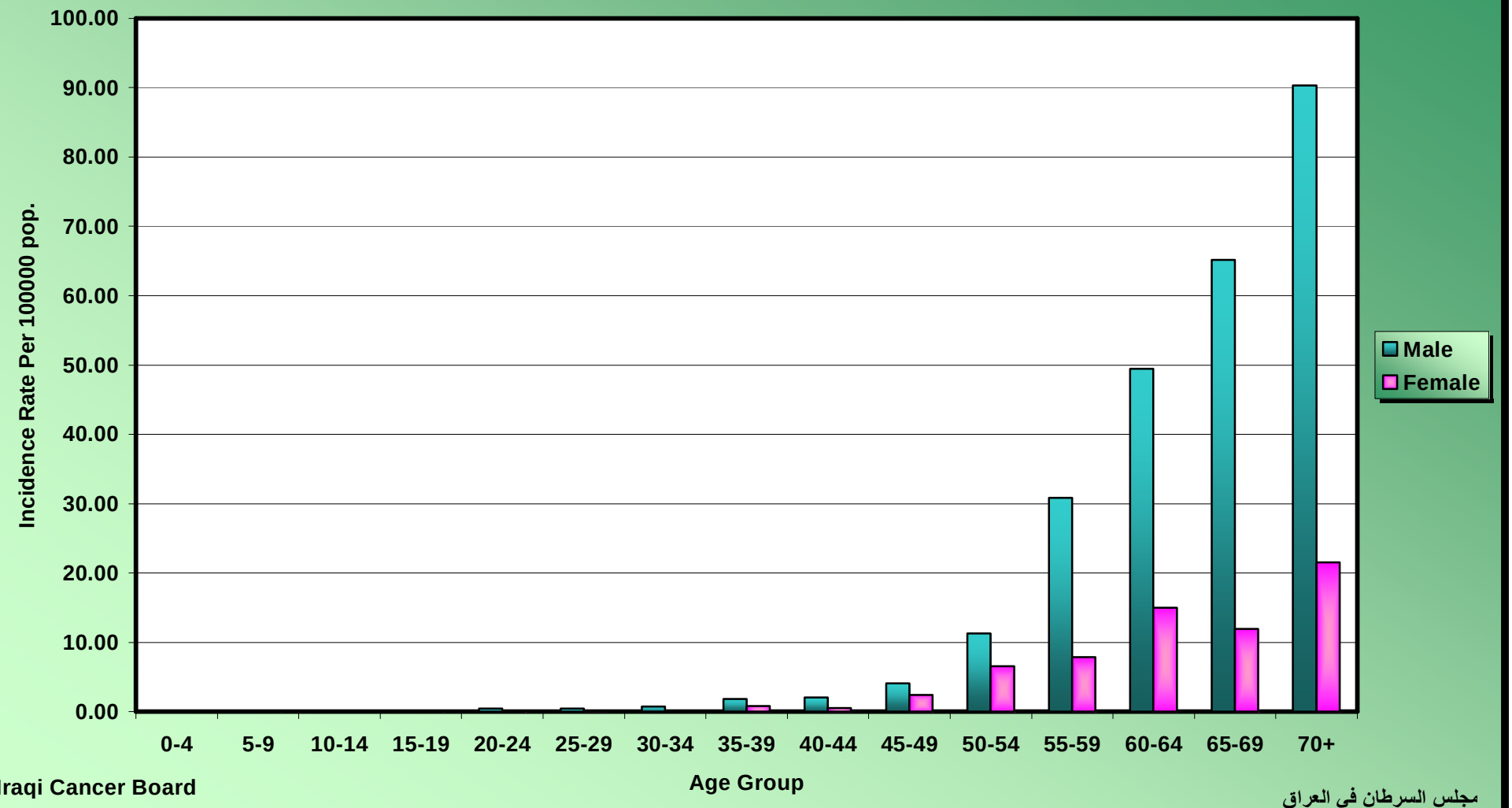

Iraqi Cancer Board

مجلس السرطان في العراق

Figure (2- 4)

Age Specific Incidence Rate for Urinary Bladder

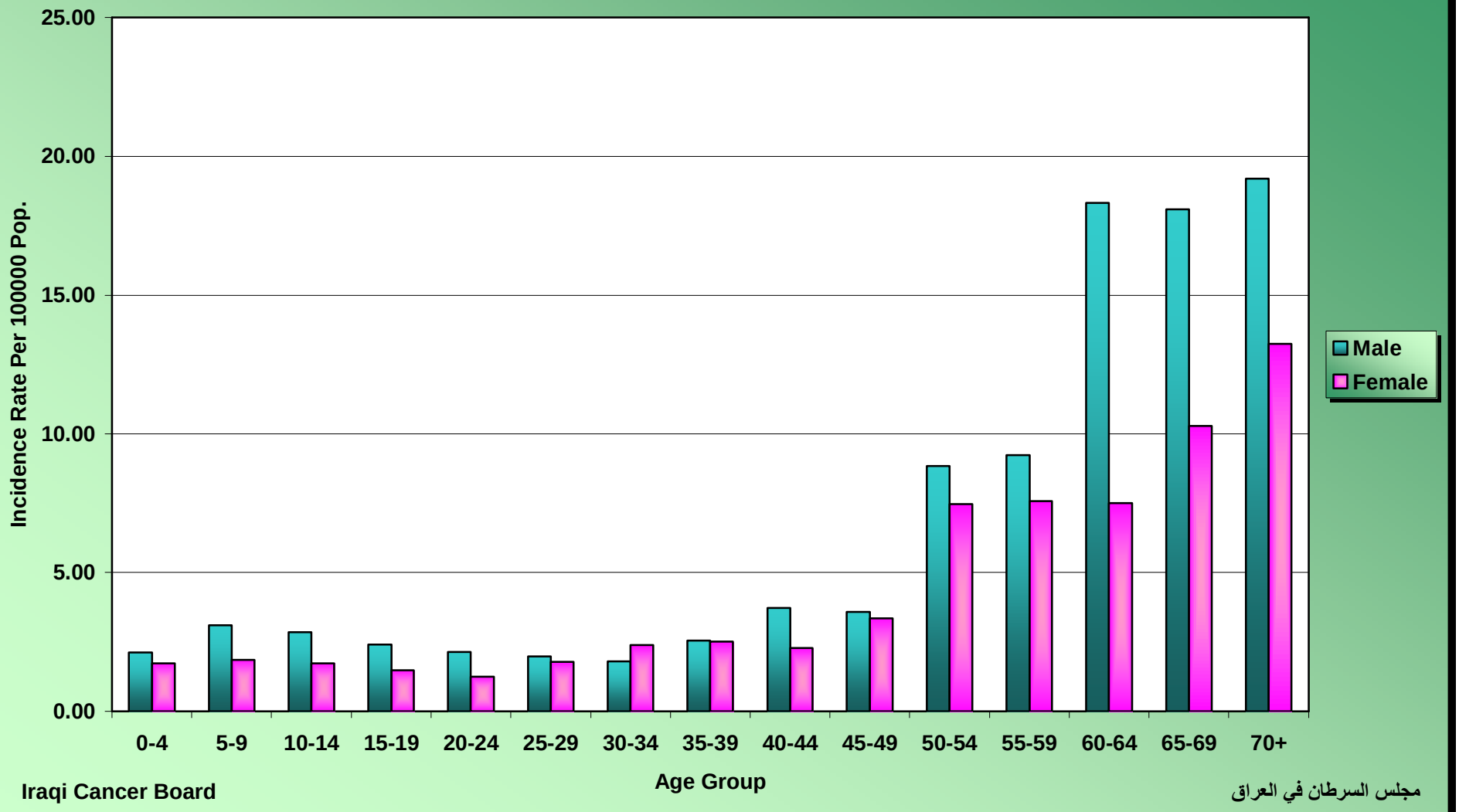

Iraqi Cancer Board

مجلس السرطان في العراق

Figure (2 - 5)

Age Specific Incidence Rate for Brain & Other CNS

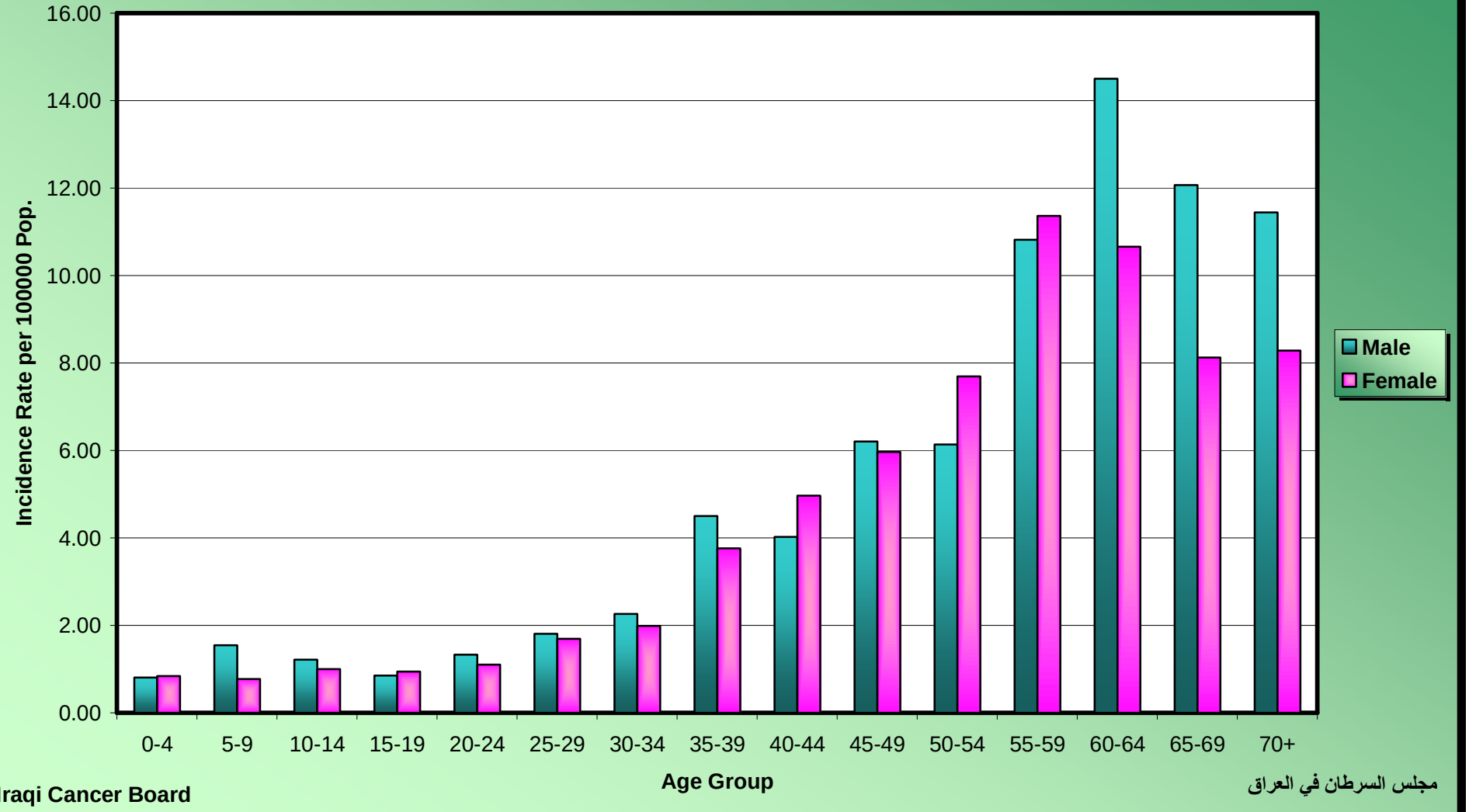

Iraqi Cancer Board

مجلس السرطان في العراق

Figure (2 - 6)

Age Specific Incidence for Non Hodgkin's Lymphoma

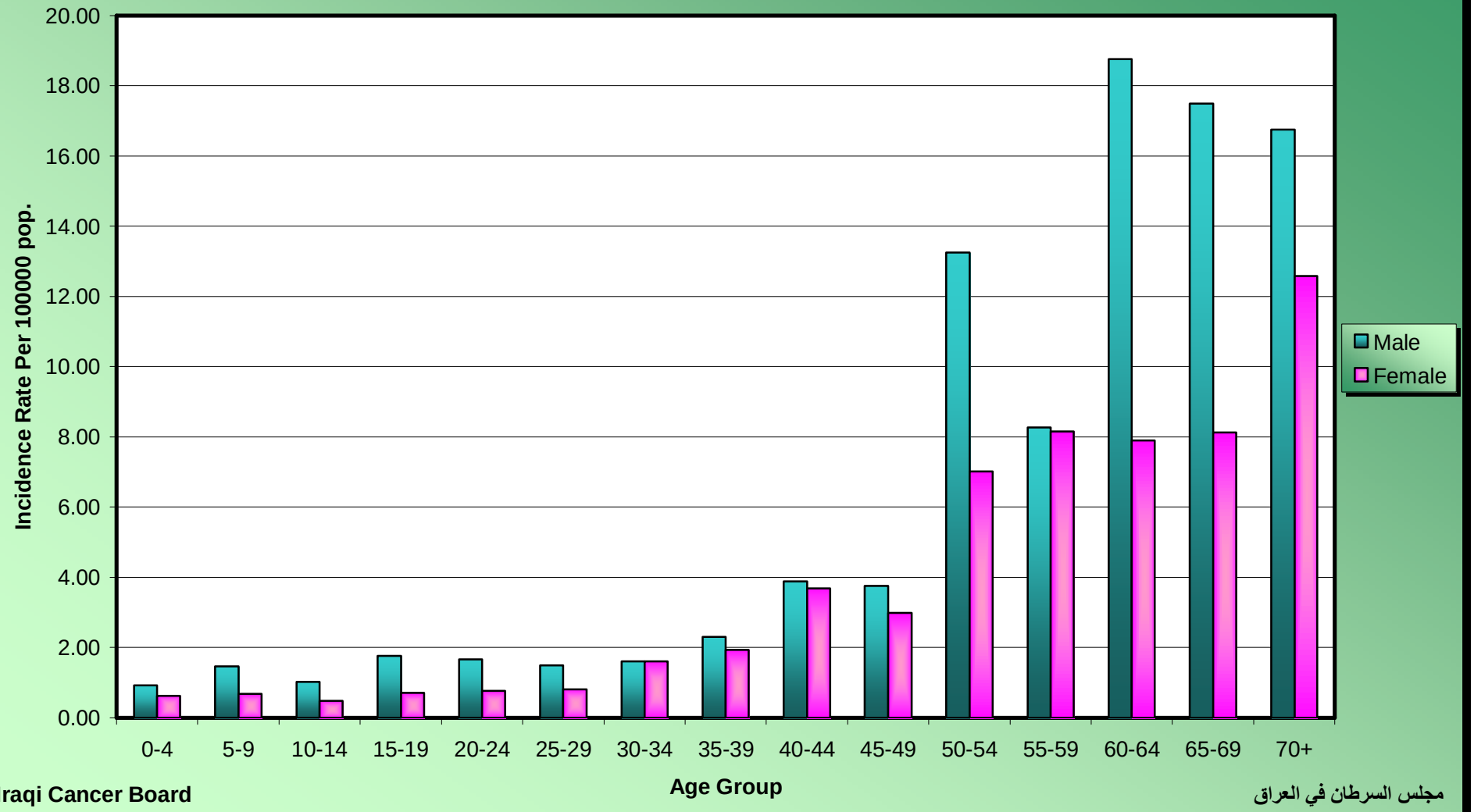

Iraqi Cancer Board

مجلس السرطان في العراق

Figure (2 - 7)

Age Specific Incidence Rate for Colorectal

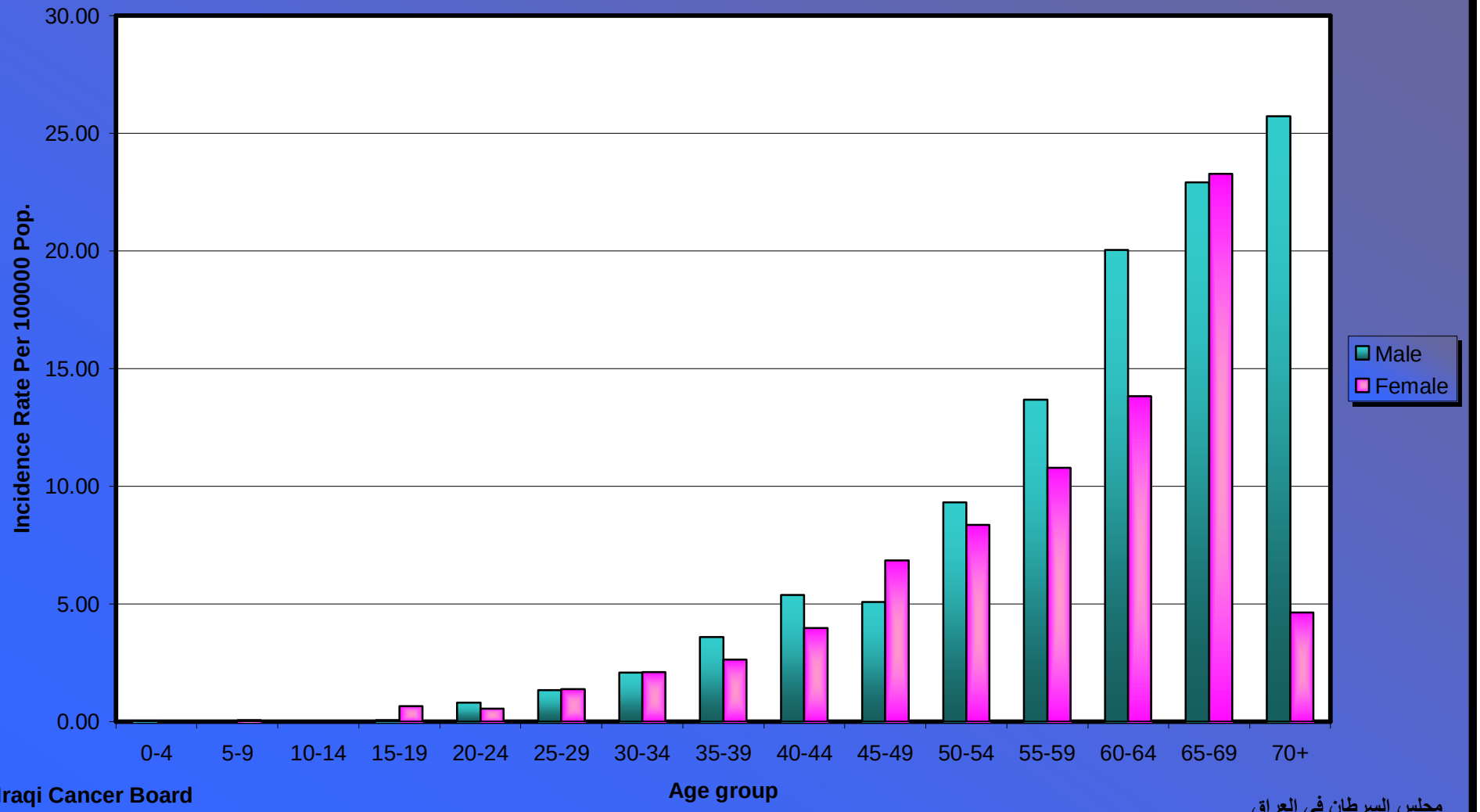

Iraqi Cancer Board

مجلس السرطان في العراق

Figure (2 - 8)

Age Specific Incidence Rate for Stomach

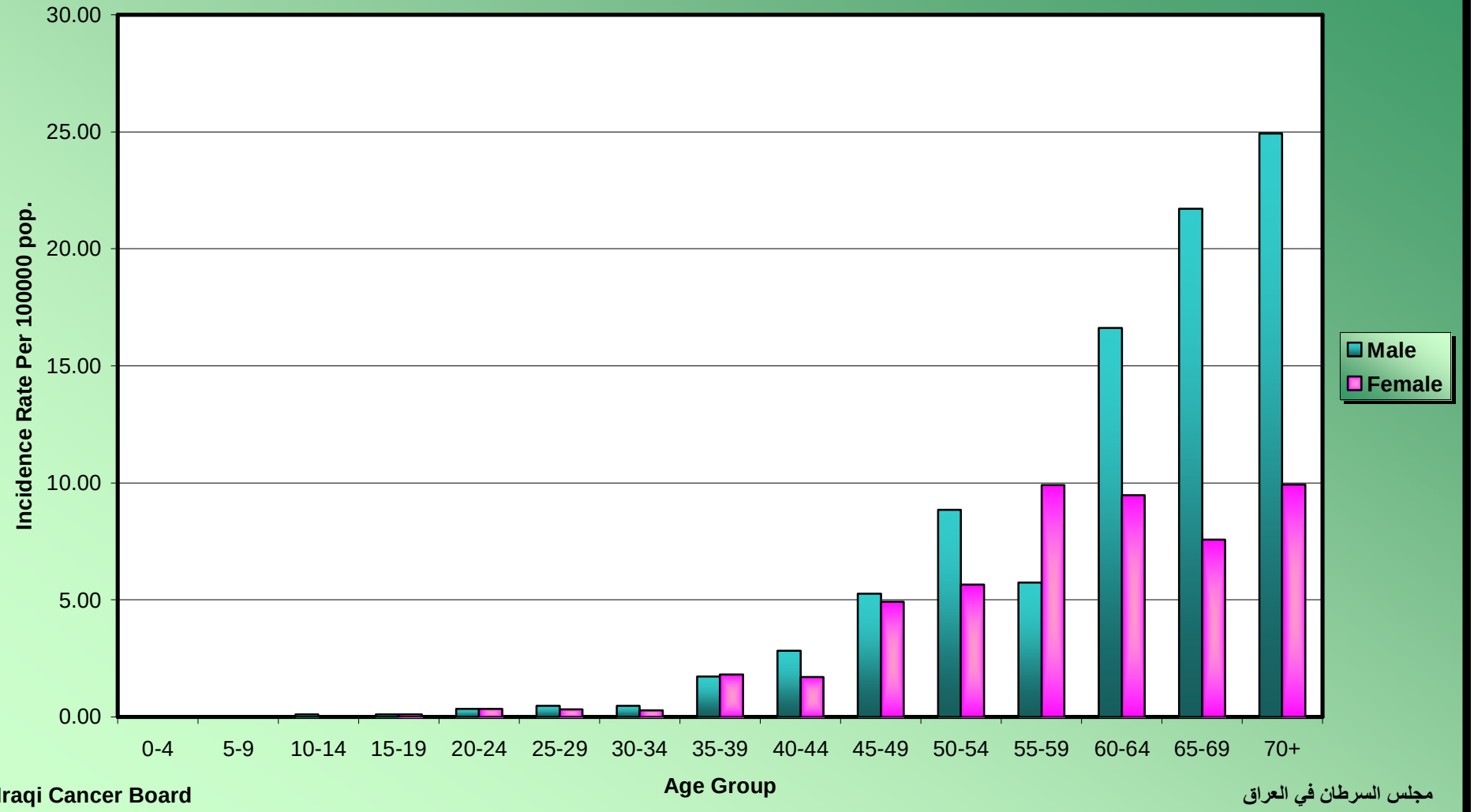

Iraqi Cancer Board

مجلس السرطان في العراق

Figure (2 - 9)

Age Specific Incidence Rate for Skin

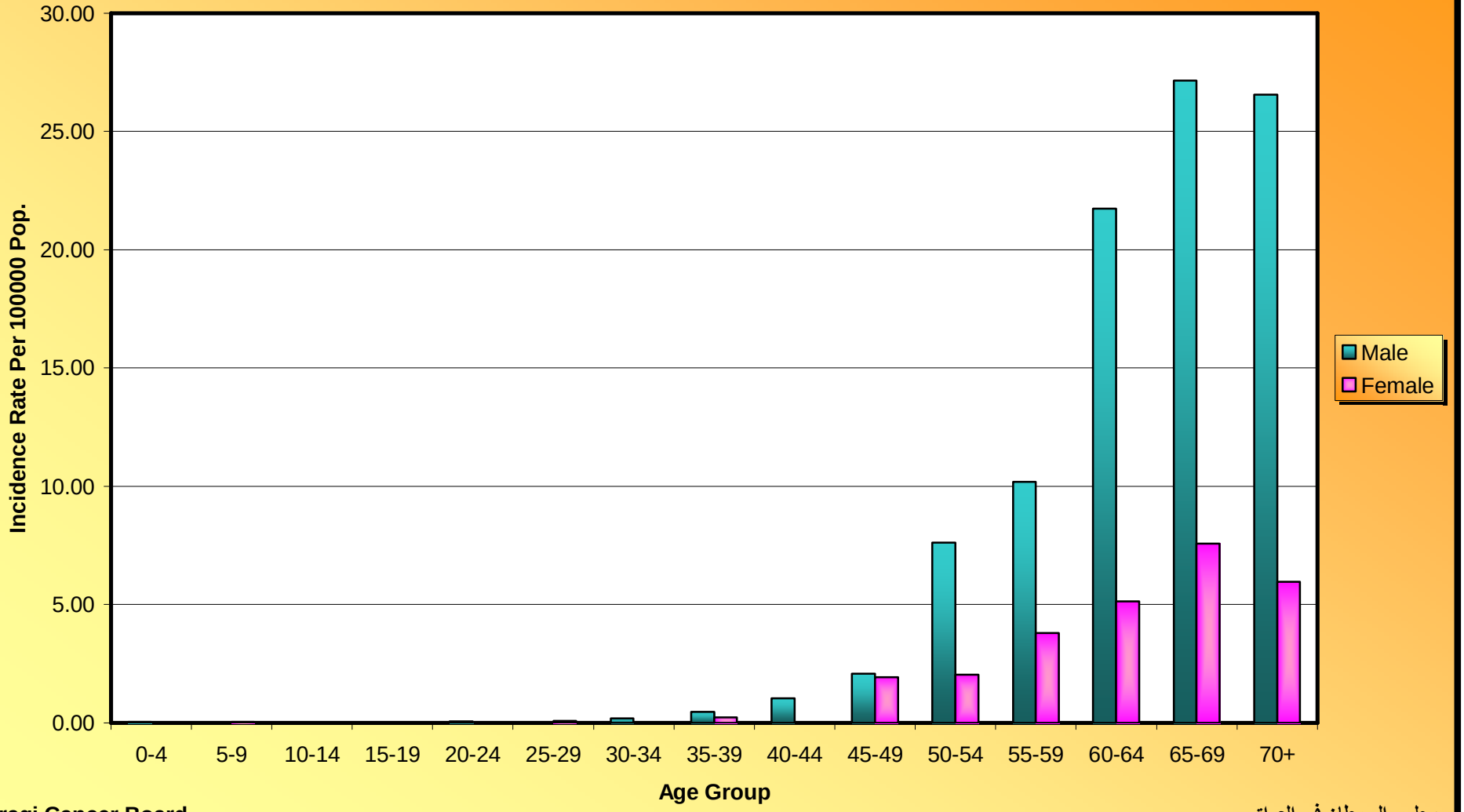

Iraqi Cancer Board

مجلس السرطان في العراق

Figure (2 - 10

Age Specific Incidence Rate for Larynx

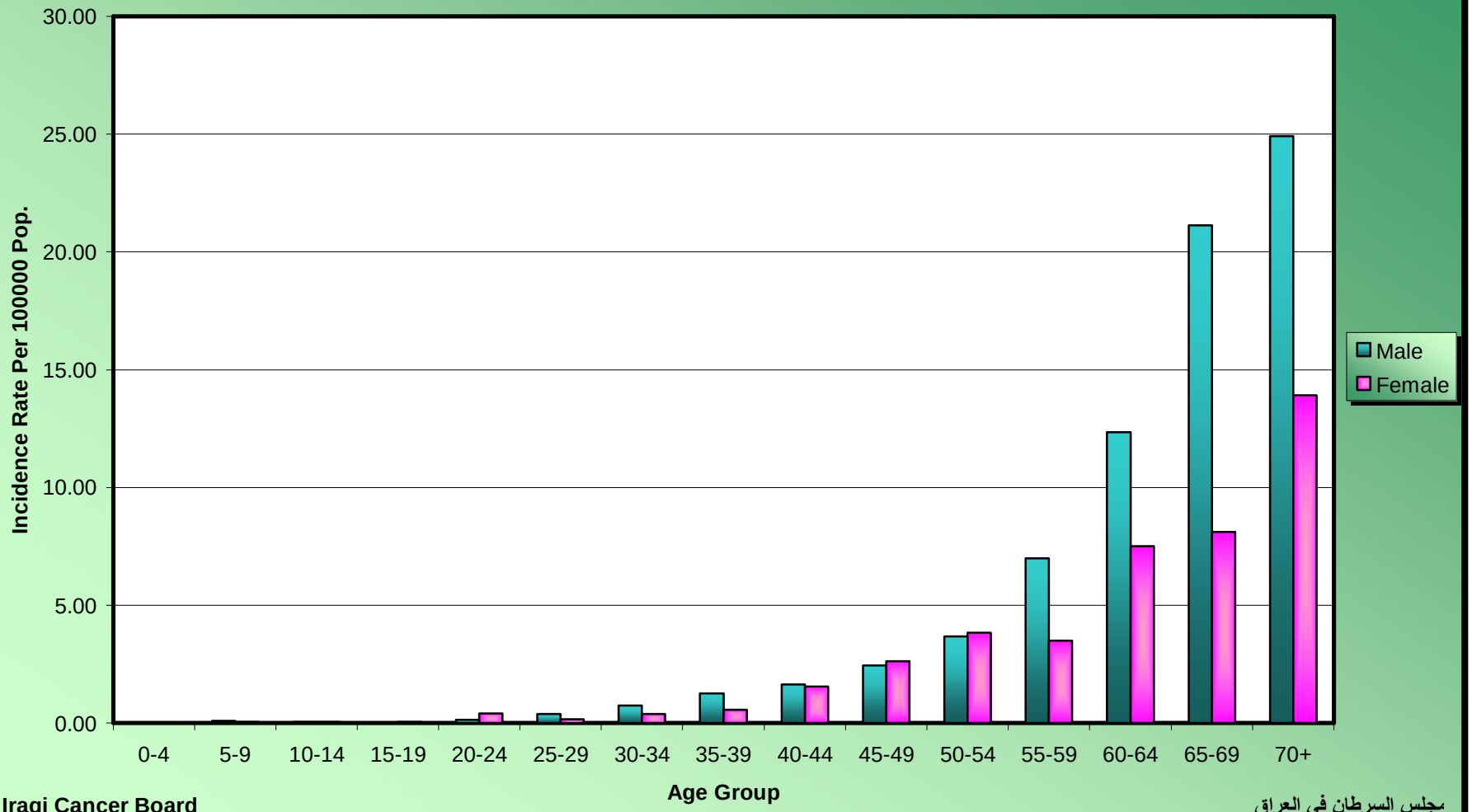

Iraqi Cancer Board

مجلس السرطان في العراق

Figure A (1 - 10)

Incidence Rate per 100000 Population for Breast Cancer in Iraq by Gender 1996 - 2008

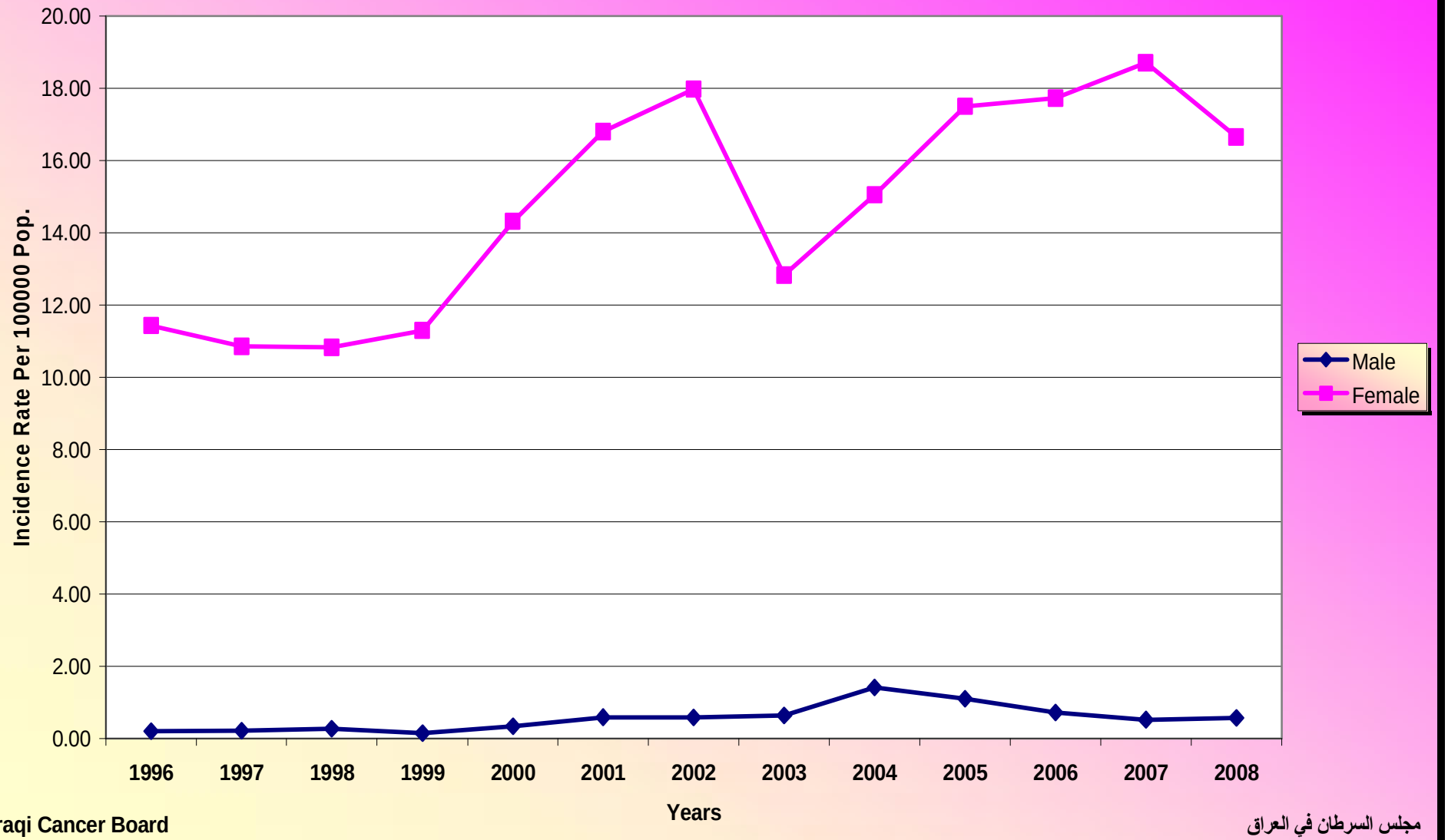

Iraqi Cancer Board

مجلس السرطان في العراق

Table (5)

The Commonest Ten Cancers by Site in Males / IRAQ / 2008

PRIMARY SITE	NO. OF CASES	% OF TOTAL	REGISTERED CASES /10^5 POP.
1- Bronchus and Lung	975	14.80	6.07
2- Urinary Bladder	667	10.12	4.15
3- Leukemia	555	8.42	3.46
4- Non-Hodgkin's Lymphoma	434	6.59	2.70
5- Brain and Other CNS	406	6.16	2.53
6- Colorectal Cancer	378	5.74	2.35
7- Stomach	274	4.16	1.71
8- Larynx	251	3.81	1.56
9- Prostate	246	3.73	1.53
10- Skin (excluding Melanoma)	215	3.26	1.34
Total Ten	4401	66.79	27.41
All Sites	6589	100.00	41.03

Estimated Population male of Iraq 2008: (16058152)

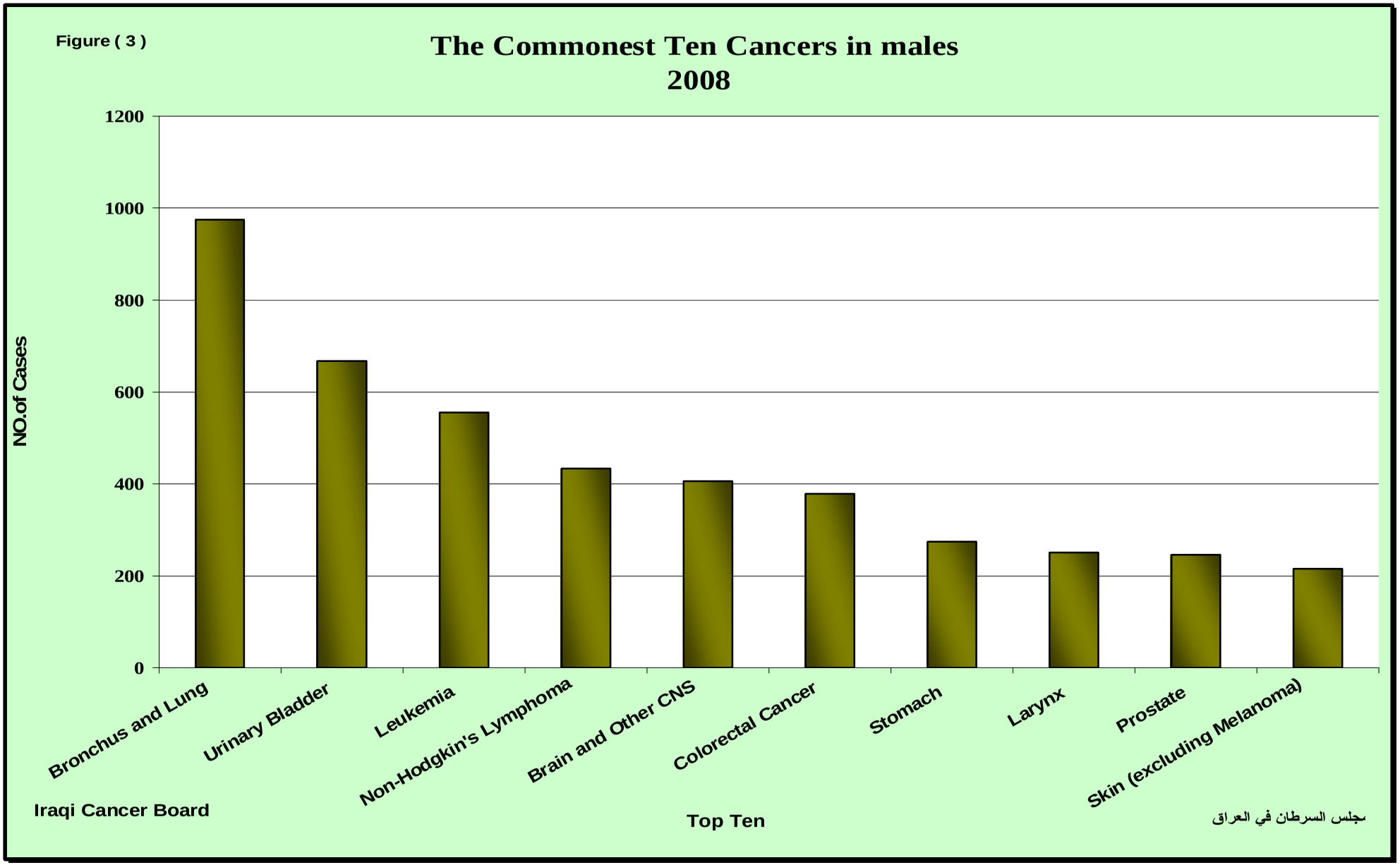
Figure (3)
The Commonest Ten Cancers in males
2008
1200
1000
800
600
400
200
0
NO.of Cases
Bronchus and Lung
Urinary Bladder
Leukemia
Non-Hodgkin's Lymphoma
Brain and Other CNS
Colorectal Cancer
Stomach
Larynx
Prostate
Skin (excluding Melanoma)
Iraqi Cancer Board
Top Ten
مجلس السرطان في العراق

Table (6)

The Commonest Ten Cancers by Site in females / IRAQ / 2008

PRIMARY SITE	NO. OF CASES	% OF TOTAL	REGISTERED CASES /10^5 POP.
1-Breast	2637	34.74	16.65
2- Leukemia	405	5.34	2.56
3- Bronchus and Lung	400	5.27	2.53
4- Brain and Other CNS	374	4.93	2.36
5- Colorectal Cancer	315	4.15	1.99
6- Ovary	282	3.71	1.78
7- Non-Hodgkin's Lymphoma	282	3.71	1.78
8- Uterus Unspecified	222	2.92	1.40
9- Urinary Bladder	214	2.82	1.35
10- Stomach	197	2.60	1.24
Total Ten	5328	70.19	33.64
All Sites	7591	100.00	47.93

Estimated Population Female of Iraq 2008: (15837485)

Figure (4)

The Commonest Ten Cancers in females
2008

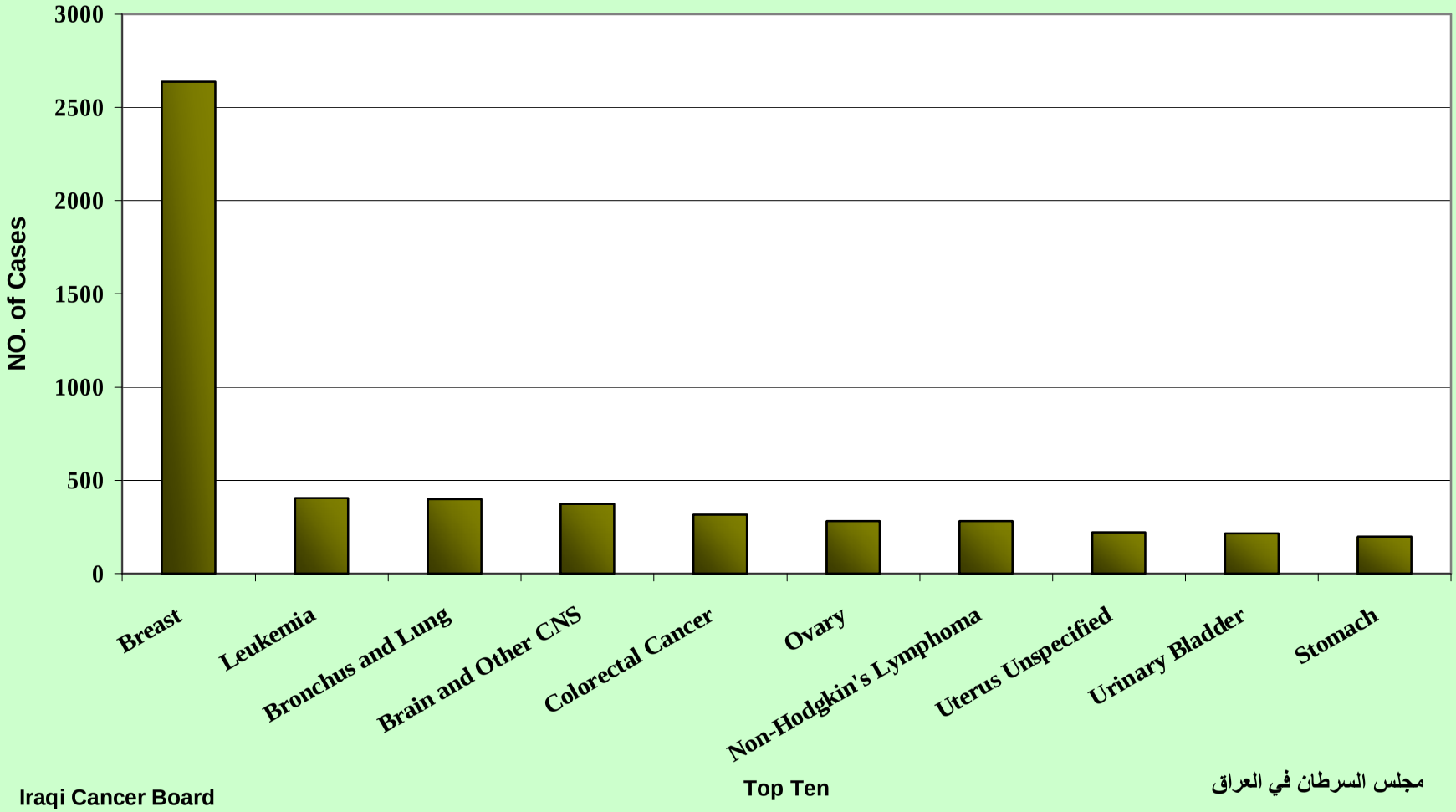

Iraqi Cancer Board

مجلس السرطان في العراق

Annual Number of New Cases Percentage of Total and Crude Rates / 100,000 by Primary Site and Sex

Table (7)

The Crude Incidence Rates / 100,000 Populations of Malignant Tumors (2008)

Site	ICD-O	Total	Male	Female	% of Total	registered Cases /10^5 pop
Lip	C00	14	6	8	0.10	0.04
Tongue, base	C01	6	4	2	0.04	0.02
Tongue, other	C02	54	35	19	0.38	0.17
Gum	C03	8	6	2	0.06	0.03
Mouth, floor	C04	5	1	4	0.04	0.02
Mouth, palate	C05	11	5	6	0.08	0.03
Mouth, other	C06	31	17	14	0.22	0.10
Parotid gland	C07	25	12	13	0.18	0.08
Salivary glands, other	C08	21	10	11	0.15	0.07
Tonsil	C09	12	9	3	0.08	0.04
Oropharynx	C10	7	6	1	0.05	0.02
Nasopharynx	C11	68	47	21	0.48	0.21
Pyriform sinus	C12	6	3	3	0.04	0.02
Hypopharynx	C13	15	4	11	0.11	0.05
Other Lip, Oral, Pharynx	C14	28	16	12	0.20	0.09
Oesophagus	C15	90	50	40	0.63	0.28
Stomach	C16	471	274	197	3.32	1.48
Small intestine	C17	51	30	21	0.36	0.16
Colon	C18	457	238	219	3.22	1.43
Rectosigmoid junction	C19	14	7	7	0.10	0.04
Rectum	C20	202	121	81	1.42	0.63
Anus & anal canal	C21	20	12	8	0.14	0.06
Liver & bile ducts	C22	260	146	114	1.83	0.82
Gallbladder	C23	62	28	34	0.44	0.19
Biliary tract, other	C24	18	10	8	0.13	0.06
Pancreas	C25	266	146	120	1.88	0.83
Other digestive organs	C26	55	30	25	0.39	0.17
Nasal cavity, middle ear	C30	12	8	4	0.08	0.04
Accessory sinuses	C31	23	18	5	0.16	0.07
Larynx	C32	334	251	83	2.36	1.05
Trachea	C33	3	2	1	0.02	0.01
Bronchus & lung	C34	1375	975	400	9.70	4.31

Thymus	C37	17	11	6	0.12	0.05
Heart, mediast. pleura	C38	28	18	10	0.20	0.09
Other respir. & thoracic	C39	10	7	3	0.07	0.03
Bone & cartilage, limbs	C40	75	42	33	0.53	0.24
Bone & cartilage, other	C41	168	94	74	1.18	0.53
Bon Marrow (for leukemia, see below)	C42	140	79	61	0.99	0.44
Skin, melanoma	C43	37	14	23	0.26	0.12
Skin, other	C44	367	215	152	2.59	1.15
Nerves, periferal & ANS	C47	8	5	3	0.06	0.03
Peritoneum & Retroperit.	C48	32	16	16	0.23	0.10
Other connect./soft tiss	C49	174	101	73	1.23	0.55
Breast	C50	2729	92	2637	19.25	8.56
Vulva	C51	7	0	7	0.05	0.02
Vagina	C52	7	0	7	0.05	0.02
Cervix uteri	C53	114	0	114	0.80	0.36
Corpus uteri	C54	75	0	75	0.53	0.24
Uterus unspecified	C55	222	0	222	1.57	0.70
Ovary	C56	282	0	282	1.99	0.88
Female genital, other	C57	11	0	11	0.08	0.03
Placenta	C58	68	0	68	0.48	0.21
Penis	C60	6	6	0	0.04	0.02
Prostate	C61	246	246	0	1.73	0.77
Testis	C62	98	98	0	0.69	0.31
Male genital, other	C63	1	1	0	0.01	0.00
Kidney, not renal pelvis	C64	290	166	124	2.05	0.91
Renal pelvis	C65	3	1	2	0.02	0.01
Ureter	C66	3	2	1	0.02	0.01
Bladder	C67	881	667	214	6.21	2.76
Urinary organs, other	C68	4	2	2	0.03	0.01
Eye & adnexa	C69	56	30	26	0.39	0.18
Meninges	C70	60	25	35	0.42	0.19
Brain	C71	649	340	309	4.58	2.03
Nervous system, other	C72	49	30	19	0.35	0.15
Thyroid gland	C73	222	64	158	1.57	0.70
Adrenal gland	C74	27	13	14	0.19	0.08
Endocrine glands, other	C75	28	13	15	0.20	0.09
Unspecified sites	C76	134	66	68	0.94	0.42
Lymph Nodes[1]	C77	103	55	48	0.73	0.32
Unknown primary site	C80	605	323	282	4.27	1.90

Malignant Tumors Sorted By Morphology						
Hodgkin's disease2		308	156	152	2.17	0.97
Non-Hodgkin, lymphomas3		716	434	282	5.05	2.24
Plasmacytoma		12	6	6	0.08	0.04
Multiple myeloma		85	54	31	0.60	0.27
Immunoproif Diseases		1	1	0	0.01	0.00
Leukaemias4		960	555	405	6.77	3.01
Miscellaneous Myloprolif. & Lymphoprolif. Disorders		36	13	23	0.25	0.11
Myelodysplastic Syndrome		2	1	1	0.01	0.01
Total		14180	6589	7591	100.00	44.46

(1) Malignant Tumors included here are those other than Hodgkin's disease and NHL.

(2) All Hodgkin's cases included under this category.

(3) All NHL cases, Nodal & Extra nodal.

(4) Includes All categories of Leukemia; ALL, CLL, AML, CML, & Non – Specified Leukemia's

The Commonest Ten Cancers In The Iraqi Provinces & Districts

Duhok
Nineveh
Erbil
Sulymaniyah
kirkuk
Salah al-dan
Dyala
Anbar
Baghdad
Babil
Kerbala
Wasit
Diwanyia
Misan
Najaf
Thi-Qar
Basrah
Muthana

Baghdad
3792

Table (8)

The Commonest Ten Cancers in *Baghdad*. Number of New Cases by Primary Site, Percentage of Total And Registered Cases /100,000 Population

PRIMARY SITE	NO. OF CASES	% OF TOTAL	REGISTERED CASES /10^5 POP.
1-BREAST	837	22.07	11.73
2- BRONCHUS & LUNG	321	8.47	4.50
3- BRAIN&OTHER CNS	279	7.36	3.91
4- LEUKEMIA	243	6.41	3.40
5- BLADDER	221	5.83	3.10
6- COLORECTAL	180	4.75	2.52
7- NON-HODGKIN'S LYMPHOMA	155	4.09	2.17
8- STOMACH	96	2.53	1.34
9- LARYNX	86	2.27	1.20
10- LIVER	82	2.16	1.15
TOTAL TEN	2500	65.93	35.02
ALL SITES	3792	100.00	53.13

Population of the Baghdad Governorate by Gender-2008

	Males No	%	Females No	%	Total No	%
Baghdad	3599344	22.41	3538433	22.34	7137777	22.38
Sex Specific Incidence Rate						
	No. of Cases Male	Registered Cases /10^5 pop	No. of Cases Female	Registered Cases /105 pop	No. of Cases Total	Registered Cases /105 pop
	1624	45.12	2168	61.27	3792	53.13

Figure (5)

The Commonest Ten Cancers By Registered Cases Per 100000 Population in Baghdad

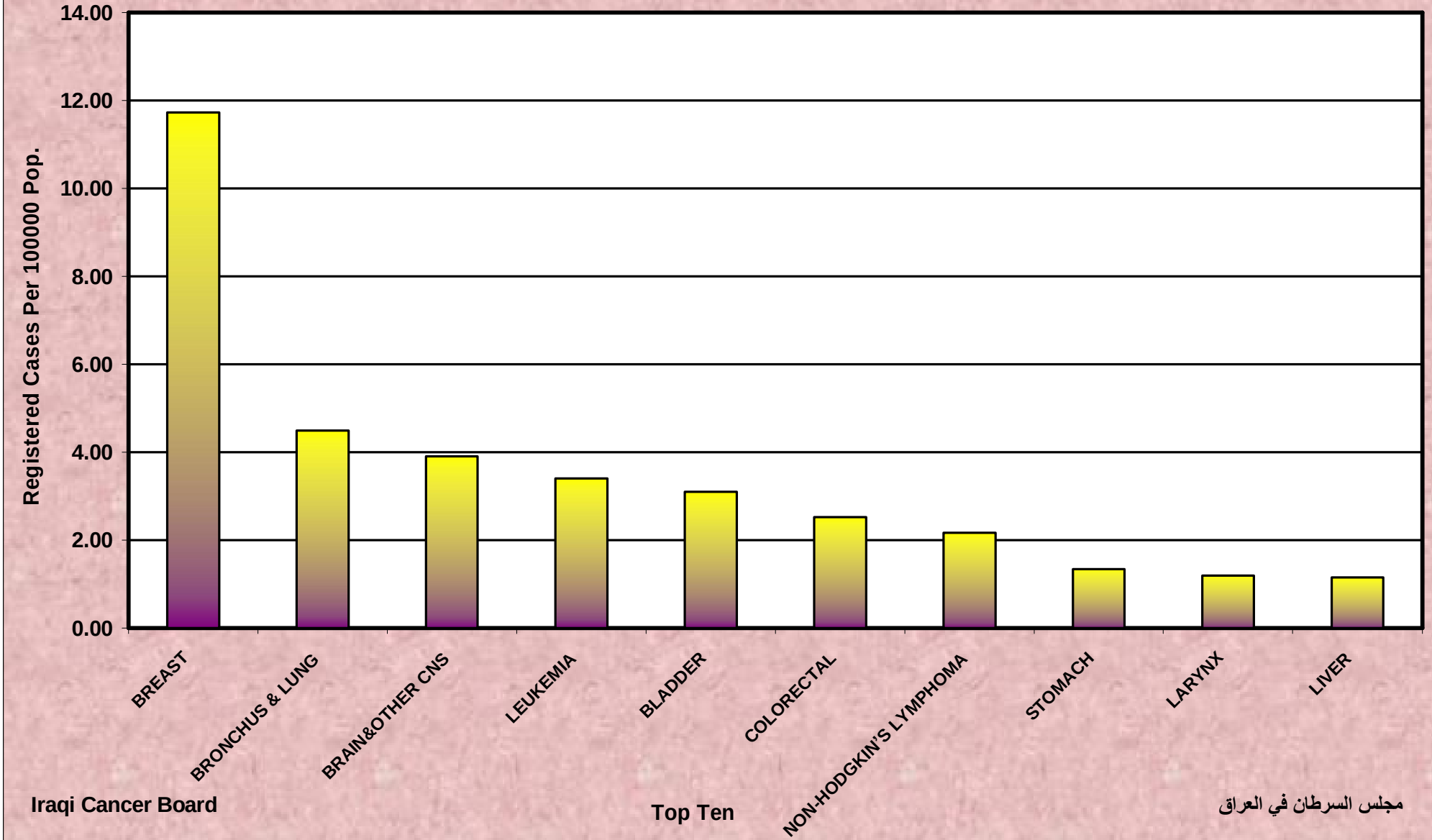

Iraqi Cancer Board

مجلس السرطان في العراق

Table (9)

The Commonest Ten Cancer in Baghdad Districts
Number of New Cases by Primary Site , Percentage of Total in 2008

TOP TEN	RISSAFFA		AL ADHAMYIA		AL-SADER		AL KARKH		AL KADHIMYIAH		AL MAHMOODYIA		ABU GRAIB		AL MADAIN		AL TARMEYEH		TOTAL	
	NO	%	NO	%	NO	%	NO	%	NO	%	NO	%	NO	%	NO	%	NO	%	NO	%
Breast	242	28.91	131	15.65	127	15.17	215	25.69	76	9.08	16	1.91	11	1.31	17	2.03	2	0.24	837	100.00
Bronchus & lung	98	30.53	39	12.15	53	16.51	72	22.43	29	9.03	14	4.36	5	1.56	11	3.43	0	0.00	321	100.00
Brain & Other CNS	71	25.45	32	11.47	59	21.15	59	21.15	33	11.83	14	5.02	4	1.43	7	2.51	0	0.00	279	100.00
Leukemia	54	22.22	30	12.35	33	13.58	67	27.57	26	10.70	20	8.23	9	3.70	4	1.65	0	0.00	243	100.00
Bladder	58	26.24	27	12.22	40	18.10	49	22.17	22	9.95	14	6.33	6	2.71	4	1.81	1	0.45	221	100.00
Colorectal	48	26.67	35	19.44	26	14.44	40	22.22	22	12.22	5	2.78	2	1.11	2	1.11	0	0.00	180	100.00
Non-Hodgkin's Lymphoma	33	21.29	20	12.90	29	18.71	35	22.58	25	16.13	8	5.16	4	2.58	1	0.65	0	0.00	155	100.00
Stomach	27	28.13	16	16.67	15	15.63	23	23.96	5	5.21	2	2.08	6	6.25	2	2.08	0	0.00	96	100.00
Larynx	30	34.88	5	5.81	17	19.77	18	20.93	11	12.79	2	2.33	2	2.33	1	1.16	0	0.00	86	100.00
Liver	23	28.05	7	8.54	17	20.73	12	14.63	4	4.88	8	9.76	7	8.54	3	3.66	1	1.22	82	100.00
Total	684	27.4	342	13.68	416	16.64	590	23.6	253	10.12	103	4.12	56	2.24	52	2.08	4	0.16	2500	100.00

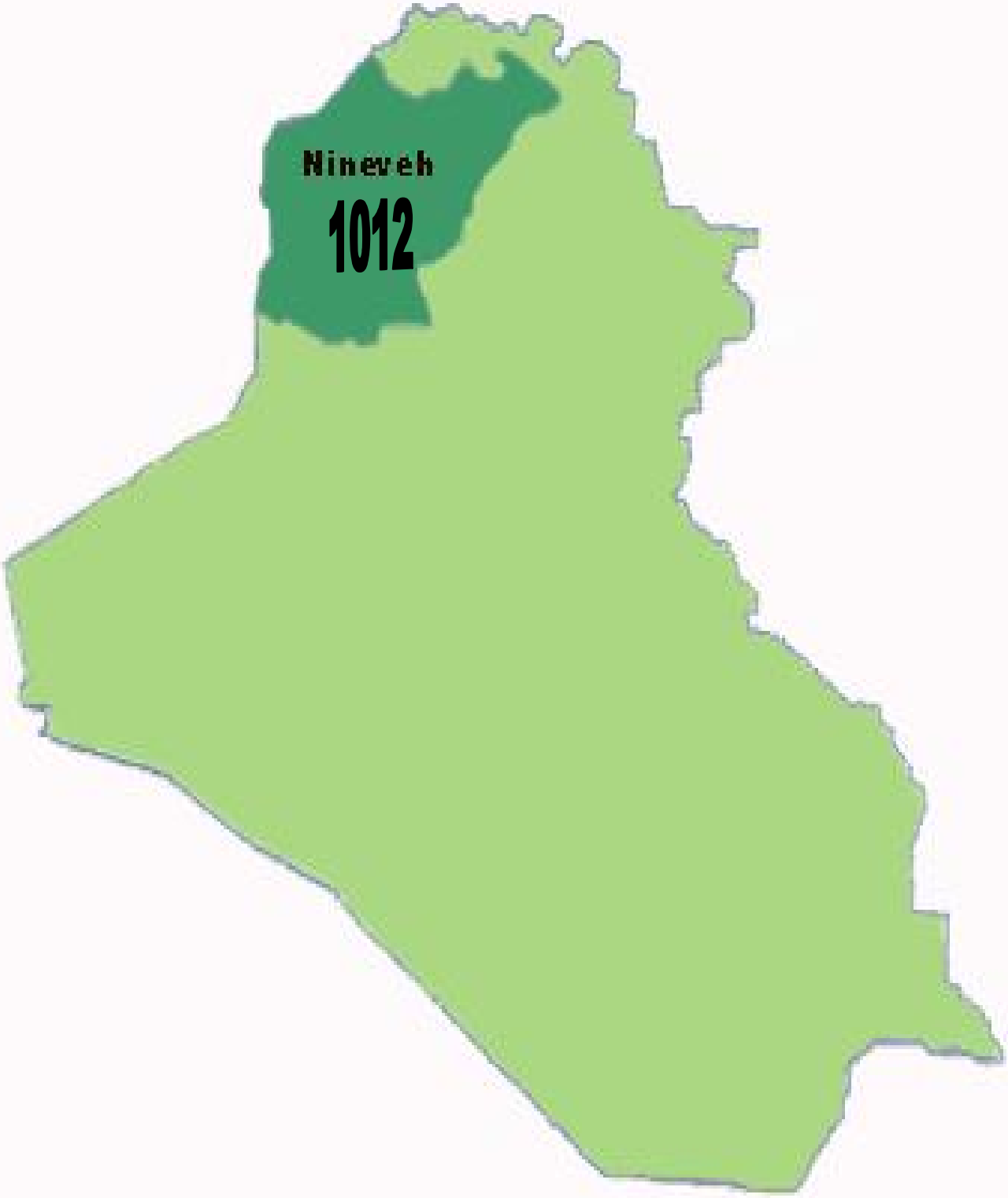
Nineveh
1012

Table (10)

The Commonest Ten Cancers in *Nineveh*
Number of New Cases by Primary Site, Percentage of Total
And Registered Cases /100,000 Population

PRIMARY SITE	NO. OF CASES	% OF TOTAL	REGISTERED CASES /10^5 POP.
1-BREAST	215	21.25	7.10
2-BRONCHUS	95	9.39	3.14
3- NON-HODGKIN'S LYMPHOMA	52	5.14	1.72
4- BRAIN&OTHER CNS	51	5.04	1.69
5- COLORECTAL	47	4.64	1.55
6- LEUKEMIA	45	4.45	1.49
7- SKIN	43	4.25	1.42
8- BLADDER	41	4.05	1.35
9- STOMACH	38	3.75	1.26
10-Larynx	28	2.77	0.93
TOTAL TEN	655	64.72	21.64
ALL site	1012	100.00	33.44

Population of the *Nineveh* Governorate by Gender-2008

	Males No	%	Females No	%	Total No	%
Nineveh	1522828	9.48	1503293	9.49	3026121	9.49
Sex Specific Incidence Rate						
	No. of Cases Male	Registered Cases /10^5 pop	No. of Cases Female	Registered Cases /105 pop	No. of Cases Total	Registered Cases /105 pop
	478	31.39	534	35.52	1012	33.44

Figure (6)

The Commonest Ten Cancers By Registered Cases per 100000Population in Nineveh

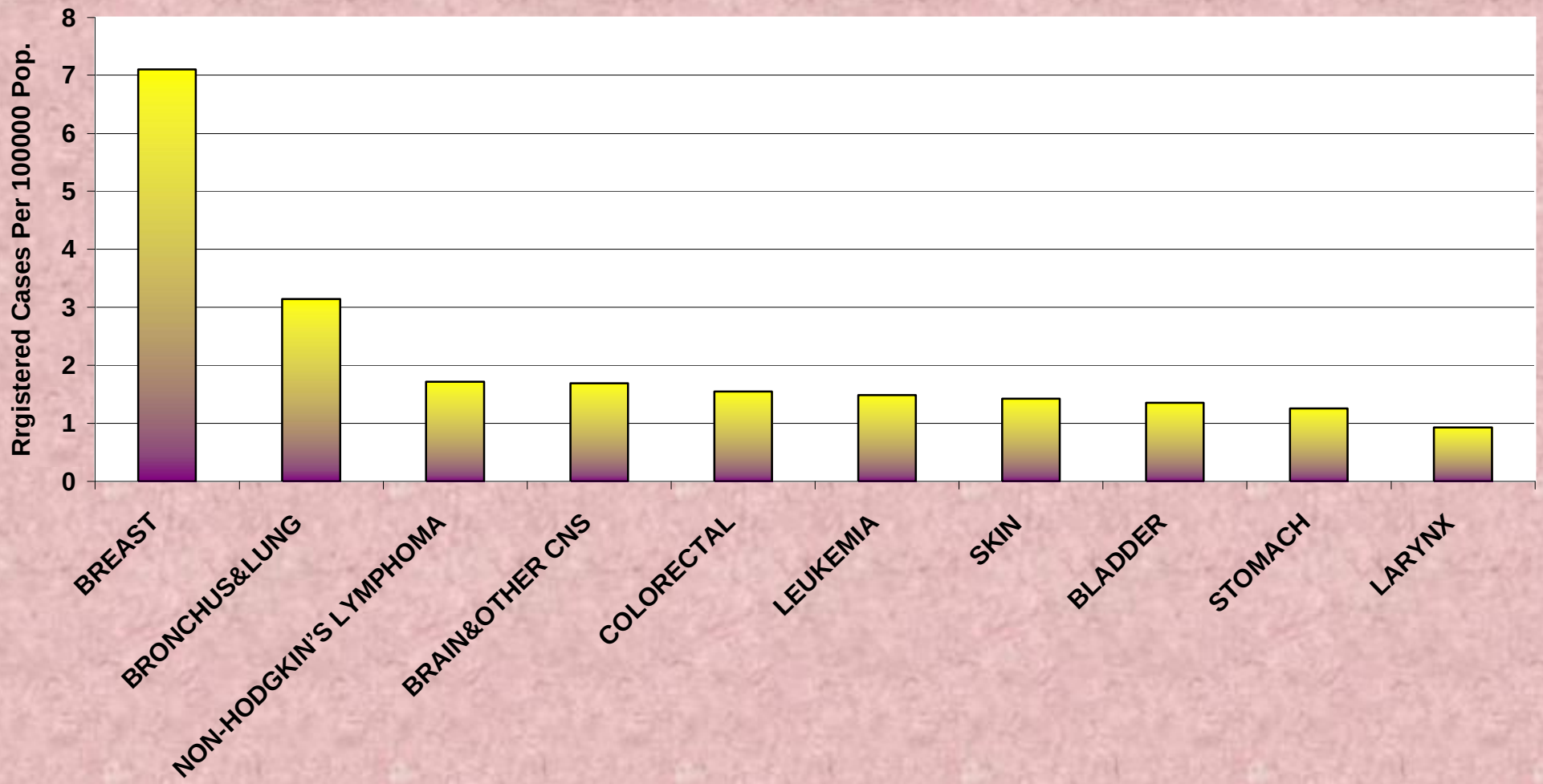

Iraqi Cancer Board

Top Ten

مجلس السرطان في العراق

Table (11)

The Commonest Ten Cancer in Nineveh Districts
Number of New Cases by Primary Site , Percentage of Total in 2008

TOP TEN	Al MOSUL		AL-HAMDANYIA		TELKEIF		SINJAR		TEL AFFAR		AL SHIKHAN		AL HATHRA		AQRAA		AL BAAJ		TOTAL	
	NO	%	NO	%	NO	%	NO	%	NO	%	NO	%	NO	%	NO	%	NO	%	NO	%
Breast	173	80.47	8	3.72	4	1.86	5	2.33	14	6.51	2	0.93	2	0.93	7	3.26	0	0.00	215	100.00
Bronchus & lung	60	63.16	6	6.32	5	5.26	3	3.16	14	14.74	2	2.11	2	2.11	1	1.05	2	2.11	95	100.00
Non- Hodgkin's Lymphoma	39	75.00	2	3.85	0	0.00	3	5.77	7	13.46	1	1.92	0	0.00	0	0.00	0	0.00	52	100.00
Brain & Other CNS	39	76.47	0	0.00	0	0.00	1	1.96	8	15.69	0	0.00	0	0.00	3	5.88	0	0.00	51	100.00
Colorectal	38	80.85	0	0.00	2	4.26	0	0.00	3	6.38	3	6.38	0	0.00	0	0.00	1	2.13	47	100.00
Leukemia	33	73.33	3	6.67	1	2.22	2	4.44	3	6.67	0	0.00	1	2.22	0	0.00	2	4.44	45	100.00
Skin	26	60.47	2	4.65	3	6.98	4	9.30	4	9.30	1	2.33	0	0.00	3	6.98	0	0.00	43	100.00
Bladder	34	82.93	1	2.44	1	2.44	3	7.32	1	2.44	0	0.00	0	0.00	0	0.00	1	2.44	41	100.00
Stomach	26	68.42	1	2.63	1	2.63	3	7.89	6	15.79	0	0.00	0	0.00	1	2.63	0	0.00	38	100.00
Larynx	18	64.29	1	3.57	0	0.00	2	7.14	3	10.71	1	3.57	1	3.57	1	3.57	1	3.57	28	100.00
Total	486	74.20	24	3.66	17	2.60	26	3.97	63	9.62	10	1.53	6	0.92	16	2.44	7	1.07	655	100.00

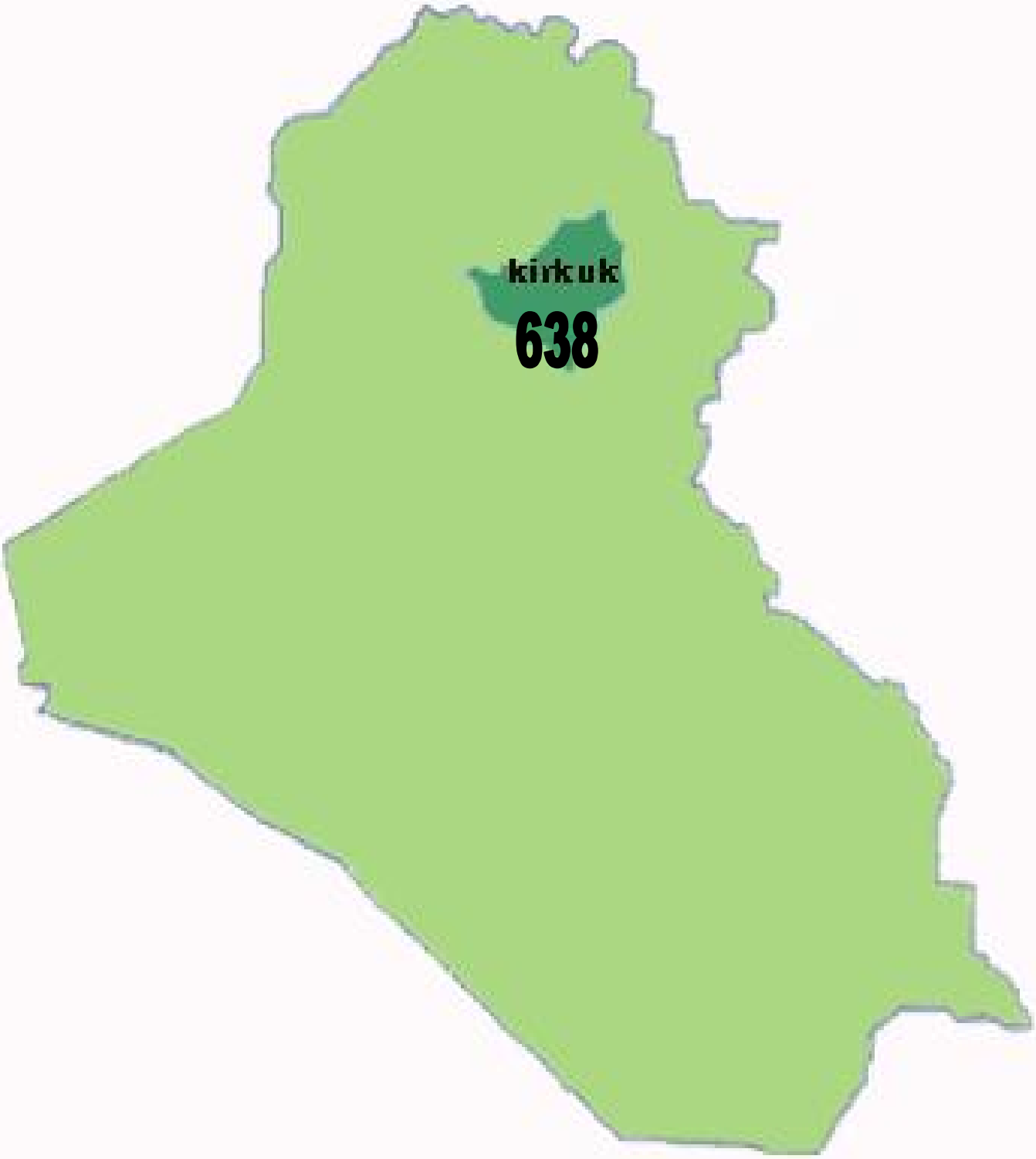
kirkuk
638

Table (12)

The Commonest Ten Cancers in *Kirkuk*
Number of New Cases by Primary Site, Percentage of Total
And Registered Cases /100,000 Population

PRIMARY SITE	NO. OF CASES	% OF TOTAL	REGISTERED CASES /10^5 POP.
1- BREAST	114	17.87	9.53
2- BRONCHUS&LUNG	89	13.95	7.44
3- LEUKEMIA	48	7.52	4.01
4- COLORECTAL	37	5.80	3.09
5- STOMACH	33	5.17	2.76
6- BRAIN&OTHER CNS	31	4.86	2.59
7- NON-HODGKIN'S LYMPHOMA	31	4.86	2.59
8- BLADDER	29	4.55	2.42
9- LIVER	27	4.23	2.26
10 -KIDNEY	21	3.29	1.76
TOTAL TEN	460	72.10	38.46
ALL SITES	638	100.00	53.35

Population of the *Kirkuk* Governorate by Gender-2008

	Males No	%	Females No	%	Total No	%
Kirkuk	602211	3.75	593714	3.75	1195925	3.75
Sex Specific Incidence Rate						
	No. of Cases Male	Registered Cases /10^5 pop	No. of Cases Female	Registered Cases /105 pop	No. of Cases Total	Registered Cases /105 pop
	308	51.14	330	55.58	638	53.35

Figure (7)

The Commonest Ten Cancers By Registered Cases Per 100000 Population in Kirkuk

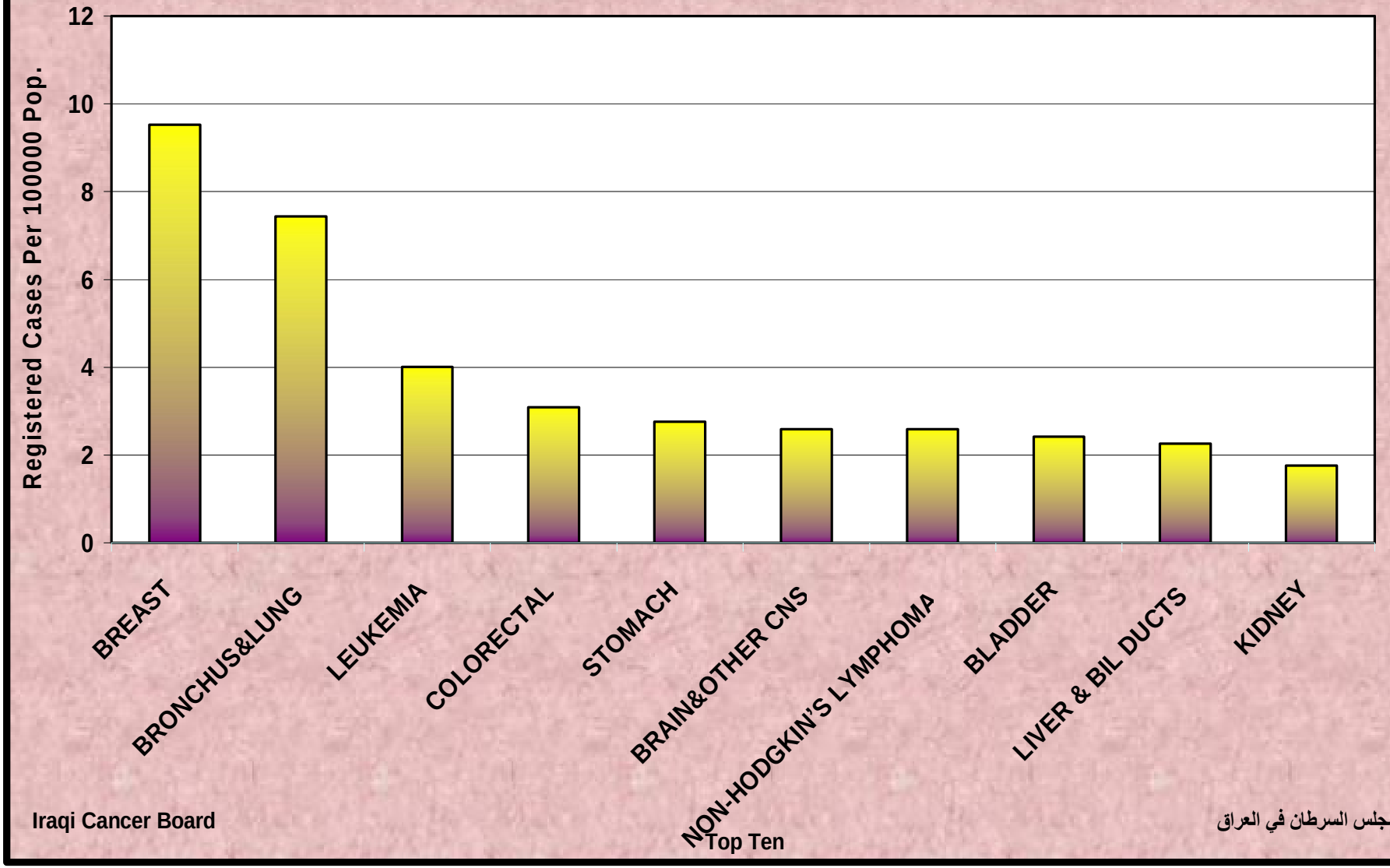

Iraqi Cancer Board

مجلس السرطان في العراق

Table (13)

The Commonest Ten Cancer in Kirkuk Districts
Number of New Cases by Primary Site , Percentage of Total in 2008

TOP TEN	KIRKUK		AL HAWIJA		DAKOOK		DIBID		TOTAL	
	NO	%	NO	%	NO	%	NO	%	NO	%
Breast	102	89.47	9	7.89	2	1.75	1	0.88	114	100.00
Bronchus & Lung	82	92.13	7	7.87	0	0.00	0	0.00	89	100.00
Leukemia	46	95.83	2	4.17	0	0.00	0	0.00	48	100.00
Colorectal	35	94.59	2	5.41	0	0.00	0	0.00	37	100.00
Stomach	33	100.00	0	0.00	0	0.00	0	0.00	33	100.00
Brain & Other CNS	30	96.77	1	3.23	0	0.00	0	0.00	31	100.00
Non- Hodgkin 's Lymphoma	28	90.32	3	9.68	0	0.00	0	0.00	31	100.00
Bladder	28	96.55	1	3.45	0	0.00	0	0.00	29	100.00
Liver	27	100.00	0	0.00	0	0.00	0	0.00	27	100.00
Kidney	19	90.48	1	4.76	0	0.00	1	4.76	21	100.00
Total	430	93.48	26	5.65	2	0.43	2	0.43	460	100.00

Anbar
429

Table (14)

The Commonest Ten Cancers in *Al-Anbar*. Number of New Cases by Primary Site, Percentage of Total And Registered Cases /100,000 Population

PRIMARY SITE	NO. OF CASES	% OF TOTAL	REGISTERED CASES /10^5 POP.
1- BREAST	64	14.92	4.43
2- BRONCHUS & LUNG	45	10.49	3.11
3- STOMACH	39	9.09	2.70
4- COLORECTAL	31	7.23	2.14
5- NON-HODGKIN'S LYMPHOMA	30	6.99	2.07
6- LUKEMEYEH	28	6.53	1.94
7- BLADDER	26	6.06	1.80
8- BRAIN&OTHER CNS	20	4.66	1.38
9- HODGKIN' S DISEASE	17	3.96	0.97
10- SKIN	14	3.26	0.97
TOTAL TEN	314	73.19	21.71
ALL SITES	429	100.00	29.67

Population of the *Al-Anbar* Governorate by Gender-2008

	Males No	%	Females No	%	Total No	%
Al-Anbar	727215	4.53	718889	4.54	1446104	4.53
Sex Specific Incidence Rate						
	No. of Cases Male	Registered Cases /10^5 pop	No. of Cases Female	Registered Cases /105 pop	No. of Cases Total	Registered Cases /105 pop
	232	31.90	197	27.40	429	29.67

Figure (8)

The Commonest Ten Cancers By Registered Cases Per 100000 Population in Al-Anbar

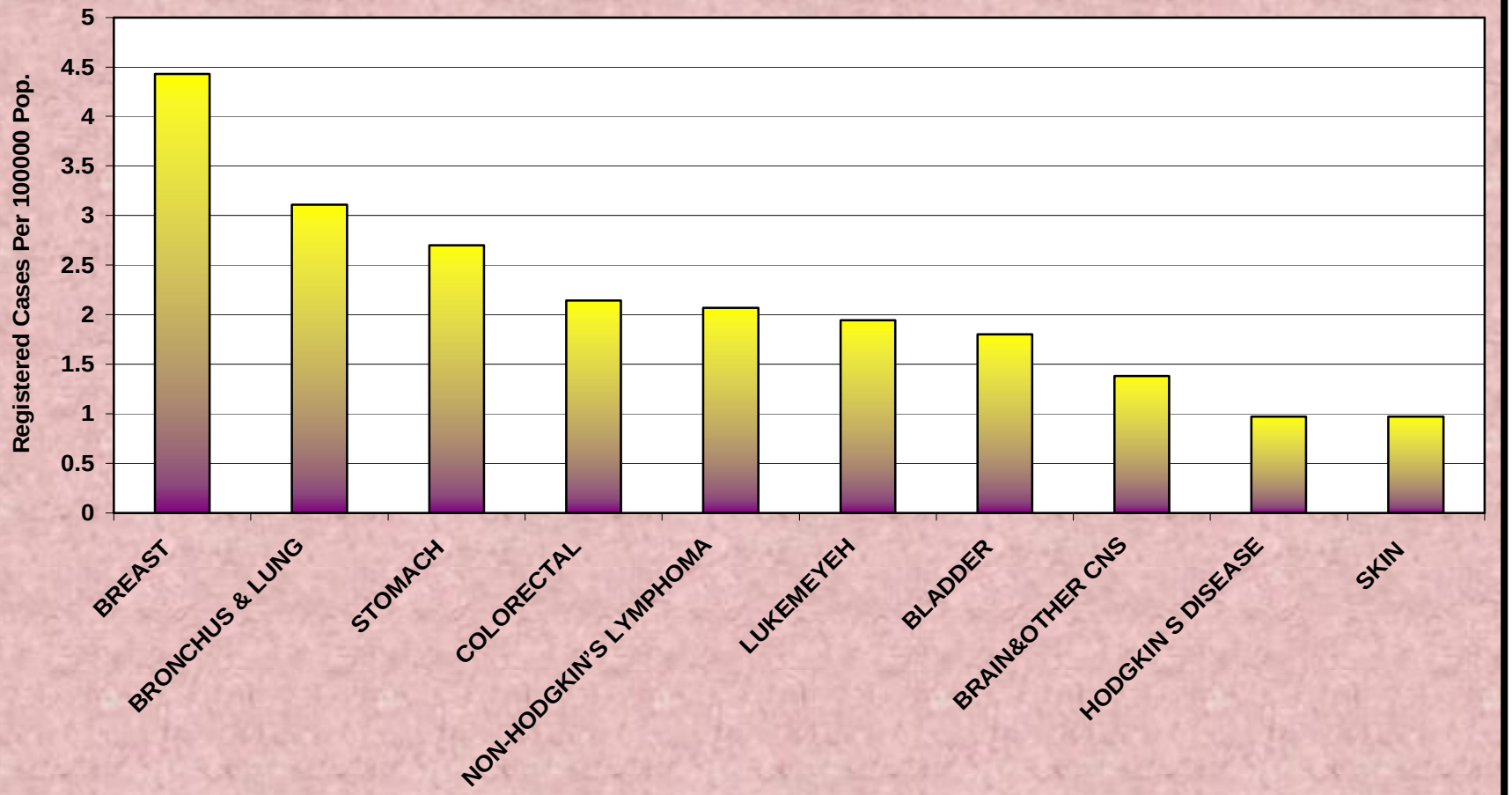

Iraqi Cancer Board

Top Ten

مجلس السرطان في العراق

Table (15)

The Commonest Ten Cancer in AL-Anbar Districts
Number of New Cases by Primary Site , Percentage of Total in 2008

TOP TEN	AL RAMADI		HEET		AL FALOOJA		AANA		HADEETHA		AL RUTTBA		AL KAAIM		RAWA		TOTAL	
	NO	%	NO	%	NO	%	NO	%	NO	%	NO	%	NO	%	NO	%	NO	%
Breast	37	57.81	7	10.94	15	23.44	0	0.00	1	1.56	1	1.56	2	3.13	1	1.56	64	100.00
Bronchus &Lung	35	77.78	3	6.67	6	13.33	0	0.00	0	0.00	0	0.00	1	2.22	0	0.00	45	100.00
stomach	34	87.18	3	7.69	2	5.13	0	0.00	0	0.00	0	0.00	0	0.00	0	0.00	39	100.00
Colorectal	23	74.19	2	6.45	5	16.13	0	0.00	1	3.23	0	0.00	0	0.00	0	0.00	31	100.00
Non-Hodgkin's Lymphoma	19	63.33	1	3.33	6	20.00	0	0.00	2	6.67	0	0.00	2	6.67	0	0.00	30	100.00
Leukemia	13	46.43	3	10.71	11	39.29	0	0.00	1	3.57	0	0.00	0	0.00	0	0.00	28	100.00
Bladder	16	61.54	1	3.85	7	26.92	0	0.00	1	3.85	0	0.00	1	3.85	0	0.00	26	100.00
Brain & Other CNS	14	70.00	1	5.00	4	20.00	0	0.00	0	0.00	0	0.00	1	5.00	0	0.00	20	100.00
Hodgkin’s Disease	15	88.24	0	0.00	1	5.88	0	0.00	0	0.00	0	0.00	0	0.00	1	5.88	17	100.00
Skin	8	57.14	0	0.00	6	42.86	0	0.00	0	0.00	0	0.00	0	0.00	0	0.00	14	100.00
Total	214	68.15	21	6.69	63	20.06	0	0.00	6	1.91	1	0.32	7	2.23	2	0.64	314	100.00

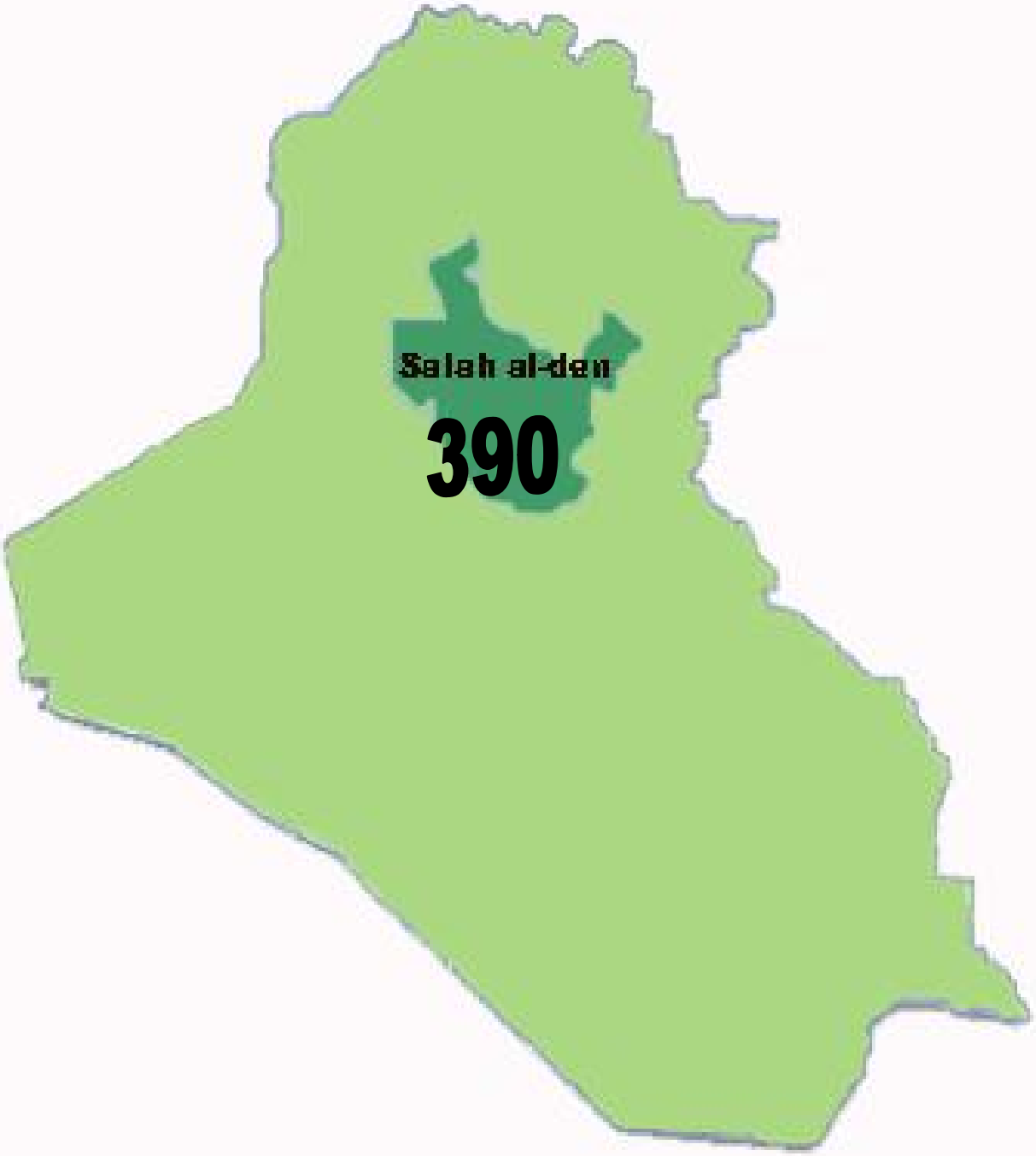
Salah al-din
390

Table (16)

The Commonest Ten Cancers in *Salah-Alden*
Number of New Cases by Primary Site, Percentage of Total
And Registered Cases /100,000 Population

PRIMARY SITE	NO. OF CASES	% OF TOTAL	REGISTERED CASES /10^5 POP.
1- BREAST	63	16.15	5.05
2- BRONCHUS & LUNG	32	8.21	2.57
3- NON-HODGKIN'S LYMPHOMA	24	6.15	1.93
4- COLORECTAL	22	5.64	1.76
5- SKIN	21	5.38	1.68
6- LEUKEMIA	18	4.62	1.44
7- BLADDER	16	4.10	1.28
8- LARYNX	15	3.85	1.20
9- BRAIN & OTHER CNS	15	3.85	1.20
10- STOMACH	13	3.33	1.04
TOTAL TEN	239	61.28	19.17
ALL SITES	390	100.00	31.29

Population of the *Salah-Alden* Governorate by Gender-2008

	Males No	%	Females No	%	Total No	%
Salah-Alden	626288	3.90	620227	3.92	1246515	3.91
Sex Specific Incidence Rate						
	No. of Cases Male	Registered Cases /10^5 pop	No. of Cases Female	Registered Cases /105 pop	No. of Cases Total	Registered Cases /105 pop
	182	29.06	208	33.54	390	31.29

Figure (9)

The commonest Ten Cancers By Registered Cases Per 100000 Population in Salah-Aldin

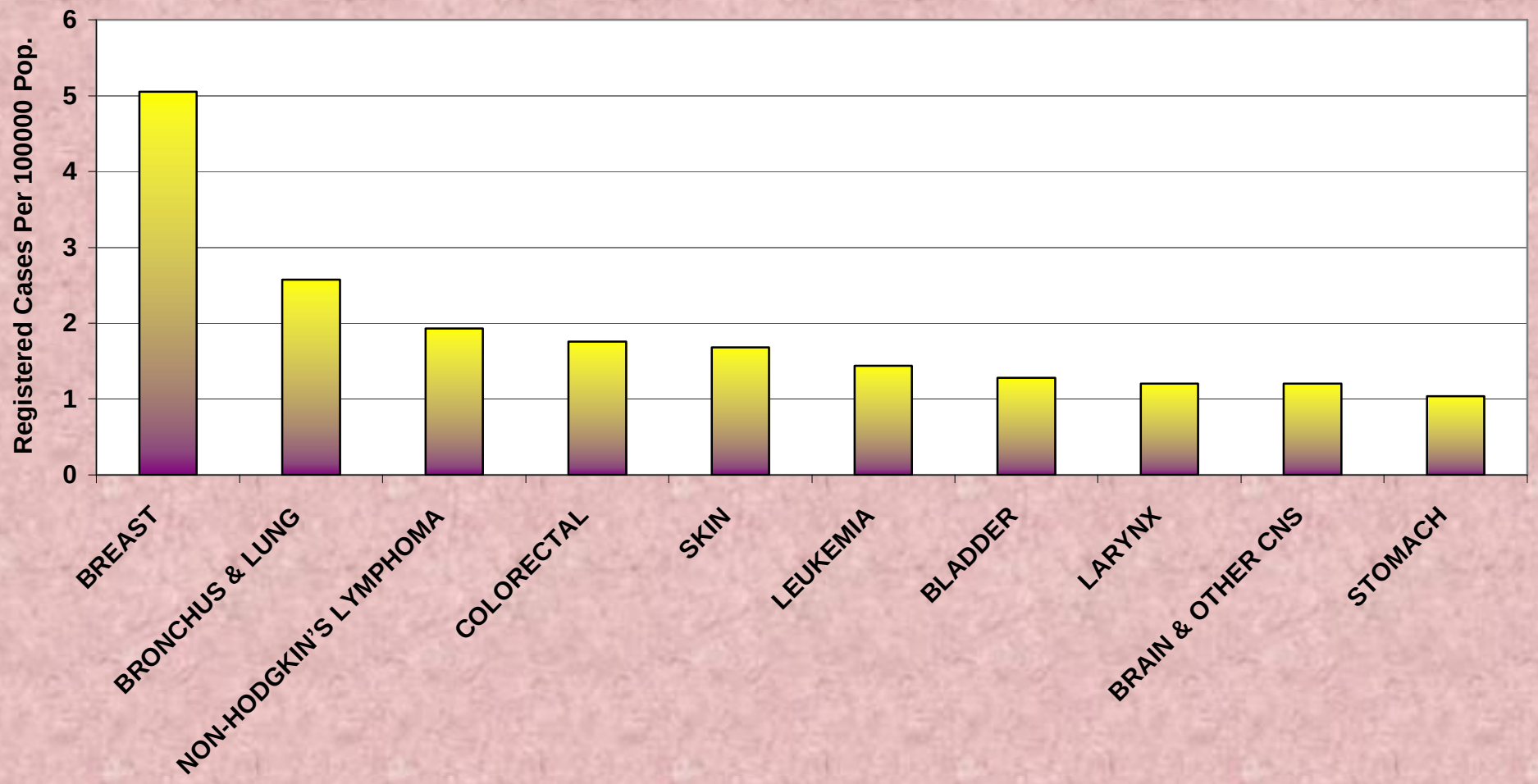

Iraqi Cancer Board

مجلس السرطان في العراق

Table (17)

The Commonest Ten Cancer in Salah - Aldin Districts
Number of New Cases by Primary Site , Percentage of Total in 2008

TOP TEN	TIKRIT		DOOZ KHORMATOO		SAMMARA		BALAD		BEIGY		AL DOOR		AL SHIRKATT		AL FARIS		TOTAL	
	NO	%	NO	%	NO	%	NO	%	NO	%	NO	%	NO	%	NO	%	NO	%
Breast	33	52.38	3	4.76	6	9.52	8	12.70	6	9.52	0	0.00	7	11.11	0	0.00	63	100.00
Bronchus & Lung	14	43.75	1	3.13	4	12.50	4	12.50	2	6.25	1	3.13	6	18.75	0	0.00	32	100.00
Non-Hodgkin's Lymphoma	10	41.67	1	4.17	2	8.33	2	8.33	4	16.67	0	0.00	5	20.83	0	0.00	24	100.00
Colorectal	14	63.64	2	9.09	2	9.09	0	0.00	0	0.00	0	0.00	2	9.09	2	9.09	22	100.00
Skin	15	71.43	1	4.76	1	4.76	3	14.29	0	0.00	0	0.00	1	4.76	0	0.00	21	100.00
Leukemia	7	38.89	1	5.56	1	5.56	4	22.22	1	5.56	0	0.00	2	11.11	2	11.11	18	100.00
Bladder	13	81.25	0	0.00	0	0.00	0	0.00	1	6.25	0	0.00	2	12.50	0	0.00	16	100.00
Larynx	7	46.67	2	13.33	1	6.67	4	26.67	0	0.00	0	0.00	1	6.67	0	0.00	15	100.00
Brain & Other CNS	5	33.33	0	0.00	1	6.67	4	26.67	1	6.67	0	0.00	2	13.33	2	13.33	15	100.00
Stomach	8	61.54	0	0.00		0.00	2	15.38	0	0.00	1	7.69	2	15.38	0	0.00	13	100.00
Total	126	52.72	11	4.60	18	7.53	31	12.97	15	6.28	2	0.84	30	12.55	6	2.51	239	100.00

Dyala
387

Table (18)
The Commonest Ten Cancers in *Dyala*
Number of New Cases by Primary Site, Percentage of Total
And Registered Cases /100,000 Population

PRIMARY SITE	NO. OF CASES	% OF TOTAL	REGISTERED CASES /10^5 POP.
1-BREAST	83	21.45	6.30
2- LEUKEMIA	36	9.30	2.73
3- COLORECTAL	24	6.20	1.82
4- BRAIN & OTHER CNS	22	5.68	1.67
5- BRONCHUS & LUNG	19	4.91	1.44
6- HODGKIN' S DISEASE	17	4.39	1.29
7- SKIN	16	4.13	1.21
8- NON-HODGKIN'S LYMPHOMA	14	3.62	1.06
9- STOMACH	11	2.84	0.83
10-LARYNX	11	2.84	0.83
TOTAL TEN	253	65.37	19.19
ALL SITES	387	100.00	29.35

Population of the *Dyala* Governorate by Gender-2008

	Males No	%	Females No	%	Total No	%
Dyala	662448	4.13	655903	4.14	1318351	4.13
Sex Specific Incidence Rate						
	No. of Cases Male	Registered Cases /10^5 pop	No. of Cases Female	Registered Cases /105 pop	No. of Cases Total	Registered Cases /105 pop
	173	26.12	214	32.63	387	29.35

Figure (10)

The Commonest Ten Cancers By Registered Cases Per 100000 Population in Dyala

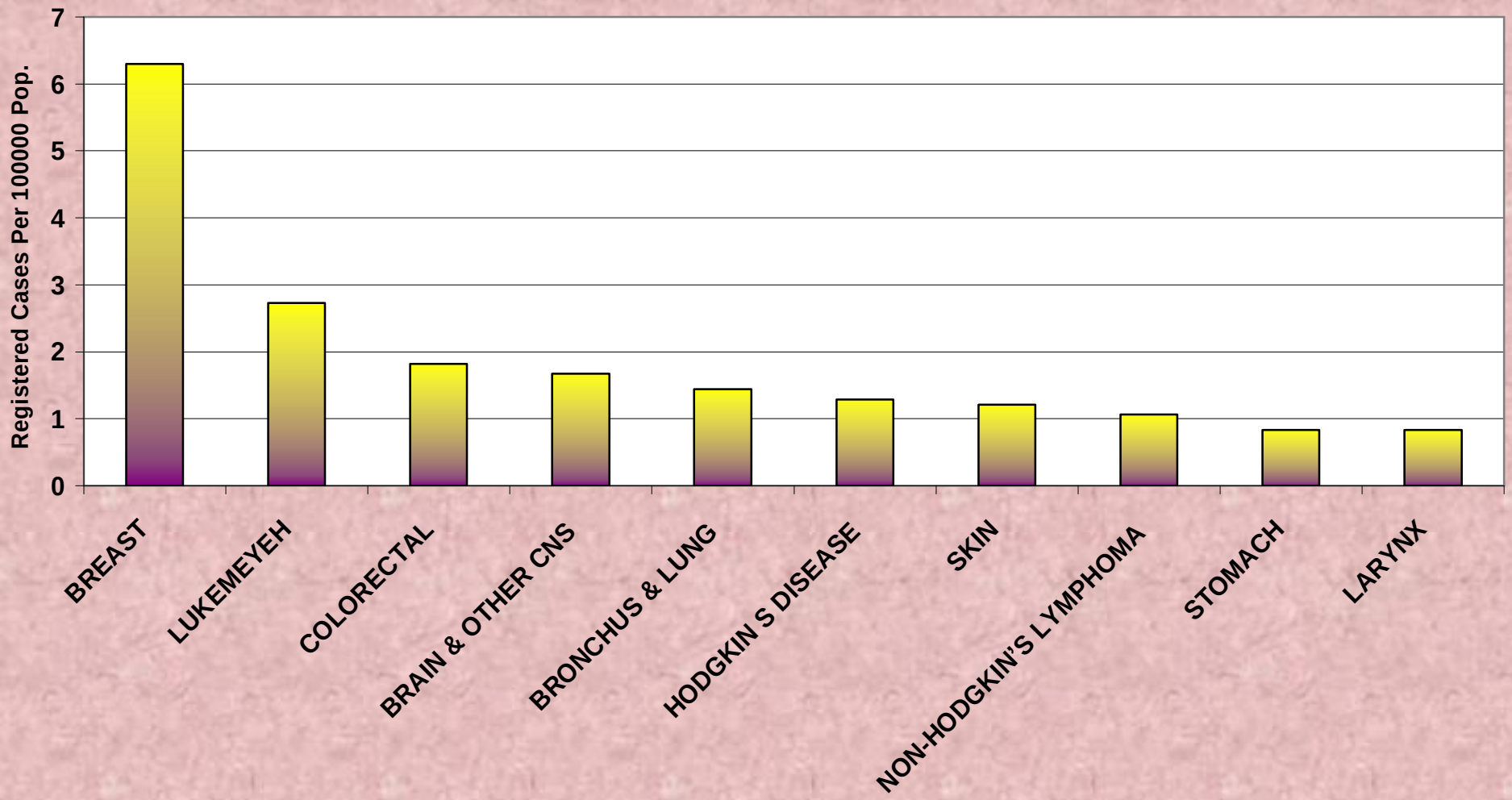

Iraqi Cancer Board

Top Ten

مجلس السرطان فى العراق

Table (19)

The Commonest Ten Cancer in Dyala Districts
Number of New Cases by Primary Site , Percentage of Total in 2008

TOP TEN	BAKOOBA		AL MUQDADIAH		AL KHALIS		BALADROOZE		KHANAKEEN		KIFFRI		TOTAL	
	NO	%	NO	%	NO	%	NO	%	NO	%	NO	%	NO	%
Breast	41	49.40	11	13.25	18	21.69	4	4.82	7	8.43	2	2.41	83	100.00
Leukemia	14	38.89	9	25.00	5	13.89	2	5.56	6	16.67	0	0.00	36	100.00
Colorectal	15	62.50	3	12.50	4	16.67	2	8.33	0	0.00	0	0.00	24	100.00
Brain & Other CNS	13	59.09	4	18.18	1	4.55	2	9.09	2	9.09	0	0.00	22	100.00
Bronchus & Lung	11	57.89	4	21.05	2	10.53	0	0.00	2	10.53	0	0.00	19	100.00
Hodgkin's Disease	12	70.59	2	11.76	2	11.76	0	0.00	1	5.88	0	0.00	17	100.00
Skin	11	68.75	1	6.25	1	6.25	1	6.25	1	6.25	1	6.25	16	100.00
Non-Hodgkin’s Lymphoma	7	50.00	2	14.29	4	28.57		0.00	1	7.14	0	0.00	14	100.00
Stomach	4	36.36	2	18.18	3	27.27	1	9.09	1	9.09	0	0.00	11	100.00
Larynx	2	18.18	2	18.18	1	9.09	1	9.09	4	36.36	1	9.09	11	100.00
Total	130	51.38	40	15.81	41	16.21	13	5.14	25	9.88	4	1.58	253	100.00

Karbala
446

Table (20)

The Commonest Ten Cancers in *Kerballa*
Number of New Cases by Primary Site, Percentage of Total
And Registered Cases /100,000 Population

PRIMARY SITE	NO. OF CASES	% OF TOTAL	REGISTERED CASES /10^5 POP.
1- BREAST	95	21.30	9.44
2- BLADDER	49	10.99	4.87
3- BRONCHUS & LUNG	38	8.52	3.78
4- LEUKEMIA	33	7.40	3.28
5- NON-HODGKIN'S LYMPHOMA	25	5.61	2.48
6- BRAIN & OTHER CNS	20	4.48	1.99
7- STOMACH	14	3.14	1.39
8- COLORECTAL	14	3.14	1.39
9- HODGKIN' S DISEASE	14	3.14	1.39
10- PANCREAS	12	2.69	1.19
TOTAL TEN	314	70.40	31.21
ALL site	446	100.00	44.32

Population of the *Kerballa* Governorate by Gender-2008

	Males No	%	Females No	%	Total No	%
Kerballa	506506	3.15	499699	3.16	1006205	3.15
Sex Specific Incidence Rate						
	No. of Cases Male	Registered Cases /10^5 pop	No. of Cases Female	Registered Cases /105 pop	No. of Cases Total	Registered Cases /105 pop
	182	35.93	264	52.83	446	44.32

Figure (11)

The Commonest Ten Concers By Registered Cases Per 100000 Population in Kerballa

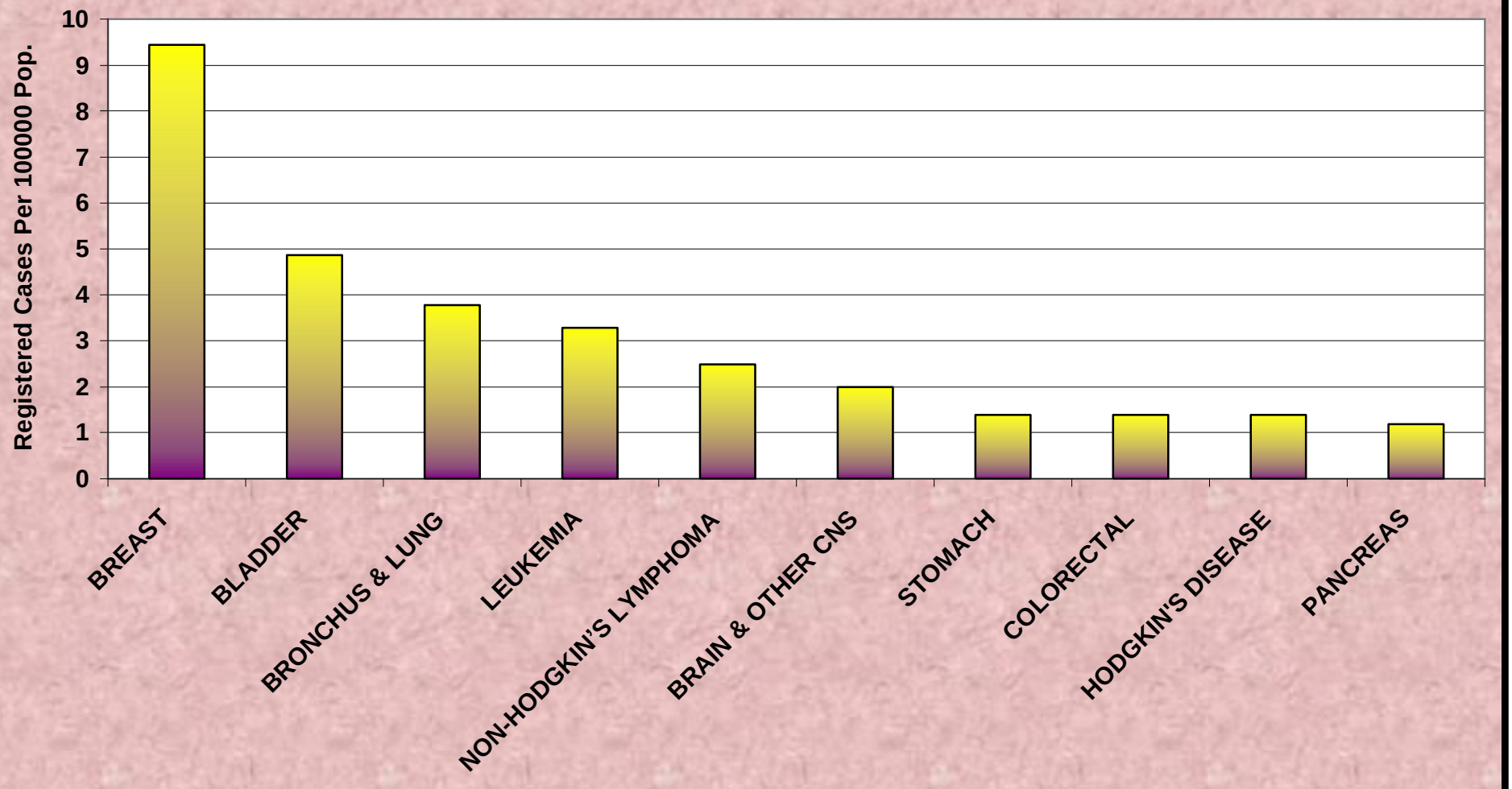

Iraqi Cancer Board

مجلس السرطان في العراق

Table (21)

The Commonest Ten Cancer in Kerballa Districts
Number of New Cases by Primary Site , Percentage of Total in 2008

TOP TEN	KARBALLA		AIN TAMOUR		AL HINDIA		TOTAL	
	NO	%	NO	%	NO	%	NO	%
Breast	83	87.37	2	2.11	10	10.53	95	100.00
Bladder	46	93.88	0	0.00	3	6.12	49	100.00
Bronchus & Lung	30	78.95	0	0.00	8	21.05	38	100.00
Leukemia	23	69.70	1	3.03	9	27.27	33	100.00
Non- Hodgkin's Lymphoma	22	88.00	0	0.00	3	12.00	25	100.00
Brain & Other CNS	16	80.00	1	5.00	3	15.00	20	100.00
Stomach	12	85.71	0	0.00	2	14.29	14	100.00
Colorectal	13	92.86	0	0.00	1	7.14	14	100.00
Hodgkin's Disease	13	92.86	0	0.00	1	7.14	14	100.00
Pancreas	11	91.67	0	0.00	1	8.33	12	100.00
Total	269	85.67	4	1.27	41	13.06	314	100.00

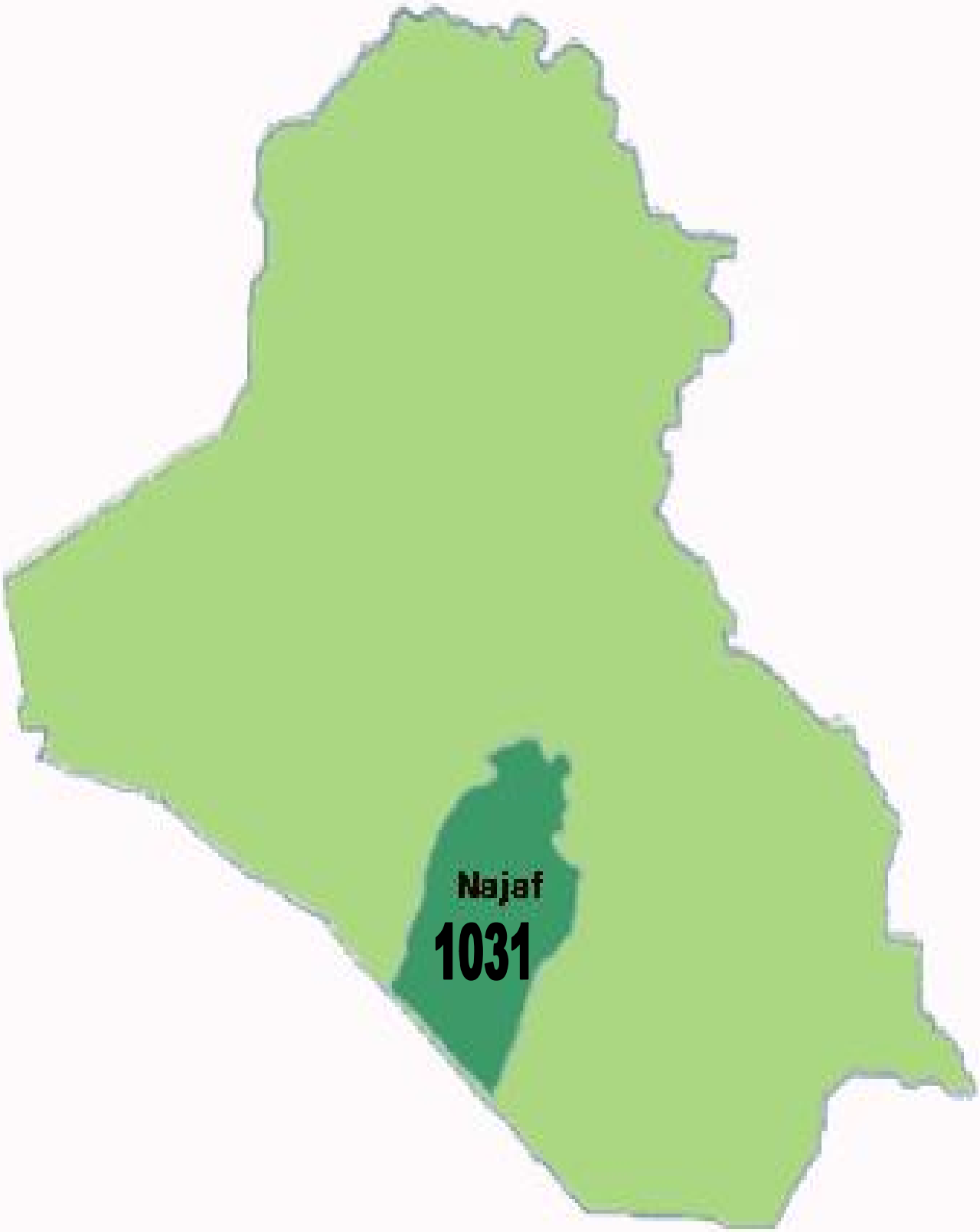
Najaf
1031

Table (22)

The Commonest Ten Cancers in *Al- Najaf*
Number of New Cases by Primary Site, Percentage of Total
And Registered Cases /100,000 Population

PRIMARY SITE	NO. OF CASES	% OF TOTAL	REGISTERED CASES /10^5 POP.
1-BREAST	169	16.39	13.90
2- BRONCHUS & LUNG	94	9.12	7.73
3- BLADDER	83	8.05	6.83
4- BRAIN & OTHER CNS	68	6.60	5.59
5- LEUKEMIA	56	5.43	4.61
6- COLORECTAL	48	4.66	3.95
7- NON-HODGKIN'S LYMPHOMA	43	4.17	3.54
8- LARYNX	30	2.91	2.47
9- OVARY	30	2.91	2.47
10- BONE MARROW	28	2.72	2.30
TOTAL TEN	649	62.95	53.39
ALL site	1031	100.00	84.82

Population of the *Al- Najaf* Governorate by Gender-2008

	Males No	%	Females No	%	Total No	%
Al- Najaf	612048	3.81	603473	3.81	1215521	3.81
Sex Specific Incidence Rate						
	No. of Cases Male	Registered Cases /10^5 pop	No. of Cases Female	Registered Cases /105 pop	No. of Cases Total	Registered Cases /105 pop
	458	74.83	573	94.95	1031	84.82

Figure (12)

The Commonest Ten Cancers By Registered Cases Per 100000 Population in Al - Najaf

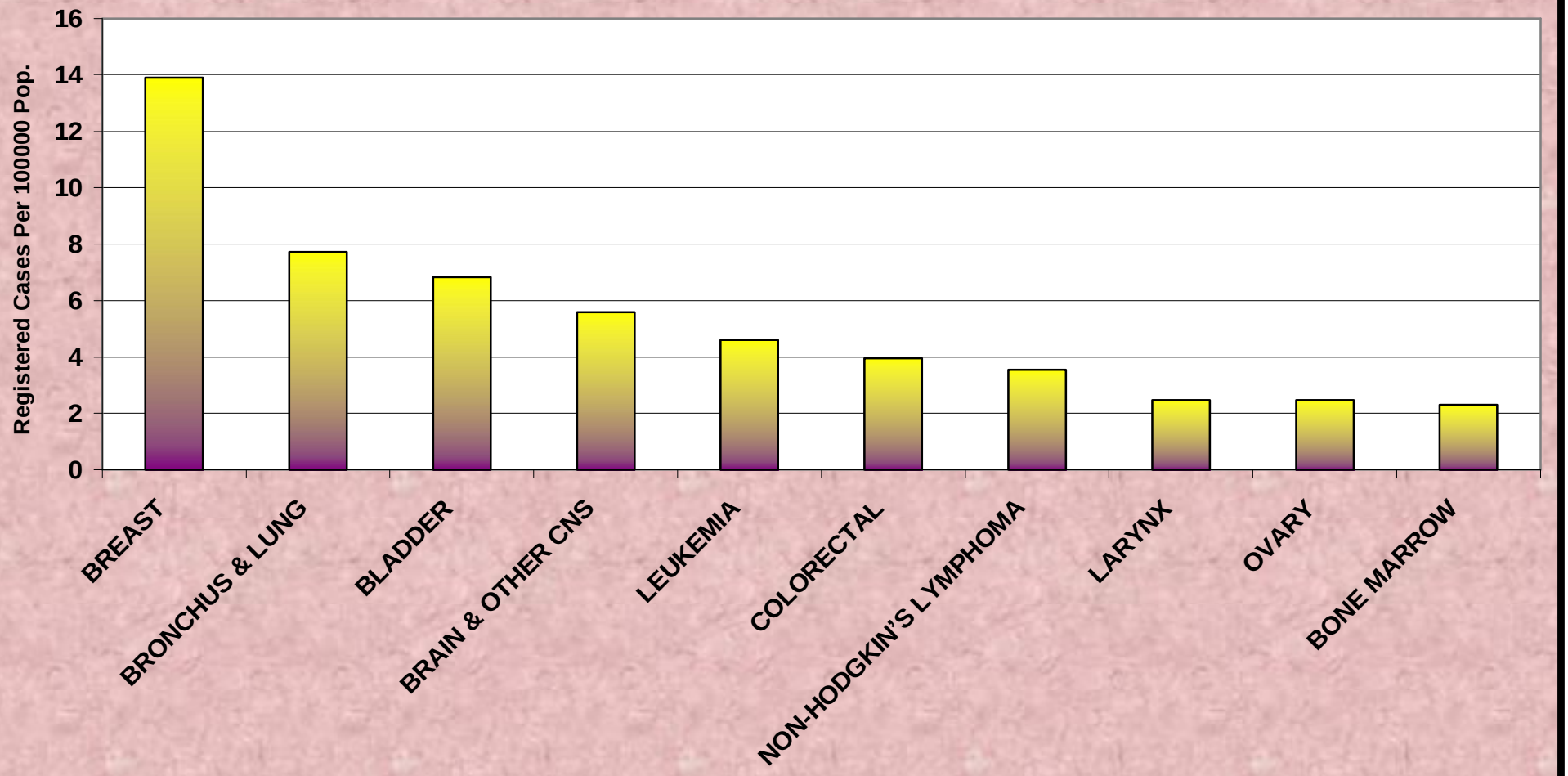

Iraqi Cancer Board

Top Ten

مجلس السرطان في العراق

Table (23)

The Commonest Ten Cancer in AL- Najaf Districts
Number of New Cases by Primary Site , Percentage of Total in 2008

TOP TEN	AL NAJAF		AL KUFFA		AL MANATHRA		TOTAL	
	NO	%	NO	%	NO	%	NO	%
Breast	125	73.96	26	15.38	18	10.65	169	100.00
Bronchus & Lung	57	60.64	25	26.60	12	12.77	94	100.00
Bladder	57	68.67	13	15.66	13	15.66	83	100.00
Brain & Other CNS	41	60.29	17	25.00	10	14.71	68	100.00
Leukemia	38	67.86	9	16.07	9	16.07	56	100.00
Colorectal	40	83.33	4	8.33	4	8.33	48	100.00
Non-Hodgkin's Lymphoma	24	55.81	12	27.91	7	16.28	43	100.00
Larynx	20	66.67	7	23.33	3	10.00	30	100.00
Ovary	17	56.67	13	43.33	0	0.00	30	100.00
Bon Marrow	19	67.86	6	21.43	3	10.71	28	100.00
Total	438	67.49	132	20.34	79	12.17	649	100.00

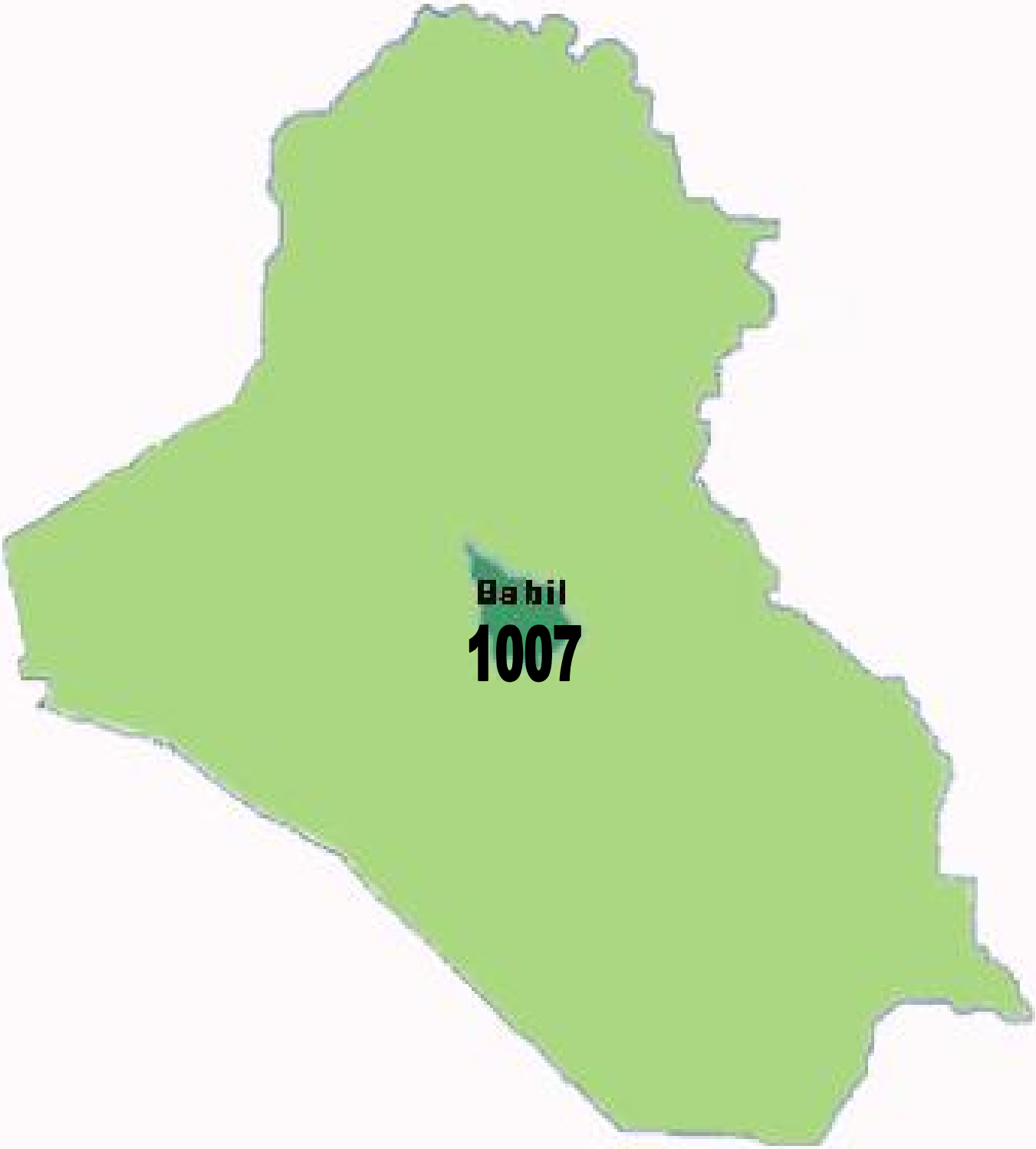
Babil
1007

Table (24)

The Commonest Ten Cancers in *Babil*
Number of New Cases by Primary Site, Percentage of Total
And Registered Cases /100,000 Population

PRIMARY SITE	NO. OF CASES	% OF TOTAL	REGISTERED CASES /10^5 POP.
1- BRONCHUS & LUNG	157	15.59	9.16
2- BREAST	151	15.00	8.81
3- LEUKEMIA	84	8.34	4.90
4-BLADDER	64	6.36	3.73
5- BRAIN & OTHER CNS	63	6.26	3.68
6- NON-HODGKIN'S LYMPHOMA	58	5.76	3.38
7- COLORECTAL	35	3.48	2.04
8- PANCREAS	26	2.58	1.52
9- LARYNX	25	2.48	1.46
10- UTERUS	24	2.38	1.40
TOTAL TEN	530	52.63	30.92
ALL site	1007	100.00	58.75

Population of the *Babil* Governorate by Gender-2008

	Males No	%	Females No	%	Total No	%
Babil	861596	5.37	852348	5.38	1713944	5.37
Sex Specific Incidence Rate						
	No. of Cases Male	Registered Cases /10^5 pop	No. of Cases Female	Registered Cases /105 pop	No. of Cases Total	Registered Cases /105 pop
	476	55.25	531	62.30	1007	58.75

Figure (13)

The Commonest Ten Cancers By Registered Cases Per 100000 Population in Babil

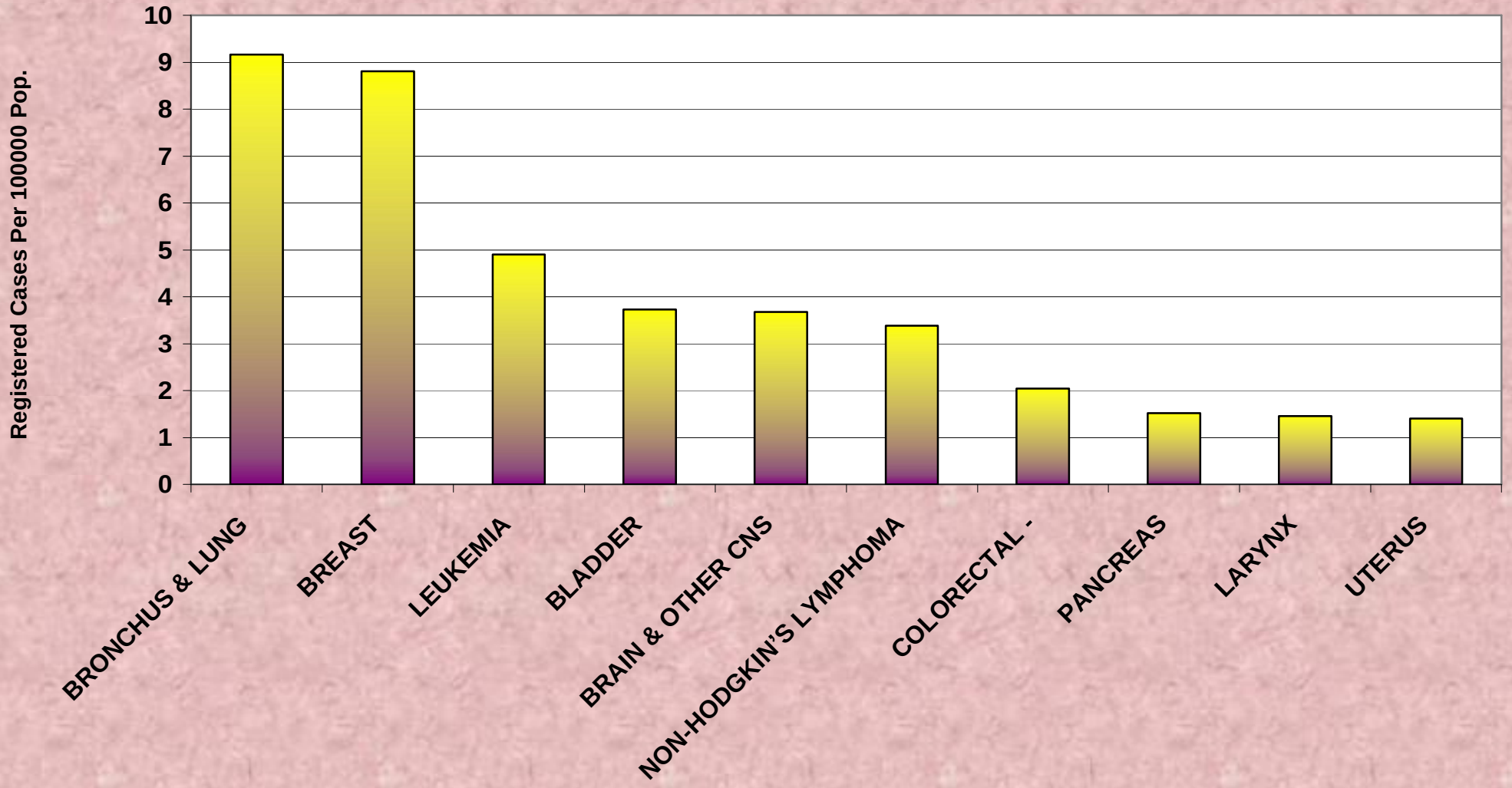

Iraqi Cancer Board

Top Ten

مجلس السرطان في العراق

Table (25)

The Commonest Ten Cancer in Babil Districts
Number of New Cases by Primary Site , Percentage of Total in 2008

TOP TEN	AL HILLA		AL MAHAWEEL		AL HASHIMIAH		AL MISSAIAB		TOTAL	
	NO	%	NO	%	NO	%	NO	%	NO	%
Bronchus & Lung	82	52.23	15	9.55	30	19.11	30	19.11	157	100.00
Breast	87	57.62	11	7.28	24	15.89	29	19.21	151	100.00
Leukemia	50	59.52	6	7.14	15	17.86	13	15.48	84	100.00
Bladder	31	48.44	9	14.06	12	18.75	12	18.75	64	100.00
Brain &Other CNS	38	60.32	5	7.94	12	19.05	8	12.70	63	100.00
Non -Hodgkin's Lymphoma	27	46.55	13	22.41	9	15.52	9	15.52	58	100.00
Colorectal	21	60.00	1	2.86	6	17.14	7	20.00	35	100.00
Pancreas	12	46.15	4	15.38	5	19.23	5	19.23	26	100.00
Larynx	16	64.00	0	0.00	8	32.00	1	1.00	25	100.00
Uterus	11	45.83	2	8.33	4	16.67	7	29.17	24	100.00
Total	293	55.28	51	9.62	95	17.92	91	17.17	530	100.00

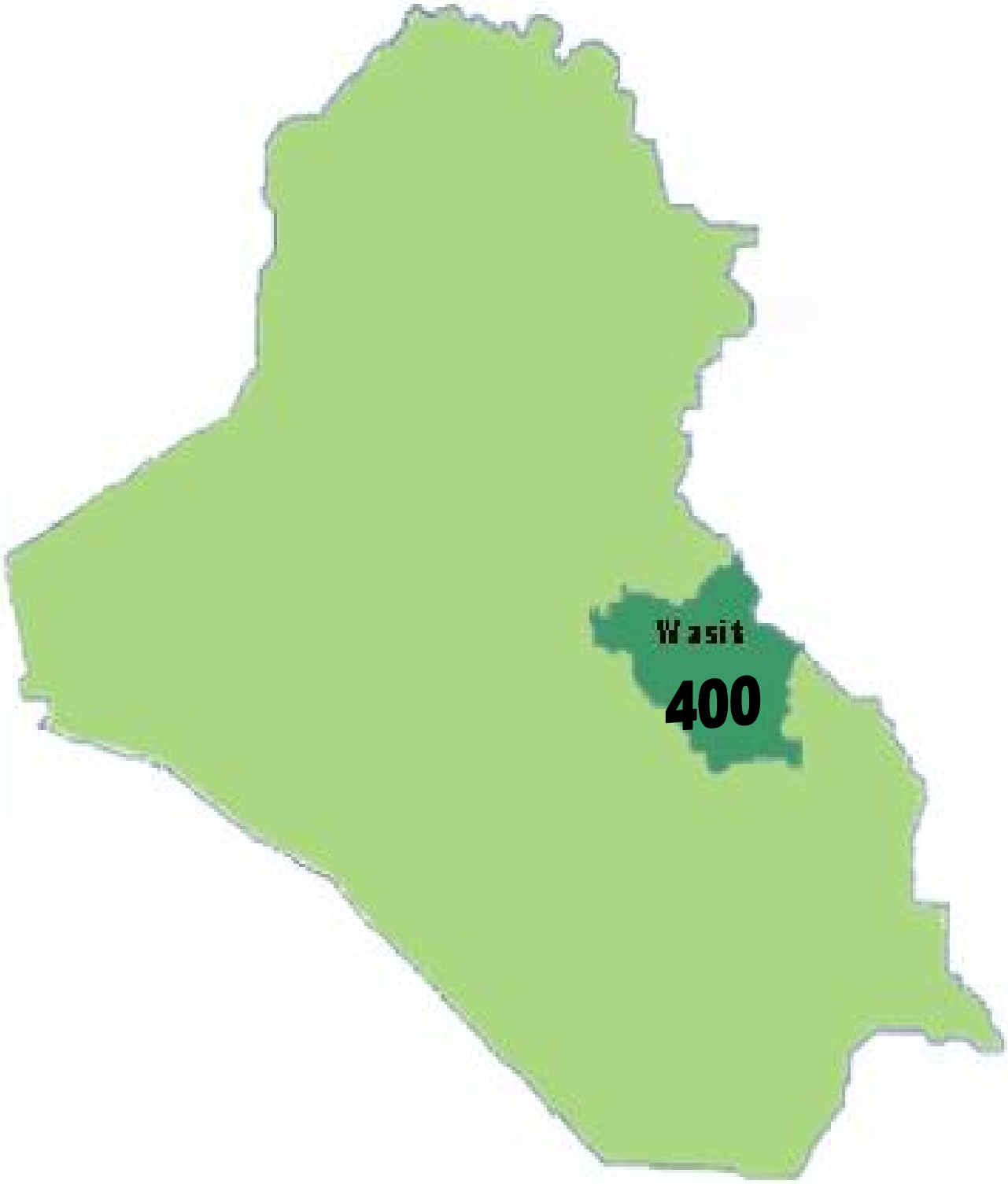
Wasit
400

Table (26)

The Commonest Ten Cancers in *Wasit*
Number of New Cases by Primary Site, Percentage of Total
And Registered Cases /100,000 Population

PRIMARY SITE	NO. OF CASES	% OF TOTAL	REGISTERED CASES /10^5 POP.
1- BREAST	86	21.50	7.46
2- BLADDER	42	10.50	3.64
3- BRONCHUS & LUNG	24	6.00	2.08
4- LEUKEMIA	23	5.75	1.99
5- BRAIN & OTHER CNS	22	5.50	1.91
6- SKIN	20	5.00	1.73
7- THYROID	18	4.50	1.56
8- COLORECTAL	16	4.00	1.39
9- NON-HODGKIN'S LYMPHOMA	14	3.50	1.21
10- HODGKIN' S DISEASE	13	3.25	1.13
TOTAL TEN	278	69.50	24.11
ALL SITES	400	100.00	34.69

Population of the Wasit Governorate by Gender-2008

	Males No	%	Females No	%	Total No	%
Wasit	579859	3.61	573177	3.62	1153036	3.62
Sex Specific Incidence Rate						
	No. of Cases Male	Registered Cases /10^5 pop	No. of Cases Female	Registered Cases /105 pop	No. of Cases Total	Registered Cases /105 pop
	179	30.87	221	38.56	400	34.69

Figure (14)

The Commonst Ten Cancers By Registered Cases per 100000 Population in Wasit

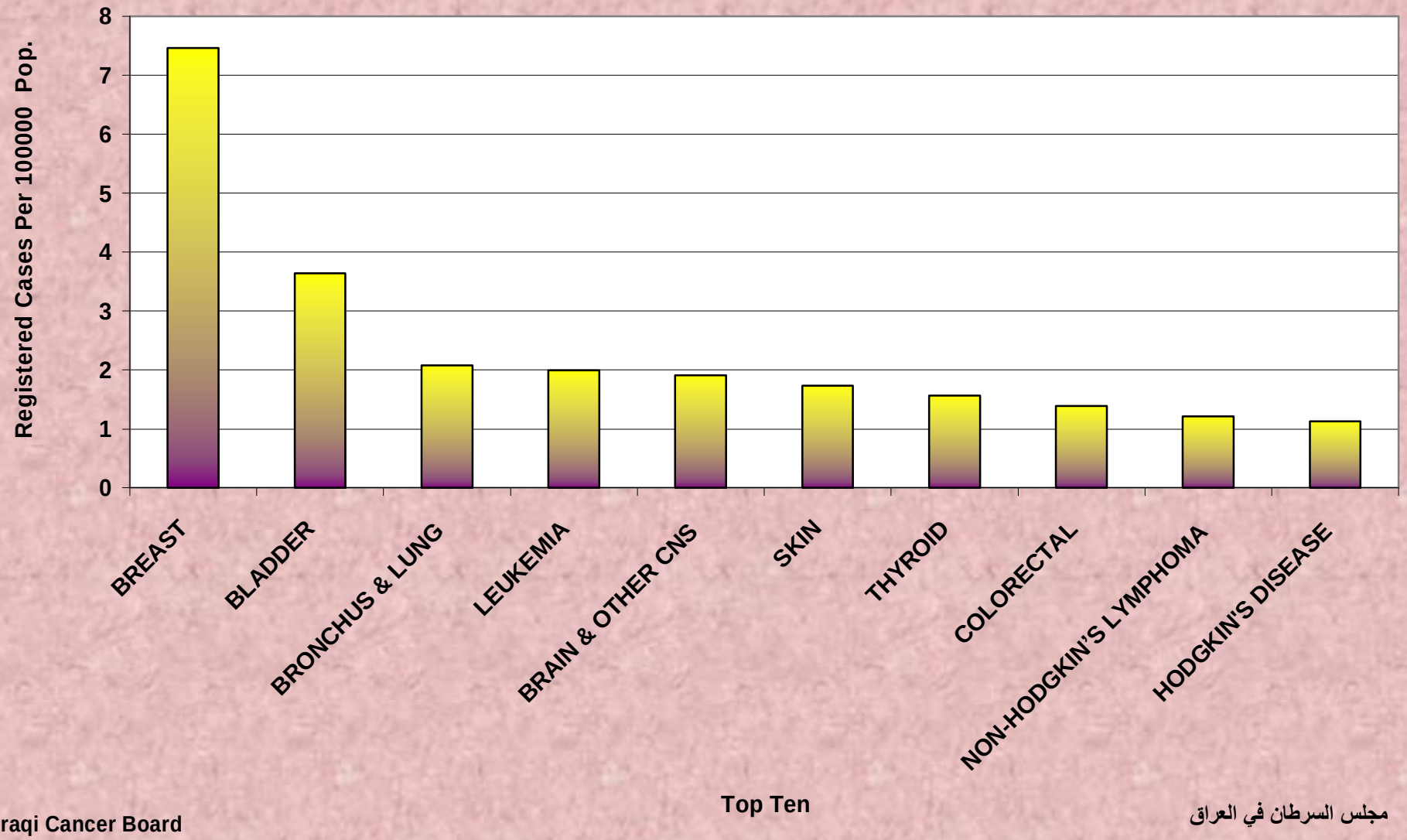

Iraqi Cancer Board

مجلس السرطان في العراق

Table (27)

The Commonest Ten Cancer in Wasit Districts
Number of New Cases by Primary Site , Percentage of Total in 2008

TOP TEN	AL KUT		AL NUMANIAH		AL HAY		BADRA		AL SUARRAH		AL AZIZIYA		TOTAL	
	NO	%	NO	%	NO	%	NO	%	%	%	NO	%	NO	%
Breast	54	62.79	5	5.81	8	9.30	2	2.33	9	10.47	8	9.30	86	100.00
Bladder	20	47.62	3	7.14	10	23.81	0	0.00	8	19.05	1	2.38	42	100.00
Bronchus & Lung	12	50.00	3	12.50	3	12.50	0	0.00	5	20.83	1	4.17	24	100.00
Leukemia	8	34.78	3	13.04	2	8.70	1	4.35	9	39.13	0	0.00	23	100.00
Brain & Other CNS	13	59.09	1	4.55	2	9.09	2	9.09	3	13.64	1	4.55	22	100.00
Skin	9	45.00	4	20.00	2	10.00	1	5.00	2	10.00	2	10.00	20	100.00
Thyroid	12	66.76	0	0.00	1	5.56	0	0.00	2	11.11	3	16.67	18	100.00
Colorectal	6	37.50	4	25.00	0	0.00	0	0.00	6	37.50	0	0.00	16	100.00
Non-Hodgkin's Lymphoma	0	0.00	2	14.29	11	78.57	0	0.00	1	7.14	0	0.00	14	100.00
Hodgkin's Disease	7	53.85	2	15.38	0	0.00	0	0.00	3	23.08	1	7.69	13	100.00
Total	141	50.72	27	9.71	39	14.03	6	2.16	48	17.27	17	6.12	278	100.00

Misan
299

Table (28)

The Commonest Ten Cancers in *Misan*
Number of New Cases by Primary Site, Percentage of Total
And Registered Cases /100,000 Population

PRIMARY SITE	NO. OF CASES	% OF TOTAL	REGISTERED CASES /10^5 POP.
1-BREAST	41	13.71	4.02
2-BRONCHUS&LUNG	30	10.03	2.94
3- LEUKEMIA	24	8.03	2.35
4- BLADDER	18	6.02	1.76
5- STOMACH	17	5.69	1.67
6- COLORECTAL	17	5.69	1.67
7- BRAIN & OTHER CNS	17	5.69	1.67
8- NON-HODGKIN'S LYMPHOMA	17	5.69	1.67
9- KIDNEY	11	3.68	1.08
10- LIVER	9	3.01	0.88
TOTAL TEN	201	67.22	19.70
ALL SITES	299	100	29.31

Population of the *Misan* Governorate by Gender-2008

	Males No	%	Females No	%	Total No	%
Misan	513514	3.20	506608	3.20	1020122	3.20
Sex Specific Incidence Rate						
	No. of Cases Male	Registered Cases /10^5 pop	No. of Cases Female	Registered Cases /105 pop	No. of Cases Total	Registered Cases /105 pop
	151	29.41	148	29.21	299	29.31

Figure (15)

The Commonest Ten Cancers By Registered Casses Per 100000 Population in Misan

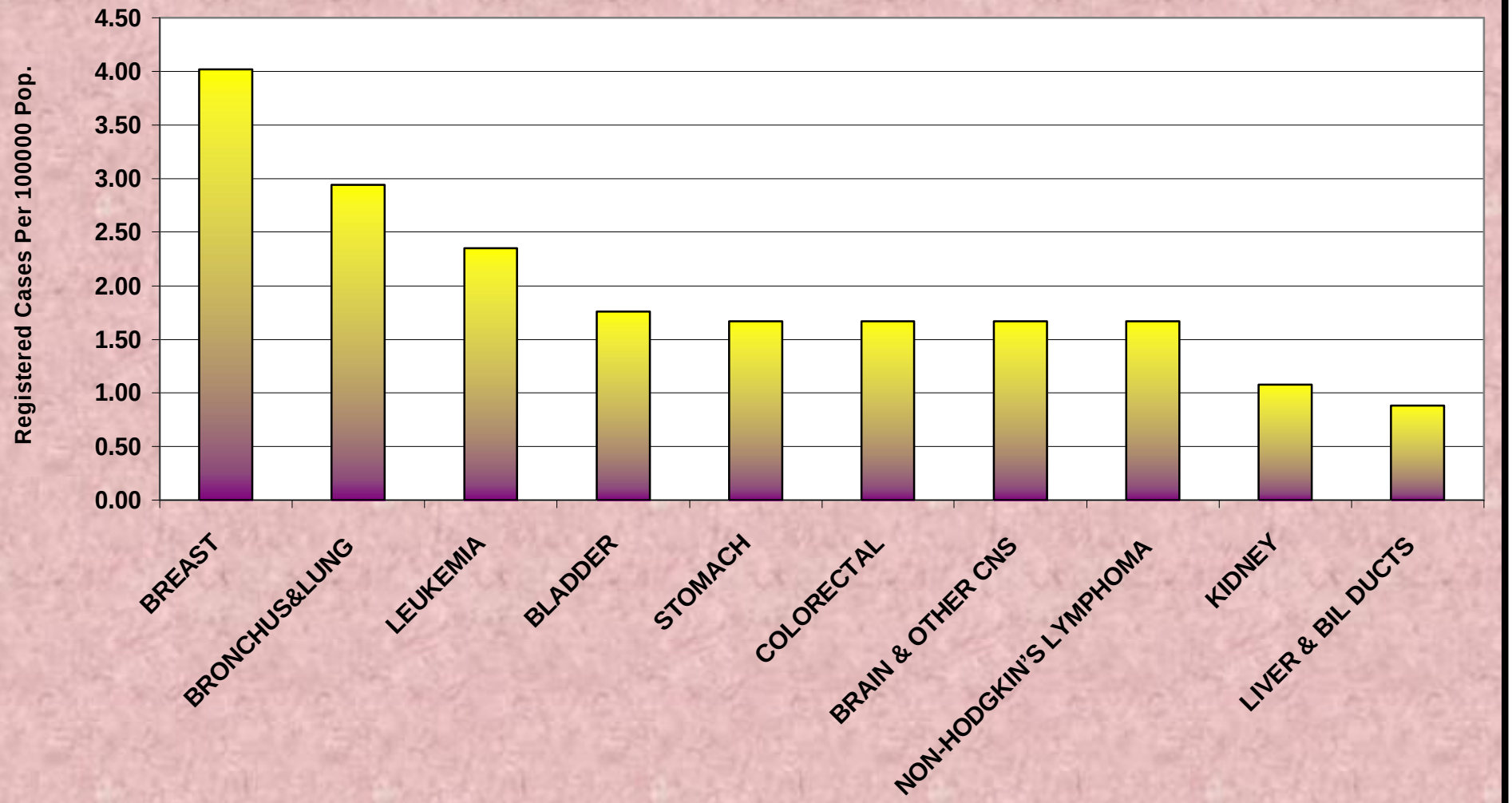

Iraqi Cancer Board

Top Ten

مجلس السرطان في العراق

Table (29)

The Commonest Ten Cancer in Misan Districts
Number of New Cases by Primary Site , Percentage of Total in 2008

TOP TEN	AL AMMARHA		ALI ALGHARBI		AL MAYMOONA		QALAT SALIH		ALMAJAR AL KABEER		AL KAHLAA		TOTAL	
	NO	%	NO	%	NO	%	NO	%	NO	%	NO	%	NO	%
Breast	35	85.37	1	2.44	1	2.44	1	2.44	2	4.88	1	2.44	41	100.00
Bronchus & Lung	19	63.33	2	6.67	3	10.00	2	6.67	4	13.33	0	0.00	30	100.00
Leukemia	16	66.67	3	12.50	0	0.00	1	4.17	2	8.33	2	8.33	24	100.00
Bladder	11	61.11	0	0.00	2	11.11	0	0.00	3	16.67	2	11.11	18	100.00
Stomach	13	76.47	0	0.00	0	0.00	2	11.76	2	11.76	0	0.00	17	100.00
Colorectal	15	88.24	0	0.00	1	5.88	0	0.00	0	0.00	1	5.88	17	100.00
Brain & Other CNS	12	70.59	1	5.88	0	0.00	1	5.88	2	11.76	1	5.88	17	100.00
Non-Hodgkin's Lymphoma	13	76.47	1	5.88	1	5.88	2	11.76	0	0.00	0	0.00	17	100.00
Kidney	10	90.91	0	0.00	1	9.09	0	0.00	0	0.00	0	0.00	11	100.00
Liver	6	66.67	0	0.00	0	0.00	0	0.00	2	22.22	1	11.11	9	100.00
Total	150	74.63	8	3.98	9	4.48	9	4.48	17	8.46	8	3.98	201	100.00

Diwanyia
544

Table (30)

The Commonest Ten Cancers in *Diwaniya*
Number of New Cases by Primary Site, Percentage of Total
And Registered Cases /100,000 Population

PRIMARY SITE	NO. OF CASES	% OF TOTAL	REGISTERED CASES /10^5 POP.
1-BREAST	94	17.28	8.43
2-BRONCHUS&LUNG	55	10.11	4.93
3- BLADDER	45	8.27	4.04
4- NON-HODGKIN'S LYMPHOMA	38	6.99	3.41
5- LEUKEMIA	27	4.96	2.42
6- SKIN	25	4.60	2.24
7- COLORECTAL	24	4.41	2.15
8- LARYNX	22	4.04	1.97
9- BRAIN & OTHER CNS	16	2.94	1.44
10- OVARY	13	2.39	1.17
TOTAL TEN	359	65.99	32.20
ALL SITES	544	100.00	48.79

Population of the Diwaniya Governorate by Gender-2008

	Males No	%	Females No	%	Total No	%
Diwaniya	560662	3.49	554222	3.50	1114884	3.50

Sex Specific Incidence Rate

	No. of Cases Male	Registered Cases /10^5 pop	No. of Cases Female	Registered Cases /105 pop	No. of Cases Total	Registered Cases /105 pop
	275	49.05	269	48.54	544	48.79

Figure (16)

The Commonest Ten Cancers By Registered Cases Per 100000 Population in Diwaniya

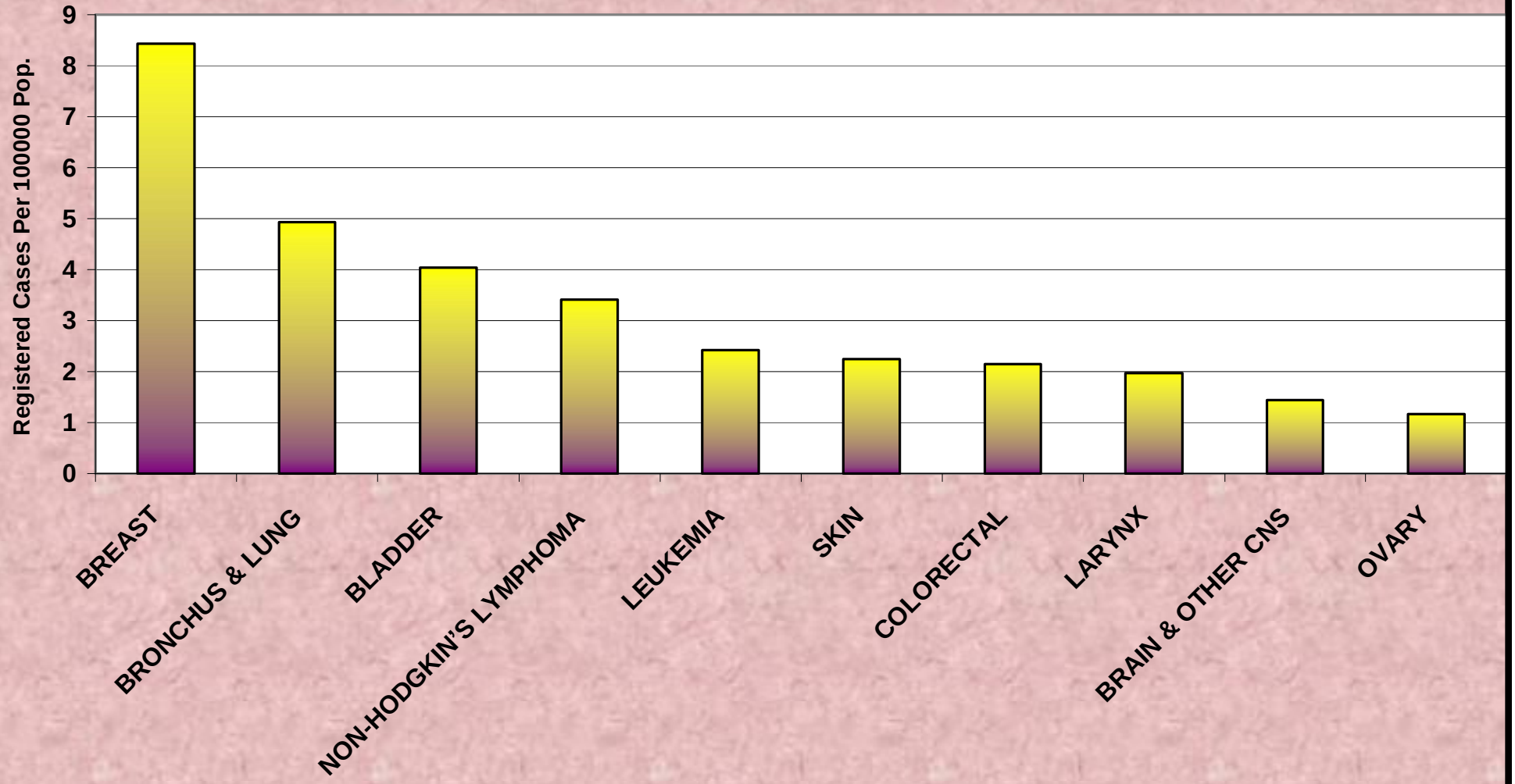

Iraqi Cancer Board

Top Ten

مجلس السرطان في العراق

Table (31)

The Commonest Ten Cancer in AL-Diwaniya Districts
Number of New Cases by Primary Site , Percentage of Total in 2008

TOP TEN	AL DIWANYIA		AFFAK		AL SHAMIAH		AL HAMZA		TOTAL	
	NO	%	NO	%	NO	%	NO	%	NO	%
Breast	78	82.98	7	7.45	5	5.32	4	4.26	94	100.00
Bronchus & Lung	38	69.09	3	5.45	9	16.36	5	9.09	55	100.00
Bladder	30	66.67	3	6.67	9	20.00	3	6.67	45	100.00
Non-Hodgkin's Lymphoma	27	71.05	2	5.26	6	15.79	3	7.89	38	100.00
Leukemia	19	70.37	3	11.11	3	11.11	2	7.41	27	100.00
Skin	16	64.00	3	12.00	3	12.00	3	12.00	25	100.00
Colorectal	20	83.33	1	4.17	2	8.33	1	4.17	24	100.00
Larynx	19	86.36	0	0.00	2	9.09	1	4.55	22	100.00
Brain & Other CNS	10	62.50	3	18.75	3	18.75	0	0.00	16	100.00
Ovary	11	84.62	1	7.69	0	0.00	1	7.69	13	100.00
Total	268	74.65	26	7.24	42	11.70	23	6.41	359	100.00

Thi-Qar
653

Table (32)

The Commonest Ten Cancers in *Thi-Qar*
Number of New Cases by Primary Site, Percentage of Total
And Registered Cases /100,000 Population

PRIMARY SITE	NO. OF CASES	% OF TOTAL	REGISTERED CASES /10^5 POP.
1-BREAST	103	15.77	5.62
2- BLADDER	84	12.86	4.58
3- BRONCHUS&LUNG	70	10.72	3.82
4- LEUKEMIA	58	8.88	3.17
5-NON-HODGKIN'S LYMPHOMA	37	5.67	2.02
6-BRAIN&OTHER CNS	29	4.44	1.58
7- SKIN	22	3.37	1.20
8- HODGKIN'S DISEASE	21	3.22	1.15
9- THYROID	19	2.91	1.04
10- PANCREAS	18	2.76	0.98
TOTAL TEN	461	70.60	25.16
ALL SITES	653	100.00	35.63

Population of the: The-Qar Governorate by Gender-2008

	Males No	%	Females No	%	Total No	%
The-Qar	921966	5.74	910527	5.75	1832493	5.75
Sex Specific Incidence Rate						
	No. of Cases Male	Registered Cases /10^5 pop	No. of Cases Female	Registered Cases /105 pop	No. of Cases Total	Registered Cases /105 pop
	323	35.03	330	36.24	653	35.63

Figuer (17)

The Commonest Ten Cancers By Registered Cases Per 100000 Population in Thi - Qar

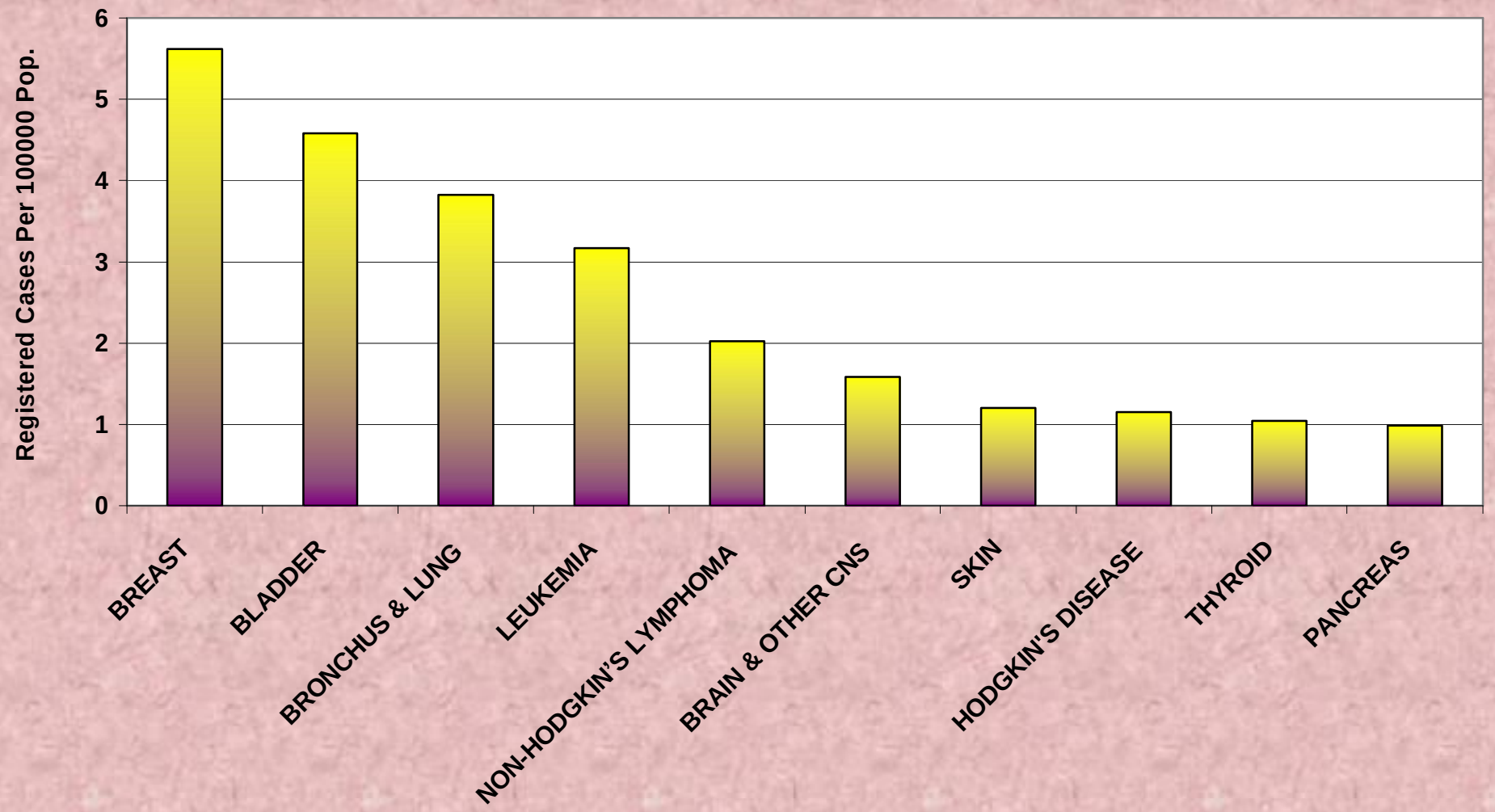

Iraqi Cancer Board

مجلس السرطان في العراق

Table (33)

The Commonest Ten Cancer in Thi-Qar Districts
Number of New Cases by Primary Site , Percentage of Total in 2008

TOP TEN	AL NASSIRYIAH		AL RIFFAEY		SOOK AL SHIOOKH		AL JABAISH		AL SHATTRA		TOTAL	
	NO	%	NO	%	NO	%	NO	%	NO	%	NO	%
Breast	54	52.43	13	12.62	12	11.65	2	1.94	22	21.36	103	100.00
Bladder	56	66.67	11	13.10	6	7.14	3	3.57	8	9.52	84	100.00
Bronchus & Lung	51	72.86	4	5.71	6	8.57	1	1.43	8	11.43	70	100.00
Leukemia	30	51.72	6	10.34	10	17.24	2	3.45	10	17.24	58	100.00
Non-Hodgkin's Lymphoma	19	51.35	2	5.41	9	24.32	0	0.00	7	18.92	37	100.00
Brain &Other CNS	13	44.83	6	20.69	2	6.90	1	3.45	7	24.14	29	100.00
Skin	12	54.55	5	22.73	0	0.00	1	4.55	4	18.18	22	100.00
Hodgkin's Disease	13	61.90	3	14.29	0	0.00	1	4.76	4	19.05	21	100.00
Thyroid	8	42.11	4	21.05	1	5.26	4	21.05	2	10.53	19	100.00
Pancreas	14	77.78	1	5.56	0	0.00	0	0.00	3	16.67	18	100.00
Total	270	58.57	55	11.93	46	9.98	15	3.25	75	16.27	461	100.00

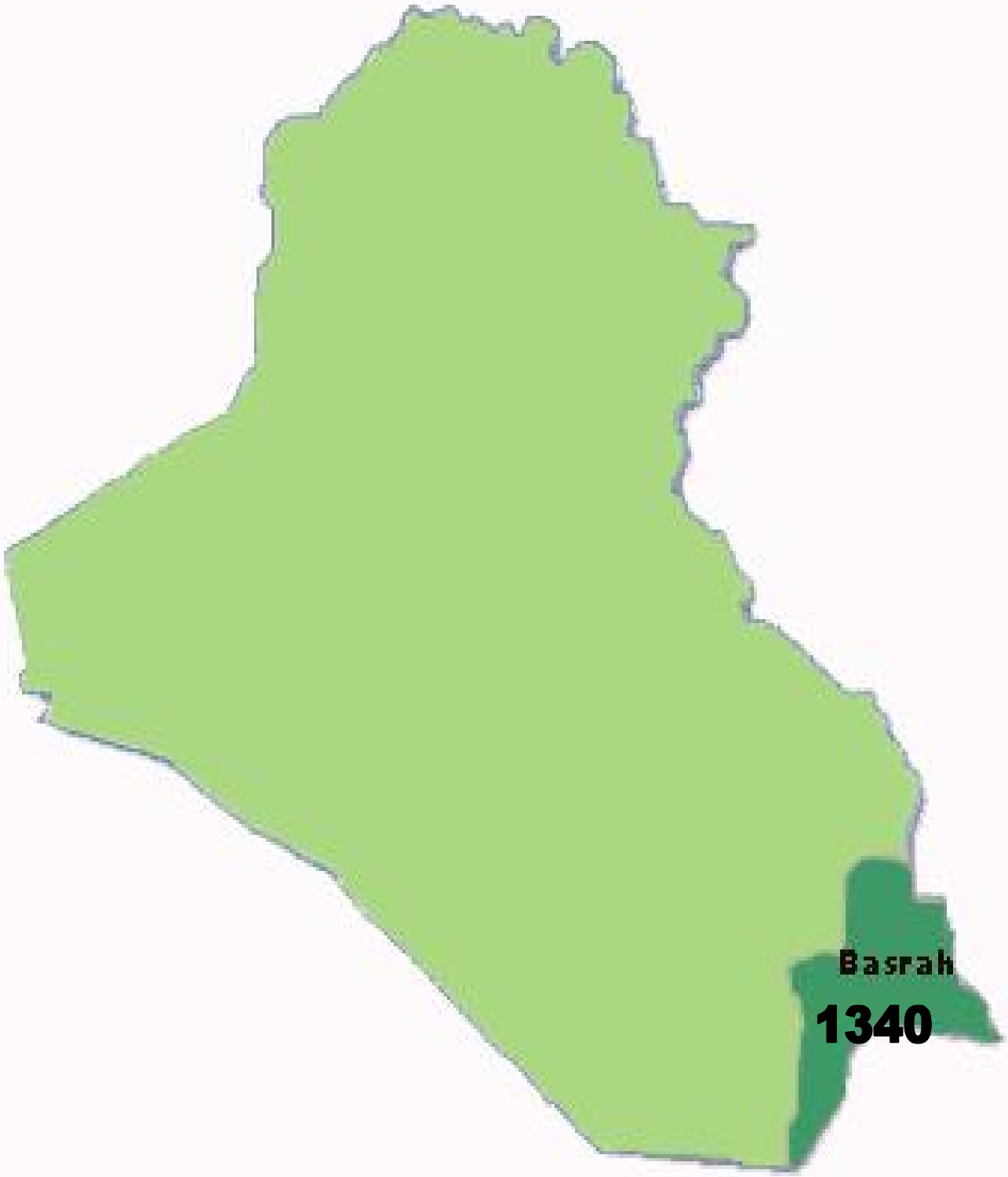
Basrah
1340

Table (34)

The Commonest Ten Cancers in *Al -Basreh*
Number of New Cases by Primary Site, Percentage of Total
And Registered Cases /100,000 Population

PRIMARY SITE	NO. OF CASES	% OF TOTAL	REGISTERED CASES /10^5 POP.
1- BREAST	265	19.78	10.36
2- BRONCHUS & LUNG	128	9.55	5.00
3- LEUKEMIA	101	7.54	3.95
4- NON-HODGKIN'S LYMPHOMA	88	6.57	3.44
5- BLADDER	85	6.34	3.32
6- BRAIN & OTHER CNS	75	5.60	2.93
7- COLORECTAL	60	4.48	2.35
8- STOMACH	58	4.33	2.27
9- PANCREAS	38	2.84	1.49
10- OVARY	29	2.16	1.13
TOTAL TEN	927	69.18	36.24
ALL SITES	1340	100.00	52.39

Population of the AL- Basrah Governorate by Gender-2008

	Males No	%	Females No	%	Total No	%
AL- Basrah	1288902	8.03	1268937	8.01	2557839	8.02
Sex Specific Incidence Rate						
	No. of Cases Male	Registered Cases /10^5 pop	No. of Cases Female	Registered Cases /105 pop	No. of Cases Total	Registered Cases /105 pop
	628	48.72	712	56.11	1340	52.39

Figure (18)

The Commonest Ten Cancers By Registered Cases Per 100000 Population in Al - Basrah

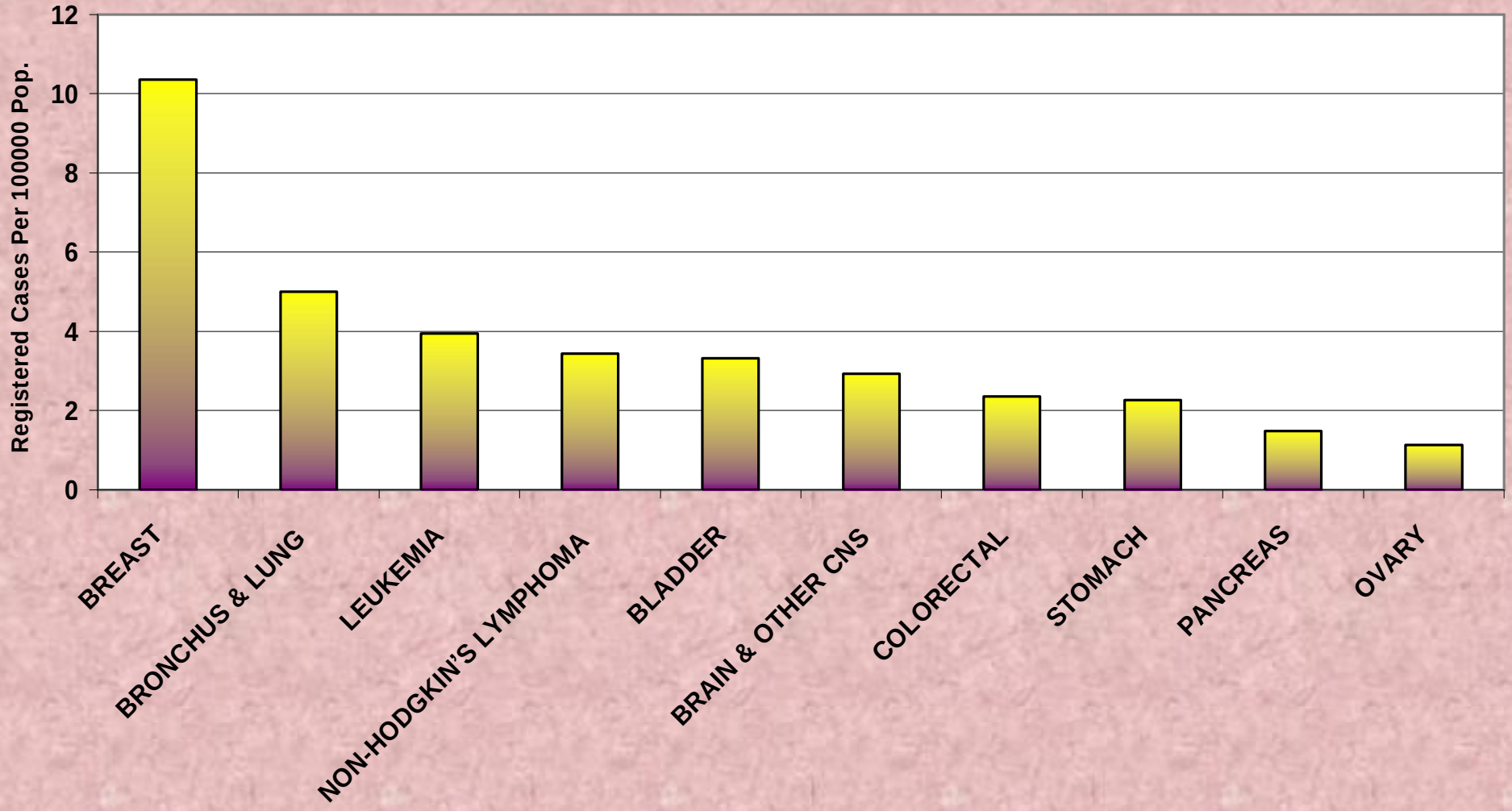

Iraqi Cancer Board

Top Ten

مجلس السرطان في العراق

Table (35)

The Commonest Ten Cancer in Al- Basrah Districts
Number of New Cases by Primary Site , Percentage of Total in 2008

TOP TEN	BASRAH		ABU ALKHASSEB		AL ZUBAIR		AL QOORNA		AL- FAW		SHATT ALARAB		ALMDAINAH		TOTAL	
	NO	%	NO	%	NO	%	NO	%	NO	%	NO	%	NO	%	NO	%
Breast	177	66.79	16	6.04	28	10.57	13	4.91	2	0.75	17	6.42	12	4.53	265	100.00
Bronchus & Lung	77	60.16	8	6.25	15	11.72	7	5.47	2	1.56	6	4.69	13	10.16	128	100.00
Leukemia	63	62.38	6	5.94	9	8.91	6	5.94	4	3.96	4	3.96	9	8.91	101	100.00
Non-Hodgkin's Lymphoma	48	54.55	3	3.41	12	13.64	10	11.36	1	1.14	1	1.14	13	14.77	88	100.00
Bladder	58	68.24	6	7.06	13	15.29	3	3.53	3	3.53	1	1.18	1	1.18	85	100.00
Brain &Other CNS	45	60.00	5	6.67	13	17.33	5	6.67	2	2.67	1	1.33	4	5.33	75	100.00
Colorectal	46	76.67	2	3.33	0	0.00	6	10.00	0	0.00	3	5.00	3	5.00	60	100.00
Stomach	39	67.24	6	10.34	3	5.17	3	5.17	0	0.00	0	0.00	7	12.07	58	100.00
Pancreas	26	68.42	1	2.63	7	18.42	3	7.89	0	0.00	0	0.00	1	2.63	38	100.00
Ovary	16	55.17	2	6.90	5	17.24	3	10.34	0	0.00	2	6.90	1	3.45	29	100.00
Total	595	64.19	55	5.93	105	11.33	59	6.36	14	1.51	35	3.78	64	6.90	927	100.00

Muthana
244

Table (36)

The Commonest Ten Cancers in *Al-Muthana*
Number of New Cases by Primary Site, Percentage of Total
And Registered Cases /100,000 Population

PRIMARY SITE	NO. OF CASES	% OF TOTAL	REGISTERED CASES /10^5 POP.
1- BREAST	40	16.39	5.62
2- BRONCHUS&LUNG	26	10.66	3.65
3- BLADDER	22	9.02	3.09
4- LEUKEMIA	19	7.79	2.67
5- BRAIN & OTHER CNS	15	6.15	2.11
6- UTERUS	14	5.74	1.97
7- COLORECTAL	9	3.69	1.26
8- LARYNX	9	3.69	1.26
9- NON-HODGKIN'S LYMPHOMA	9	3.69	1.26
10- PANCREAS	7	2.87	0.98
TOTAL TEN	170	69.67	23.88
ALL SITES	244	100.00	34.28

Population of the Al-Muthana Governorate by Gender-2008

	Males No	%	Females No	%	Total No	%
Al-Muthana	35772	2.23	354047	2.24	711769	2.23
Sex Specific Incidence Rate						
	No. of Cases Male	Registered Cases /10^5 pop	No. of Cases Female	Registered Cases /105 pop	No. of Cases Total	Registered Cases /105 pop
	111	31.03	133	37.57	244	34.28

Figure (19)

The Commonest Ten Cancers By Registered Cases Per 100000 Population in Al - Muthana

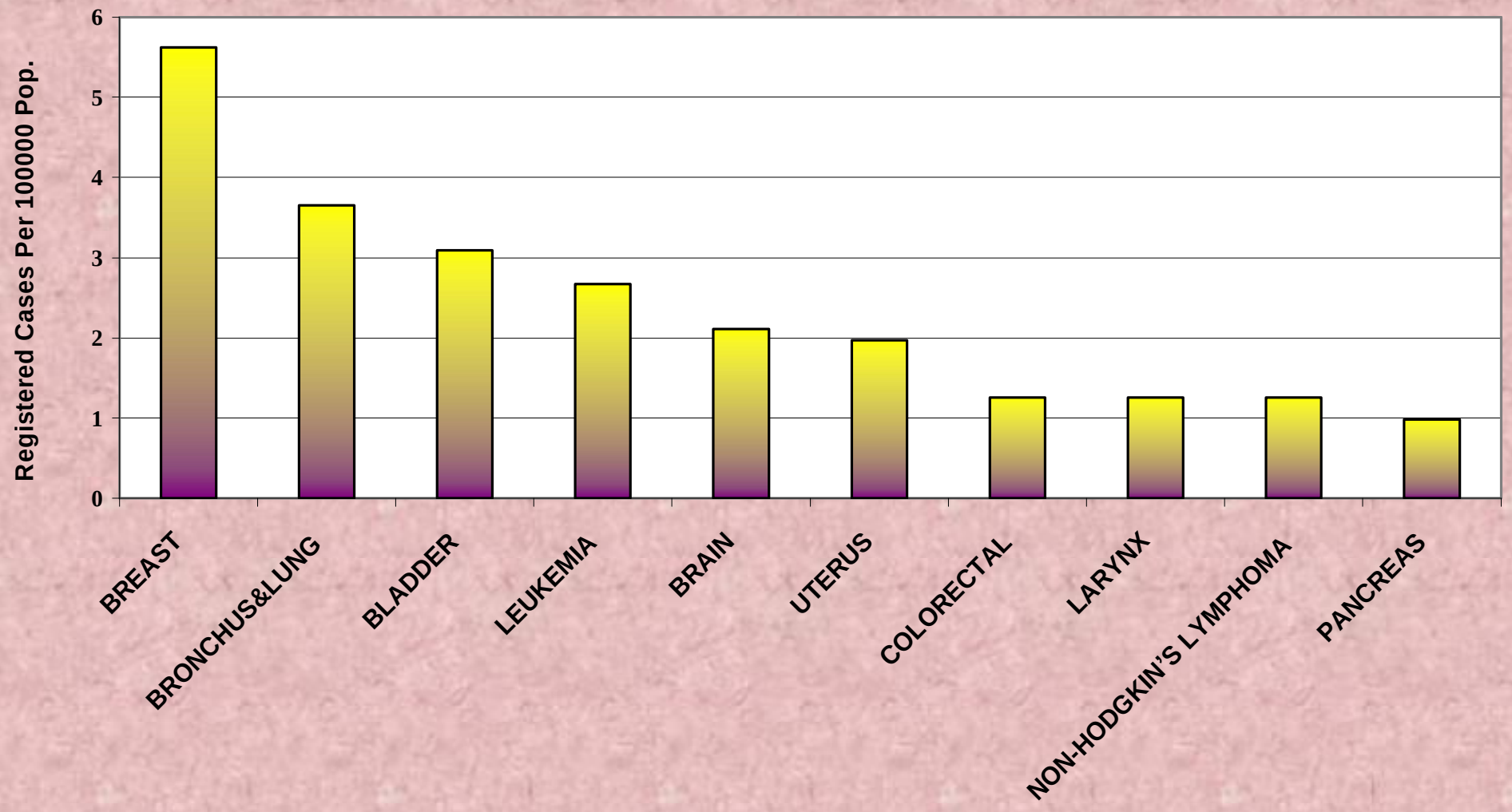

Iraqi Cancer board

مجلس السرطان في العراق

Table (37)

The Commonest Ten Cancer in AL-Muthana Districts
Number of New Cases by Primary Site , Percentage of Total in 2008

TOP TEN	AL SAMAWA		AL RUMAITHA		AL SALMAN		AL KHIDHIR		TOTAL	
	NO	%	NO	%	NO	%	NO	%	NO	%
Breast	26	65.00	13	32.50	0	0.00	1	2.50	40	100.00
Bronchus & Lung	20	76.92	4	15.38	0	0.00	2	7.69	26	100.00
Bladder	18	81.82	1	4.55	0	0.00	3	13.64	22	100.00
Leukemia	15	78.95	2	10.53	0	0.00	2	10.53	19	100.00
Brain &Other CNS	4	26.67	11	73.33	0	0.00	0	0.00	15	100.00
Uterus	8	57.14	4	28.57	0	0.00	2	14.29	14	100.00
Colorectal	4	44.44	5	55.56	0	0.00	0	0.00	9	100.00
Larynx	6	66.67	2	22.22	0	0.00	1	11.11	9	100.00
Non-Hodgkin's Lymphoma	6	66.67	2	22.22	0	0.00	1	11.11	9	100.00
Pancreas	3	42.86	2	28.57	0	0.00	2	28.57	7	100.00
Total	110	64.71	46	27.06	0	0.00	14	8.24	170	100.00

Solymnafiyah
777

Table (38)

The Commonest Ten Cancers in *Sulaimaniyah*
Number of New Cases by Primary Site, Percentage of Total
And Registered Cases /100,000 Population

PRIMARY SITE	NO. OF CASES	% OF TOTAL	REGISTERED CASES /10^5 POP.
1-BREAST	138	17.76	8.18
2- LEUKEMIA	76	9.78	4.50
3- BRONCHUS&LUNG	58	7.46	3.44
4- COLORECTAL	55	7.08	3.26
5- NON-HODGKIN'S LYMPHOMA	38	4.89	2.25
6- STOMACH	37	4.76	2.25
7- SKIN	27	3.47	1.60
8- PROSTATE	27	3.47	1.60
9- MISCELL ANEOUS MYELOPROLIF LEMPHROLIF DISORDERS	26	3.35	1.54
10- HODGKIN'S DISEASE	23	2.96	1.36
TOTAL TEN	505	64.99	29.93
ALL SITES	777	100.00	46.05

Population of the Sulaimaniyah Governorate by Gender-2008

	Males No	%	Females No	%	Total No	%
Sulaimaniyah	849668	5.29	837554	5.29	1687222	5.29
Sex Specific Incidence Rate						
	No. of Cases Male	Registered Cases /10^5 pop	No. of Cases Female	Registered Cases /105 pop	No. of Cases Total	Registered Cases /105 pop
	407	47.90	370	44.18	777	46.05

Figure (20)

The Commonest Ten Cancers By Registered Cases Per 100000 Population in AL -Sulaimaniyah

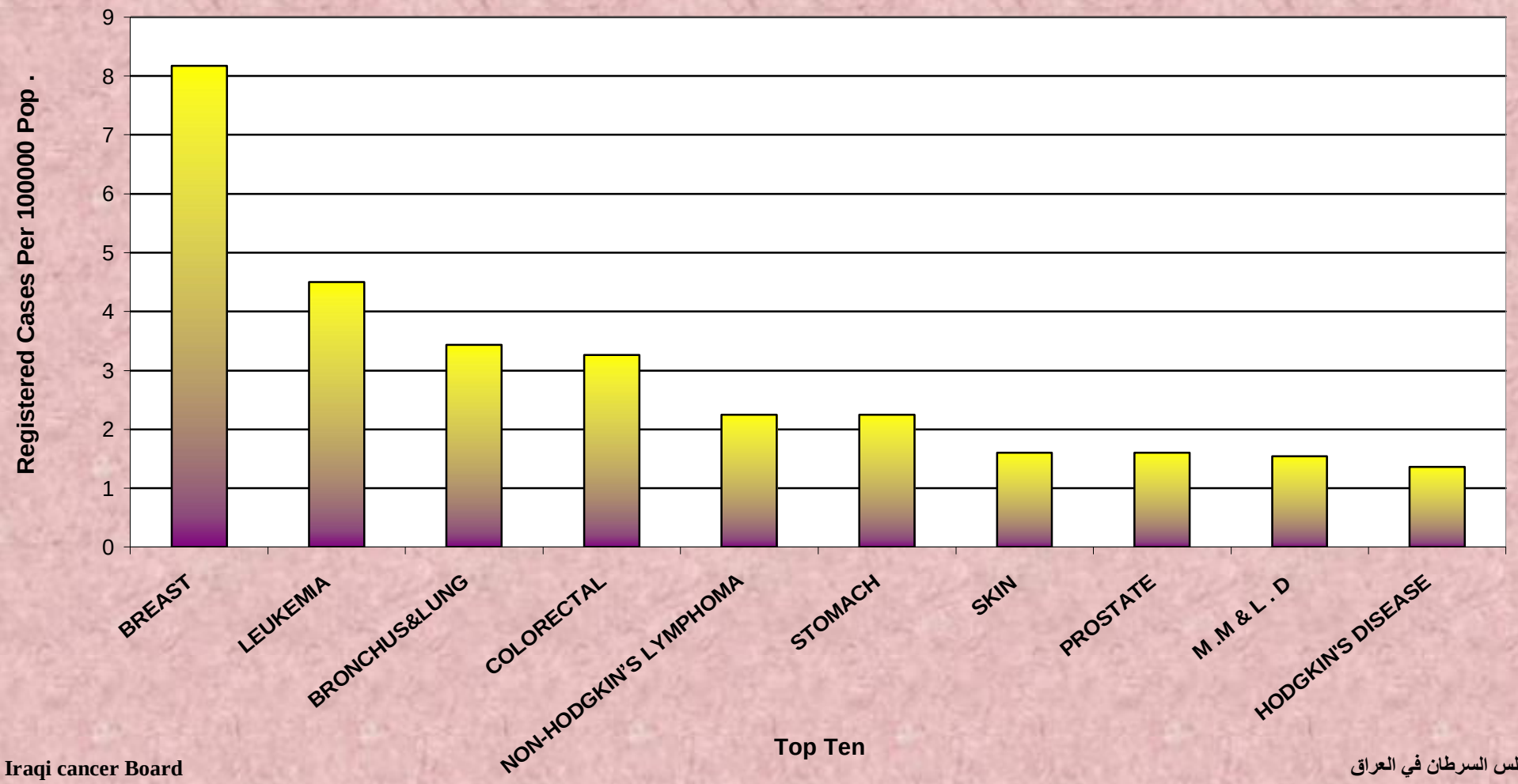

Iraqi cancer Board

مجلس السرطان في العراق

Table (39)

The Commonest Ten Cancer in Al-Sulaimaniyah Districts
Number of New Cases by Primary Site , Percentage of Total in 2008

TOP TEN	Al-Sulaimanyia		Halabja		Bashdar		Rania		Dokan		Derbandykhan		Chamchamal		Kalar		TOTAL	
	NO	%	NO	%	NO	%	NO	%	NO	%	NO	%	NO	%	NO	%	NO	%
Breast	129	93.48	3	2.17	0	0	1	0.72	0	0.00	0	0.00	1	0.72	4	2.90	138	100.00
Leukemia	74	97.37	0	0.00	0	0	0	0.00	1	1.32	0	0.00	0	0.00	1	1.32	76	100.00
Bronchus & Lung	55	94.83	1	1.72	0	0	1	1.72	0	0.00	0	0.00	1	1.72	0	0.00	58	100.00
Colorectal	51	92.73	1	1.82	0	0	0	0.00	0	0.00	0	0.00	1	1.82	2	3.64	55	100.00
Non- Hodgkin's Lymphoma	36	94.74	1	2.63	0	0	1	2.63	0	0.00	0	0.00	0	0.00	0	0.00	38	100.00
Stomach	35	94.59	0	0.00	0	0	0	0.00	0	0.00	0	0.00	1	2.70	1	2.70	37	100.00
Skin	24	88.89	0	0.00	0	0	0	0.00	0	0.00	1	3.70	1	3.70	1	3.70	27	100.00
Prostate	26	96.30	0	0.00	0	0	0	0.00	0	0.00	1	3.70	0	0.00	0	0.00	27	100.00
Miscell aneous & Lemphoprolif Disorders	26	100.00	0	0.00	0	0	0	0.00	0	0.00	0	0.00	0	0.00	0	0.00	26	100.00
Hodgkin's Disease	21	91.30	1	4.35	0	0	0	0.00	0	0.00	0	0.00	0	0.00	1	4.35	23	100.00
Total	477	94.46	7	1.39	0	0	3	0.59	1	0.20	2	0.40	5	0.99	10	1.98	505	100.00

Duhok
261

Table (40)

The Commonest Ten Cancers in *Duhok*
Number of New Cases by Primary Site, Percentage of Total
And Registered Cases /100,000 Population

PRIMARY SITE	NO. OF CASES	% OF TOTAL	REGISTERED CASES /10^5 POP.
1- BREAST	33	12.64	3.35
2- LEUKEMIA	31	11.88	3.15
3- BRONCHUS&LUNG	23	8.81	2.34
4- COLORECTAL	18	6.90	1.83
5- SKIN	17	6.51	1.73
6- BLADDER	13	4.98	1.32
7- NON-HODGKIN'S LYMPHOMA	13	4.98	1.32
8- STOMACH	12	4.60	1.22
9- HODGKIN'S DISEASE	9	3.45	0.91
10- LIVER	8	3.07	0.81
TOTAL TEN	177	67.82	17.97
ALL SITES	261	100.00	26.51

Population of the Duhok Governorate by Gender-2008

	Males No	%	Females No	%	Total No	%
Duhok	496008	3.09	488711	3.09	984719	3.09
Sex Specific Incidence Rate						
	No. of Cases Male	Registered Cases /10^5 pop	No. of Cases Female	Registered Cases /105 pop	No. of Cases Total	Registered Cases /105 pop
	143	28.83	118	24.15	261	26.51

Figure (21)

The Commonest Ten Cancers By registered Cases Per 100000 Population in Duhok

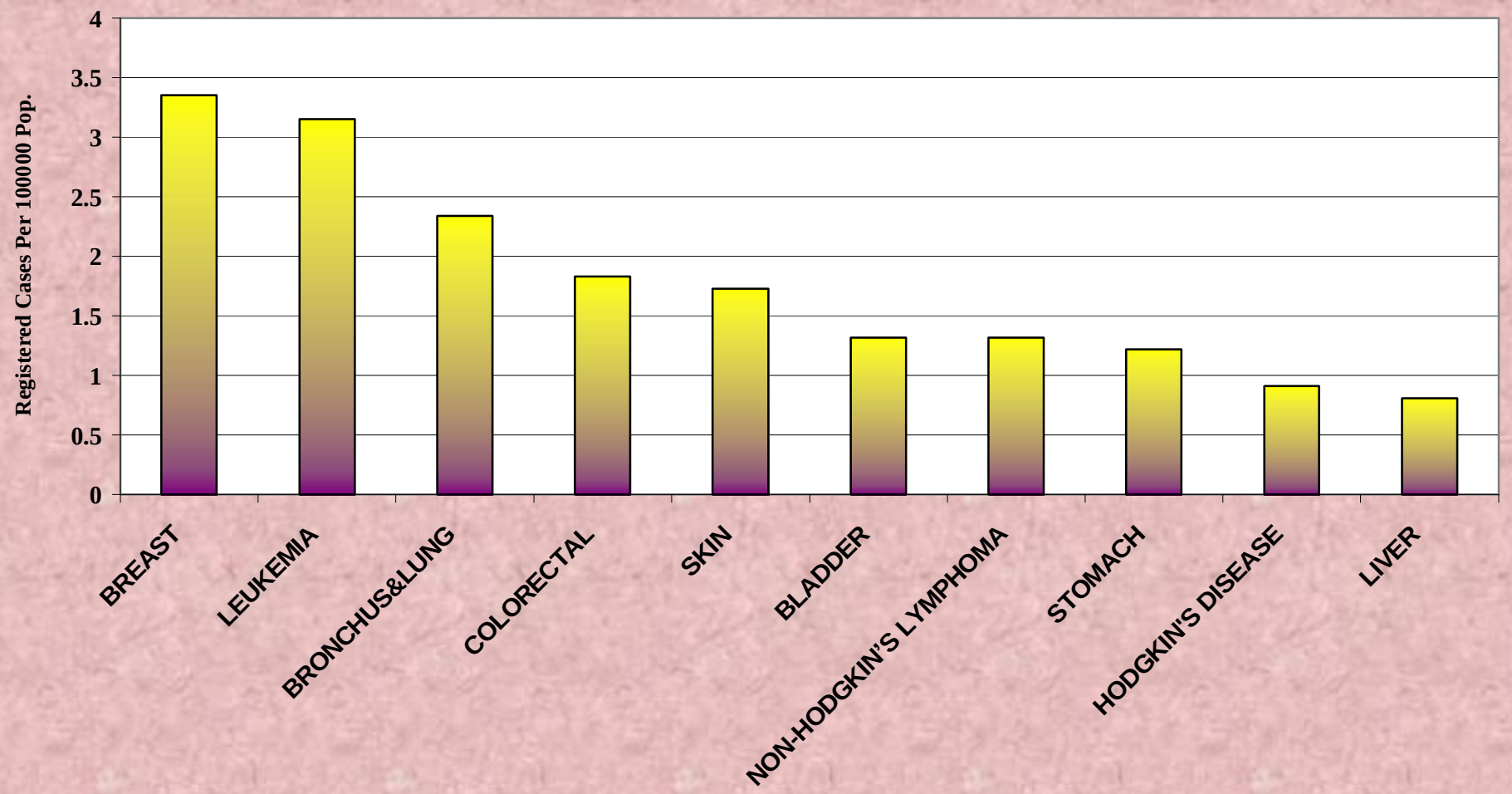

Iraqi Cancer Board

Top Ten

مجلس السرطان في العراق

Table (41)

The Commonest Ten Cancer in Duhok Districts
Number of New Cases by Primary Site , Percentage of Total in 2008

TOP TEN	Duhok		Al-Amadyia		Zakho		Smeel		TOTAL	
	NO	%	NO	%	NO	%	NO	%	NO	%
Breast	27	81.82	1	3.03	2	6.06	3	9.09	33	100.00
Leukemia	28	90.32	0	0.00	3	9.68	0	0.00	31	100.00
Bronchus & Lung	21	91.30	0	0.00	1	4.35	1	4.35	23	100.00
Colorectal	15	83.33	0	0.00	3	16.67	0	0.00	18	100.00
Skin	14	82.35	0	0.00	2	11.76	1	5.88	17	100.00
Bladder	12	92.31	0	0.00	1	7.69	0	0.00	13	100.00
Non- Hodgkin's Lymphoma	12	92.31	0	0.00	1	7.69	0	0.00	13	100.00
Stomach	11	91.67	0	0.00	0	0.00	1	8.33	12	100.00
Hodgkin's Disease	7	77.78	0	0.00	1	11.11	1	11.11	9	100.00
Liver	8	100.00	0	0.00	0	0.00	0	0.00	8	100.00
Total	155	87.57	1	0.56	14	7.91	7	3.95	177	100.00

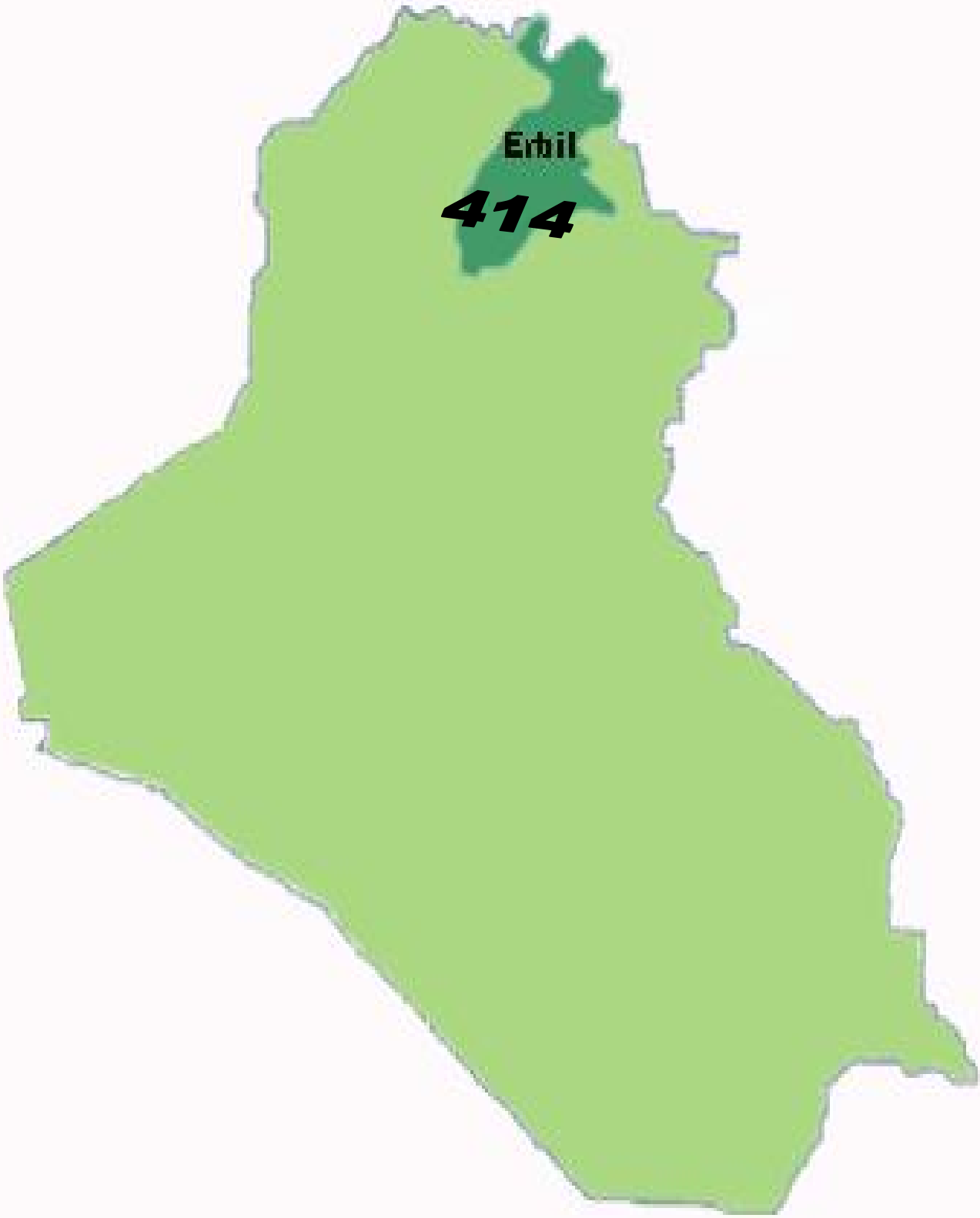
Erbil
414

Table (42)

The Commonest Ten Cancers in *Erbil*
Number of New Cases by Primary Site, Percentage of Total
And Registered Cases /100,000 Population

PRIMARY SITE	NO. OF CASES	% OF TOTAL	REGISTERED CASES /10^5 POP.
1- BREAST	111	26.81	7.27
2- BRONCHUS&LUNG	64	15.46	4.19
3- COLORECTAL	32	7.73	2.10
4- NON-HODGKIN'S LYMPHOMA	22	5.31	1.44
5- STOMACH	20	4.83	1.31
6- OVARY	15	3.62	0.98
7- PROSTATE	12	2.90	0.79
8- LARYNX	11	2.66	0.72
9- LIVER	10	2.42	0.65
10- KIDNEY	10	2.42	0.65
TOTAL TEN	307	74.15	20.10
ALL SITES	414	100.00	27.11

Population of the Erbil Governorate by Gender-2008

	Males No	%	Females No	%	Total No	%
Erbil	769367	4.79	757723	4.78	1527090	4.79

Sex Specific Incidence Rate

	No. of Cases Male	Registered Cases /10^5 pop	No. of Cases Female	Registered Cases /105 pop	No. of Cases Total	Registered Cases /105 pop
	198	25.74	216	28.51	414	27.11

Figure (22)

The Commonest Ten Cancers By Registered Cases Per 100000 population in Erbil

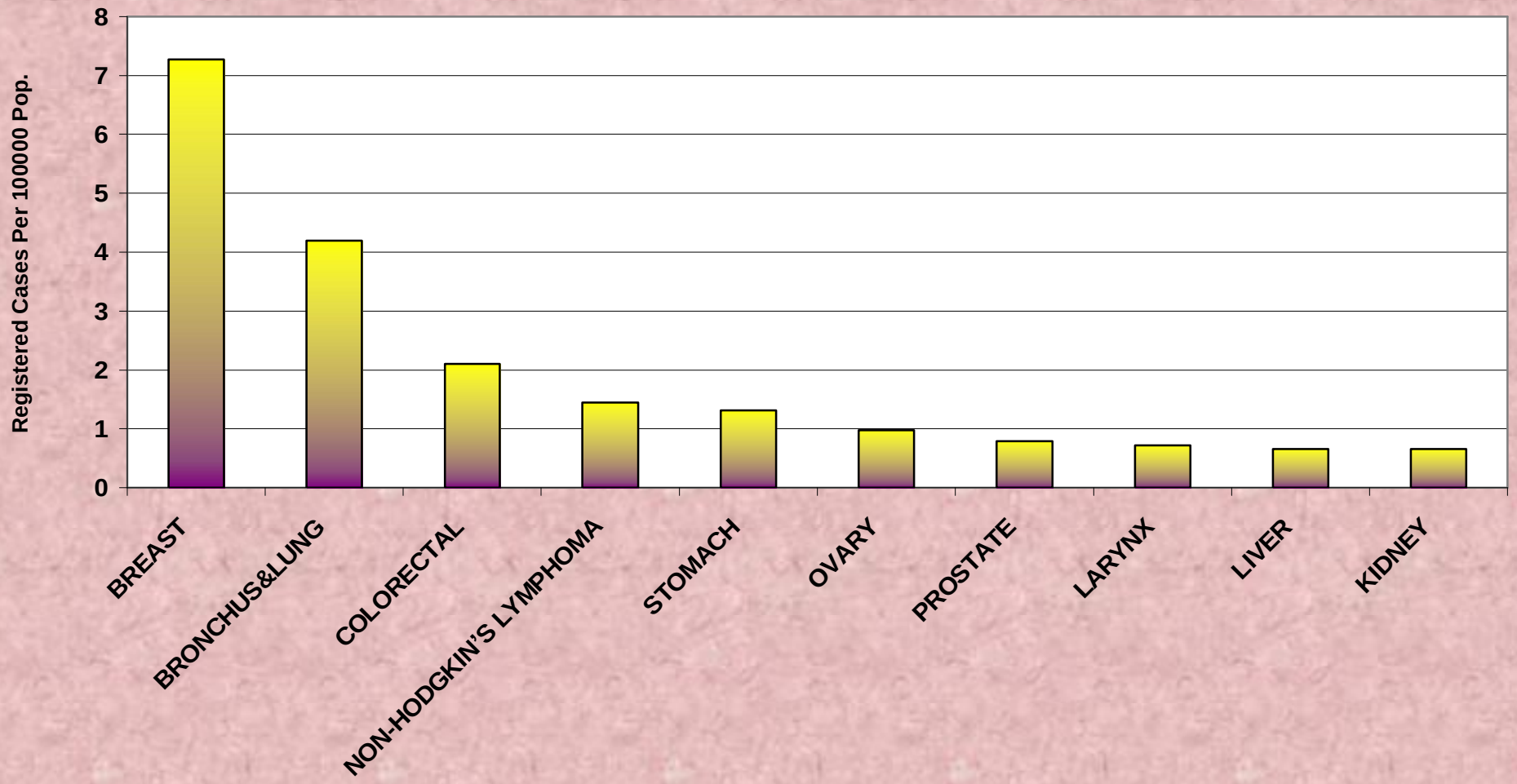

Iraqi Cancer Board

Top Ten

مجلس السرطان في العراق

Table (43)

The Commonest Ten Cancer in Erbil Districts
Number of New Cases by Primary Site , Percentage of Total in 2008

TOP TEN	Erbil		Makhmoor		Al-Siddiq		Al-Zibbar		Shaqlawa		TOTAL	
	NO	%	NO	%	NO	%	NO	%	NO	%	NO	%
Breast	110	99.10	1	0.90	0	0.00	0	0.00	0	0.00	111	100.00
Bronchus & Lung	62	96.88	2	3.13	0	0.00	0	0.00	0	0.00	64	100.00
Colorectal	32	100.00	0	0.00	0	0.00	0	0.00	0	0.00	32	100.00
Non- Hodgkin 's Lymphoma	22	100.00	0	0.00	0	0.00	0	0.00	0	0.00	22	100.00
Stomach	20	100.00	0	0.00	0	0.00	0	0.00	0	0.00	20	100.00
Ovary	15	100.00	0	0.00	0	0.00	0	0.00	0	0.00	15	100.00
Prostate	12	100.00	0	0.00	0	0.00	0	0.00	0	0.00	12	100.00
Larynx	10	90.91	0	0.00	0	0.00	0	0.00	1	9.09	11	100.00
Liver	10	100.00	0	0.00	0	0.00	0	0.00	0	0.00	10	100.00
Kidney	10	100.00	0	0.00	0	0.00	0	0.00	0	0.00	10	100.00
Total	303	98.70	3	0.98	0	0.00	0	0.00	1	0.33	307	100.00

Table (44)
Number of New Cases According To Site In all Iraqi Provinces

site		baghdad	nineveh	kirkuk	alanbar	salah-aldin	dyala	kerballa	alnajaf	babil	wasit	misan	diwaniya	thi-qar	al-basrah	al-muthana	sulaimaniyah	duhok	erbil
Lip	C00	0	1	0	1	3	0	0	2	1	1	0	1	1	2	0	1	0	0
Tongue, base	C01	1	1	0	1	0	1	0	0	1	0	0	0	0	0	0	0	0	1
Tongue, other	C02	17	1	2	0	2	1	0	6	5	1	0	4	3	4	0	1	0	3
Gum	C03	0	2	1	0	0	0	0	2	1	2	0	0	0	0	0	0	0	0
Mouth, floor	C04	0	0	0	0	0	0	0	0	0	0	0	1	0	2	2	0	0	0
Mouth, palate	C05	2	1	0	0	0	0	0	0	1	1	0	0	0	4	1	1	0	0
Mouth, other	C06	4	5	0	1	0	2	0	3	1	3	2	3	0	6	0	0	0	0
Parotid gland	C07	5	4	0	0	1	0	0	2	0	0	2	3	4	2	0	2	0	0
Salivary glands, other	C08	6	2	1	2	0	1	0	1	0	2	0	0	1	4	0	1	0	0
Tonsil	C09	2	5	0	0	0	0	0	3	1	0	0	0	1	0	0	0	0	0
Oropharynx	C10	2	0	0	0	0	0	0	0	1	0	0	3	0	0	0	1	0	0
Nasopharynx	C11	15	6	0	2	3	0	0	7	7	1	2	3	3	8	4	3	1	1
Pyriform sinus	C12	2	0	0	0	0	0	0	1	0	0	0	1	1	1	0	0	0	0
Hypopharynx	C13	1	1	1	0	0	1	1	1	1	3	0	2	0	1	1	1	0	0
Other Lip, Oral, Pharynx	C14	13	1	4	0	1	0	0	4	0	1	0	1	3	0	0	0	0	0
Oesophagus	C15	19	8	5	1	1	3	2	5	2	1	3	1	5	9	0	15	7	3
Stomach	C16	96	38	33	39	13	11	14	27	18	6	17	10	15	58	5	37	12	20
Small intestine	C17	14	3	1	4	5	1	0	6	4	1	0	1	3	6	0	2	0	0
Colon	C18	134	22	23	23	11	12	10	35	26	9	11	18	13	32	7	30	13	24
Rectosigmoid junction	C19	7	1	0	0	1	1	0	2	0	0	0	0	1	1	0	0	0	0
Rectum	C20	34	24	14	8	10	11	4	8	8	6	4	5	3	23	2	24	5	8
Anus & anal canal	C21	5	0	0	0	0	0	0	3	1	1	2	1	0	4	0	1	0	0
Liver & bile ducts	C22	82	10	27	8	5	2	6	23	23	3	9	11	1	20	2	8	8	10
Gallbladder	C23	19	5	5	0	1	1	2	8	8	1	0	0	0	3	2	6	0	1
Biliary tract, other	C24	4	1	0	1	0	0	2	6	1	0	0	0	0	1	0	1	0	1
Pancreas	C25	55	10	19	10	6	1	12	22	26	0	6	10	18	38	7	10	8	8
Other digestive organs	C26	25	0	5	0	1	0	2	6	3	1	0	1	2	4	1	3	0	0
Nasal cavity, middle ear	C30	3	1	1	0	0	0	0	0	1	1	0	0	0	0	1	3	0	1

Accessory sinuses	**C31**	2	4	1	0	4	1	0	1	1	0	3	0	0	4	0	2	0	0
Larynx	**C32**	86	28	15	3	15	11	11	30	25	7	6	22	14	23	9	8	3	11
Trachea	**C33**	0	0	0	0	0	0	0	1	0	0	0	0	1	1	0	0	0	0
Bronchus & lung	**C34**	321	95	89	45	32	19	38	94	157	24	30	55	70	128	26	58	23	64
Thymus	**C37**	6	0	0	0	0	1	1	1	1	0	0	1	1	1	1	0	2	0
Heart, mediast. pleura	**C38**	7	2	0	1	0	0	3	0	0	1	0	0	0	9	1	2	2	0
Other respir. & thoracic	**C39**	3	0	0	0	0	0	0	0	0	0	2	2	0	3	0	0	0	0
Bone & cartilage, limbs	**C40**	21	4	0	1	7	1	6	2	9	1	1	3	4	11	0	0	0	2
Bone & cartilage, other	**C41**	58	10	5	5	8	4	4	9	3	2	6	4	4	27	4	6	2	4
Bon Marrow (for leukemia, see below)	**C42**	57	1	1	2	0	2	3	29	11	3	1	10	11	6	1	1	1	0
Skin, melanoma	**C43**	5	6	1	1	3	3	0	1	0	3	0	1	3	4	0	2	2	1
Skin, other	**C44**	81	43	7	14	21	16	7	24	15	20	3	25	22	13	3	27	17	4
Nerves, periferal & CNS	**C47**	1	1	0	0	0	0	1	1	2	0	0	0	0	2	0	0	0	0
Peritoneum & Retroperit.	**C48**	9	1	2	0	0	1	1	3	0	3	0	2	2	6	0	1	0	0
Other connect./soft tiss	**C49**	30	19	6	8	12	5	12	15	7	3	3	10	8	8	3	14	4	0
Breast	**C50**	837	215	114	64	63	83	95	169	151	86	41	94	103	265	40	138	33	0
Vulva	**C51**	1	2	0	0	0	0	1	0	0	0	0	0	0	1	0	2	0	2
Vagina	**C52**	1	1	0	1	0	0	0	0	0	0	0	2	1	1	0	0	0	111
Cervix uteri	**C53**	32	9	3	2	4	0	1	10	5	3	8	4	3	13	2	0	1	0
Corpus uteri	**C54**	23	5	1	4	5	2	7	4	4	4	1	4	1	2	0	3	4	0
Uterus unspecified	**C55**	65	15	18	5	2	6	4	20	24	4	3	9	2	18	14	2	3	3
Ovary	**C56**	65	18	15	6	12	4	7	30	22	9	9	13	10	29	1	10	6	1
Female genital, other	**C57**	4	1	0	0	0	1	0	1	0	1	0	0	0	0	0	0	0	4
Placenta	**C58**	4	19	1	2	3	0	6	7	9	0	1	1	2	9	0	4	0	15
Penis	**C60**	2	0	0	0	0	2	0	0	0	0	0	0	0	0	0	1	0	3
Prostate	**C61**	66	24	13	5	4	5	2	28	0	5	2	4	3	0	4	27	7	0
Testis	**C62**	24	12	1	1	1	7	0	10	13	2	2	3	3	18	2	6	3	1
Male genital, other	**C63**	0	0	0	0	0	7	0	0	10	0	0		0	7		0	0	12
Kidney, not renal pelvis	**C64**	69	15	21	8	6	8	8	21	21	11	11	12	15	23	5	14	7	3

Renal pelvis	**C65**	2	0	0	0	0	0	0	3	0	0	0	1	0	0		0	0	
Ureter	**C66**	2	0	0	0	0	0	0	0	1	0	0	0	0	0	0	0	0	0
Bladder	**C67**	212	41	29	26	16	11	49	83	64	42	18	45	84	85	22	19	13	0
Urinary organs, other	**C68**	2	0	1	0	0	0	0	0	0	1	0	0	0	0	0	0	0	8
Eye & adnexa	**C69**	14	4	2	1	3	2	1	3	5	3	3	0	3	2	2	5	2	0
Meninges	**C70**	29	3	0	1	1	1	1	4	7	5	2	0	0	7	2	2	0	0
Brain	**C71**	48	45	27	18	12	19	17	61	55	13	14	13	27	61	13	15	7	0
Nervous system, other	**C72**	10	1	3	1	2	2	2	2	6	2	1	2	0	5	0	2	0	7
Thyroid gland	**C73**	10	16	5	73	7	9	7	19	11	18	8	5	19	17	2	18	4	0
Adrenal gland	**C74**	56	4	0	0	1	1	0	1	1	1	1	0	2	0	1	2	1	2
Endocrine glands, other	**C75**	38	3	2	0	0	1	0	1	0	2	0	1	2	3	0	1	0	1
Unspecified sites	**C76**	178	10	2	2	5	4	4	10	3	2	2	3	7	15	1	3	0	2
Lymph Nodes1	**C77**	0	5	2	0	0	3	4	14	12	2	1	8	2	6	4	3	0	0
Unknown primary site	**C80**	61	44	15	16	18	28	15	25	53	20	5	28	23	41	12	54	6	23
Hodgkin's disease 2		155	24	10	17	11	17	14	17	14	13	7	8	21	92	5	23	9	7
Non-Hodgkin's Lymphoma 3		34	52	31	30	24	14	25	39	58	14	17	38	37	88	9	38	13	22
Plasmacytoma		0	1	3	0	6	1	1	0	0	0	1	0	2	1	1	0	1	1
Multiple myeloma		243	7	0	4	0	0	0	2	2	2	4	3	4	9	0	7	0	0
Leukaemias 4		1	45	48	28	18	36	33	56	84	23	24	27	58	101	19	76	31	
Miscellaneous Myloprolif.		0	0	2	0	0	0	0	0	3	0	0	0	0	1	0	26	0	0
Myelodysplastic Syndrome		0	0	0	0	0	0	0	0	2	0	0	0	1	0	0	0	0	0
total		3542	1012	638	496	390	387	446	1031	1007	400	299	543	653	1340	244	777	261	395

Table (45)

The Number of Cases & Percentage of Total in Provinces of Iraq 2008 in

PROVINCE	NO.OF CASES	%OF TOTAL
Baghdad	3792	26.74
Nineveh	1012	7.14
Kirkuk	638	4.50
Al-Anbar	429	3.03
Salah-Alden	390	2.75
Dyala	387	2.73
Kerballa	446	3.15
Al-Najaf	1031	7.27
Babil	1007	7.10
Wasit	400	2.82
Misan	299	2.11
Al-Diwanyia	544	3.84
Thi-Qar	653	4.61
Al-Basrah	1340	9.45
Al-Muthana	244	1.72
Al-Sulaimaniyah	777	5.48
Duhok	261	1.84
Erbil	414	2.92
Others*	116	0.82
TOTAL	14180	100.00

*Others: Cases registered here are cases with unknown address

Figure (23)

The Burden of Cancer Cases In Iraqi Provinces 2008

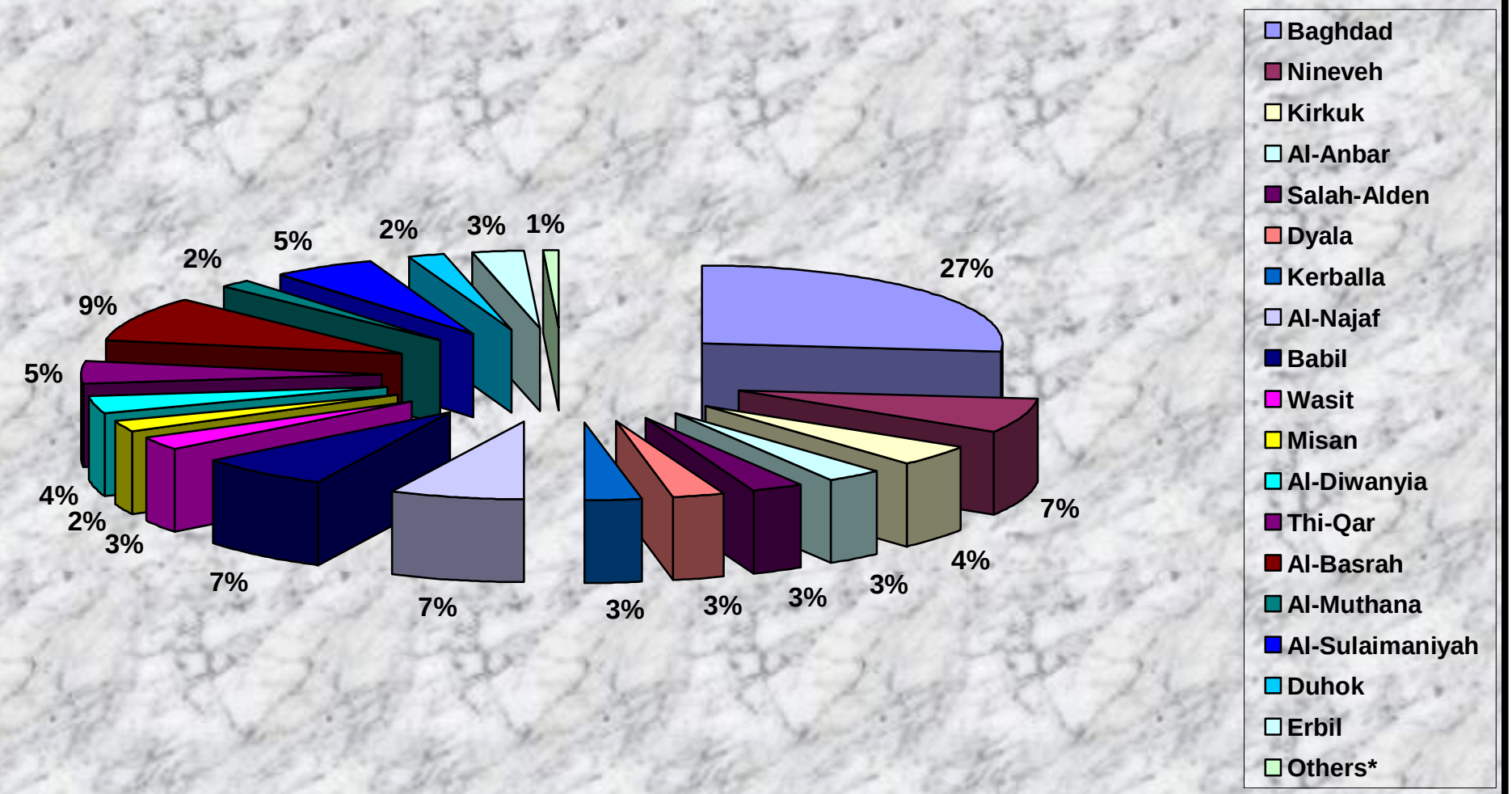

Iraqi Cancer Board

مجلس السرطان في العراق

Figure A (23)

The Incidence Rate of Cancers Cases in Iraqi Provinces / 2008



Iraqi Cancer Board

مجلس السرطان في العراق

Basic Tabulation of Cancer Cases by Primary Site, Age, And Sex

Figure (24)

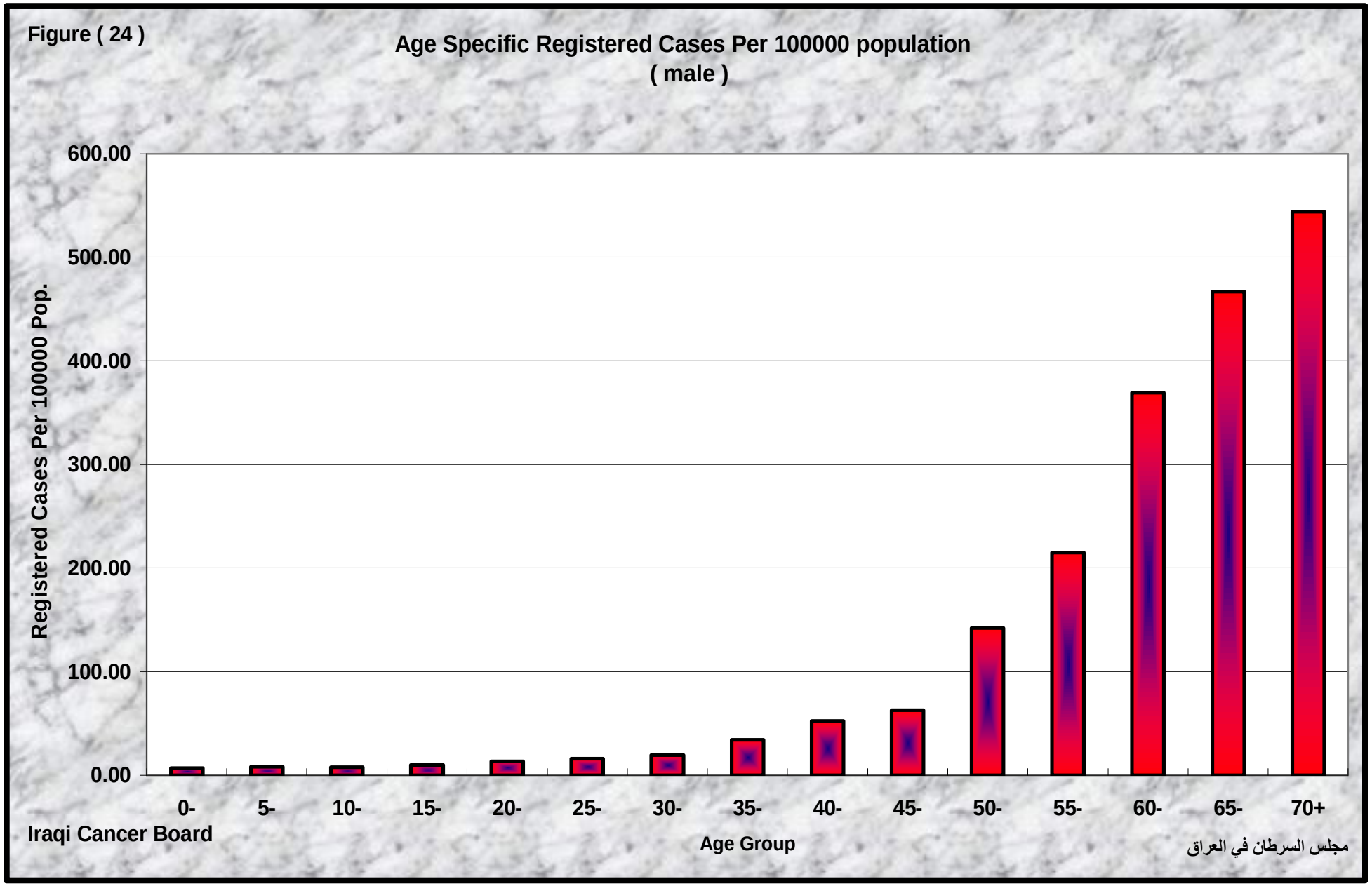
Age Specific Registered Cases Per 100000 population
(male)
Registered Cases Per 100000 Pop.
600.00
500.00
400.00
300.00
200.00
100.00
0.00
0-
5-
10-
15-
20-
25-
30-
35-
40-
45-
50-
55-
60-
65-
70+
Age Group
Iraqi Cancer Board
مجلس السرطان في العراق

Figure (25)

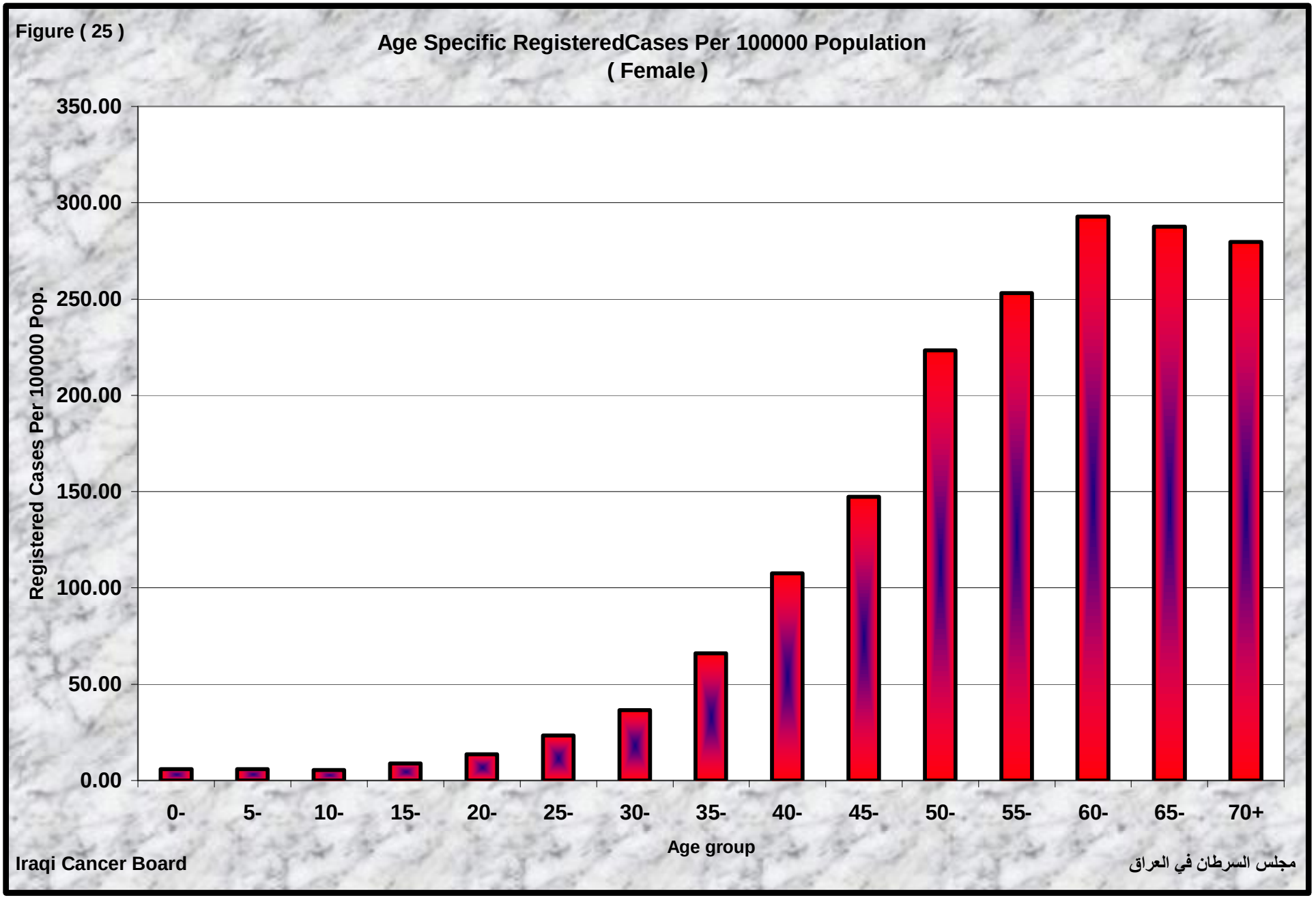
Age Specific RegisteredCases Per 100000 Population
(Female)
Registered Cases Per 100000 Pop.
350.00
300.00
250.00
200.00
150.00
100.00
50.00
0.00
0-
5-
10-
15-
20-
25-
30-
35-
40-
45-
50-
55-
60-
65-
70+
Age group
Iraqi Cancer Board
مجلس السرطان في العراق

Distribution by Age, Sex
&
Histological Classification

Of Top Ten Cancers

Childhood Cancer

Registry

Table (61)

Distribution of the Ten Main Cancers in Childhood Ranking According to Frequency (0 – 14 Years of Age) 2008

	SITE	TOTAL	MALE	FEMALE	% OF TOTAL
1	Leukemia	305	186	119	32.59
2	Brain	140	82	58	14.96
3	Non –Hodgkin's Lymphoma	119	79	40	12.71
4	KIDNEY	56	27	29	5.98
5	Hodgkin's Disease	45	25	20	4.81
6	Bone Other	38	24	14	4.06
7	Bon Marrow	33	16	17	3.53
8	EYE	31	18	13	3.31
9	SOFT TISSUES	26	14	12	2.78
10	NOS (Not Other Wise Specific)	20	9	11	2.14
	Total Ten	813	480	333	86.86
	All Site	936	551	385	100.00

Figure (26)

The Commonest Ten Cancers in Childhood (2008)

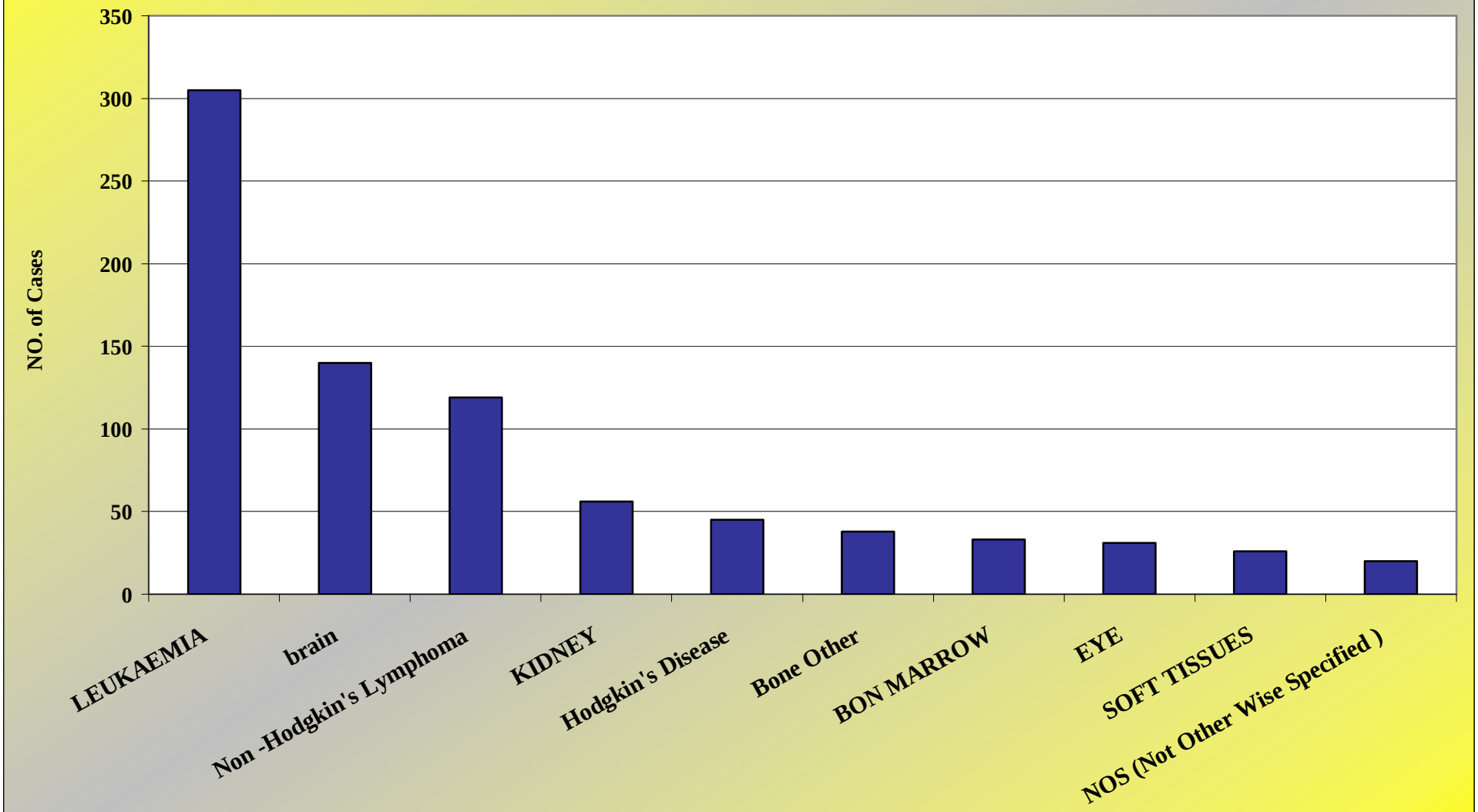

Iraqi Cancer Board

مجلس السرطان في العراق

Table (62)
The Number Of New Cases of Childhood Cancer and Percentage of Total By Primary Site, Age and Sex (2008)

		MALE						FEMALE				
SITE	ICD0	0-	5-	10-	Total	%		0-	5-	10-	Total	%
TONGUE - BASE	C01					0.00			1		1	0.26
TONGUE - OTHER	C02	2			2	0.36						0.00
PAROTID GLAND	C07			1	1	0.18						0.00
SALIVARY GLAND	C08					0.00				1	1	0.26
NASOPHARYNX	C11	1		5	6	1.09						0.00
PYRIFORM SINUS	C12					0.00			1		1	0.26
STOMACH	C16			2	2	0.36						0.00
RECTUM	C20	1			1	0.18						0.00
ANUS	C21					0.00			1		1	0.26
LIVER	C22	4	1	1	6	1.09		2			2	0.52
GALL BLADDER	C23					0.00						0.00
BILE TRACT	C24		1		1	0.18						0.00
OTHER DIGESTIVE ORGAN	C26					0.00				1	1	0.26
GLOTTIS / LARYNX	C32	1			1	0.18			1		1	0.26
HEART & MEDIASTINUM	C38	3			3	0.54		1			1	0.26
BONES - LIMBS	C40	1	2	5	8	1.45		2	2	3	7	1.82
BONES - OTHER	C41	4	1	11	16	2.90			2	5	7	1.82
BON MARROW	C42	8	3	5	16	2.90		3	12	2	17	4.42
SKIN , MELANOMA	C43		1	1	2	0.36						0.00
SKIN	C44		2	1	3	0.54			1	1	2	0.52
NERVES	C47		1		1	0.18		1			1	0.26
PERITONEUM	C48					0.00		1	1		2	0.52
SOFT TISSUES	C49	9	3	2	14	2.54		8	3	1	12	3.12
BREAST	C50					0.00			1	1	2	0.52
OVARY	C56					0.00		2	2	7	11	2.86
FEMALE GENITAL	C57					0.00		1			1	0.26
TESTIS	C62	7	1		8	1.45						0.00
KIDNEY	C64	18	9		27	4.90		24	4	1	29	7.53
BLADDER	C67	1	1		2	0.36			2	1	3	0.78
EYE	C69	15	3		18	3.27		7	4	2	13	3.38
MENINGES	C70	3			3	0.54		1		1	2	0.52
BRAIN	C71	14	29	18	61	11.07		16	16	17	49	12.73
SITE	ICD0	0-	5-	10-	Total	%		0-	5-	10-	Total	%

NERVOUS SYSTEM	C72	5	7	3	15	2.72		3		1	4	1.04
THYROID	C73			2	2	0.36		1	3		4	1.04
ADRENAL GLAND	C74	4		1	5	0.91		4	2		6	1.56
ENDOCRINE - OTHER	C75			3	3	0.54		2	2		4	1.04
NOS (Not Other Wise Specified)	C76	3	3	3	9	1.63		6	2	3	11	2.86
LYMPH NODES	C77	1	3	2	6	1.09		3	1	1	5	1.30
UNKNOWN	C80	5	6	5	16	2.90		1	2	2	5	1.30
Hodgkin's Disease		1	14	10	25	4.54		1	8	11	20	5.19
Non -Hodgkin's Lymphoma		25	34	20	79	14.34		16	15	9	40	10.39
MULTPLE MYELOMA			1		1	0.18						0.00
LEUKAEMIA		58	72	56	186	33.76		45	41	33	119	30.91
M. M. & L. D.			1	1	2	0.36						0.00
TOTAL		194	199	158	551	100.00		151	130	104	385	100.00

L e u k e m i a I n
I r a q

Table (63)

Distribution of Leukemia in Iraq by Year and Gender (All Ages)

Years	No. Of New Malignant Cases	No. Of Leukemia Cases	Male	Female	% Of Total
1991	5720	323	189	134	5.6
1992	8526	517	292	225	6.1
1993	8471	530	298	232	6.3
1994	7785	392	234	158	5.0
1995	7948	410	252	158	5.2
1996	8360	443	279	164	5.3
1997	8592	515	303	212	6.0
1998	9033	527	300	227	5.8
1999	8936	584	333	251	6.5
2000	10888	679	375	304	6.2
2001	13332	790	474	316	5.9
2002	13985	792	491	301	5.7
2003	11248	823	482	341	7.3
2004	14520	1392	796	596	9.6
2005	15172	964	535	429	6.35
2006	15226	1176	665	511	7.72
2007	14213	1226	677	549	8.6
2008	14180	960	555	405	6.77
Total	196135	13043	7530	5513	6.65

Figure (27)

Distribution of Leukemia in Iraq by Years And Gender

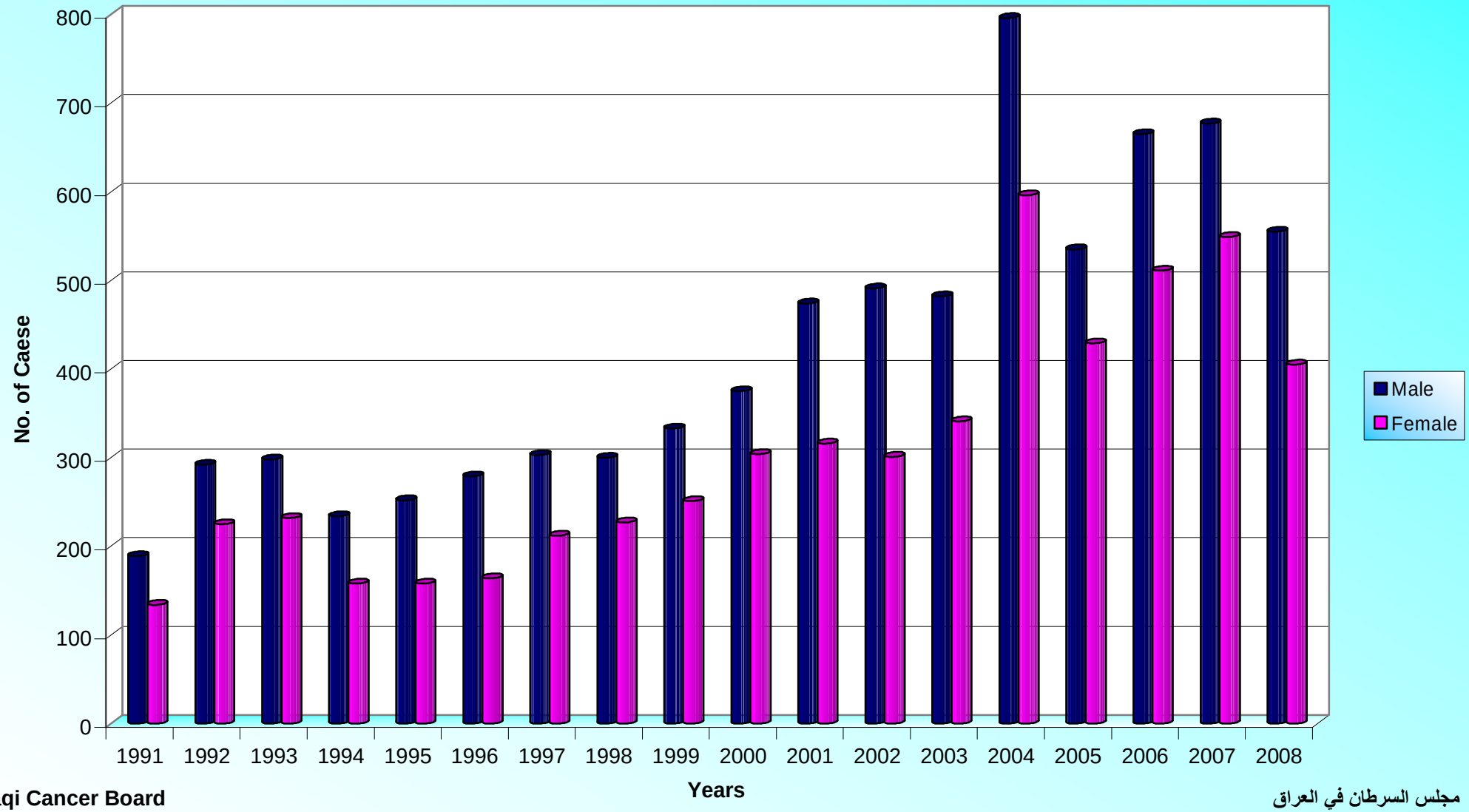

Iraqi Cancer Board

مجلس السرطان في العراق

Table (64)

Percentage Distribution of Leukemia in All Provinces 2008

Province	Total Cases	No. of Leukemia cases	Leukemia %	Registered Cases of Leukemia /100000 Pop.
Baghdad	3792	243	6.41	3.40
Nineveh	1012	45	4.45	1.49
Kirkuk	638	48	7.52	4.01
Al-Anbar	429	28	6.53	1.94
Salah-Aldin	390	18	4.62	1.44
Dyala	387	36	9.30	2.73
Kerballa	446	33	7.40	3.28
Al-Najaf	1031	56	5.43	4.61
Babil	1007	84	8.34	4.90
Wasit	400	23	5.75	1.99
Misan	299	24	8.03	2.35
Diwaniya	544	27	4.96	2.42
Thi-Qar	653	58	8.88	3.17
Al- Basrah	1340	101	7.54	3.95
Al-Muthana	244	19	7.79	2.67
Al-Sulaimaniyah	777	76	9.78	4.50
Duhok	261	31	11.88	3.15
Erbil	414	8	1.93	0.52

Figure A (28)

The Incidence Rate of Leukemia in Iraqi Provinces 2008

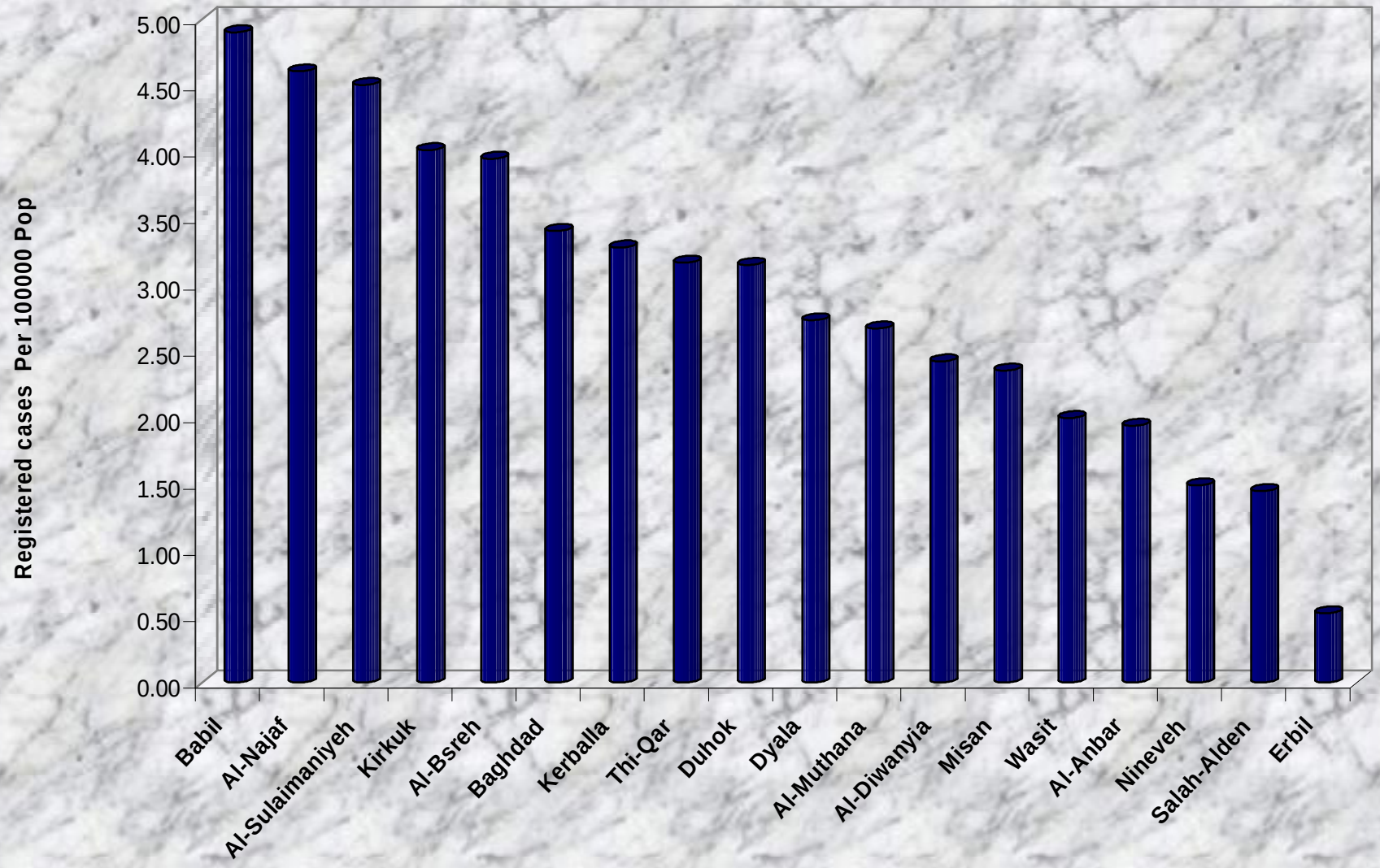

Iraqi Cancer Board

مجلس السرطان في العراق

Figure (28)

Percentage Distribution of Leukemia in All Provinces 2008

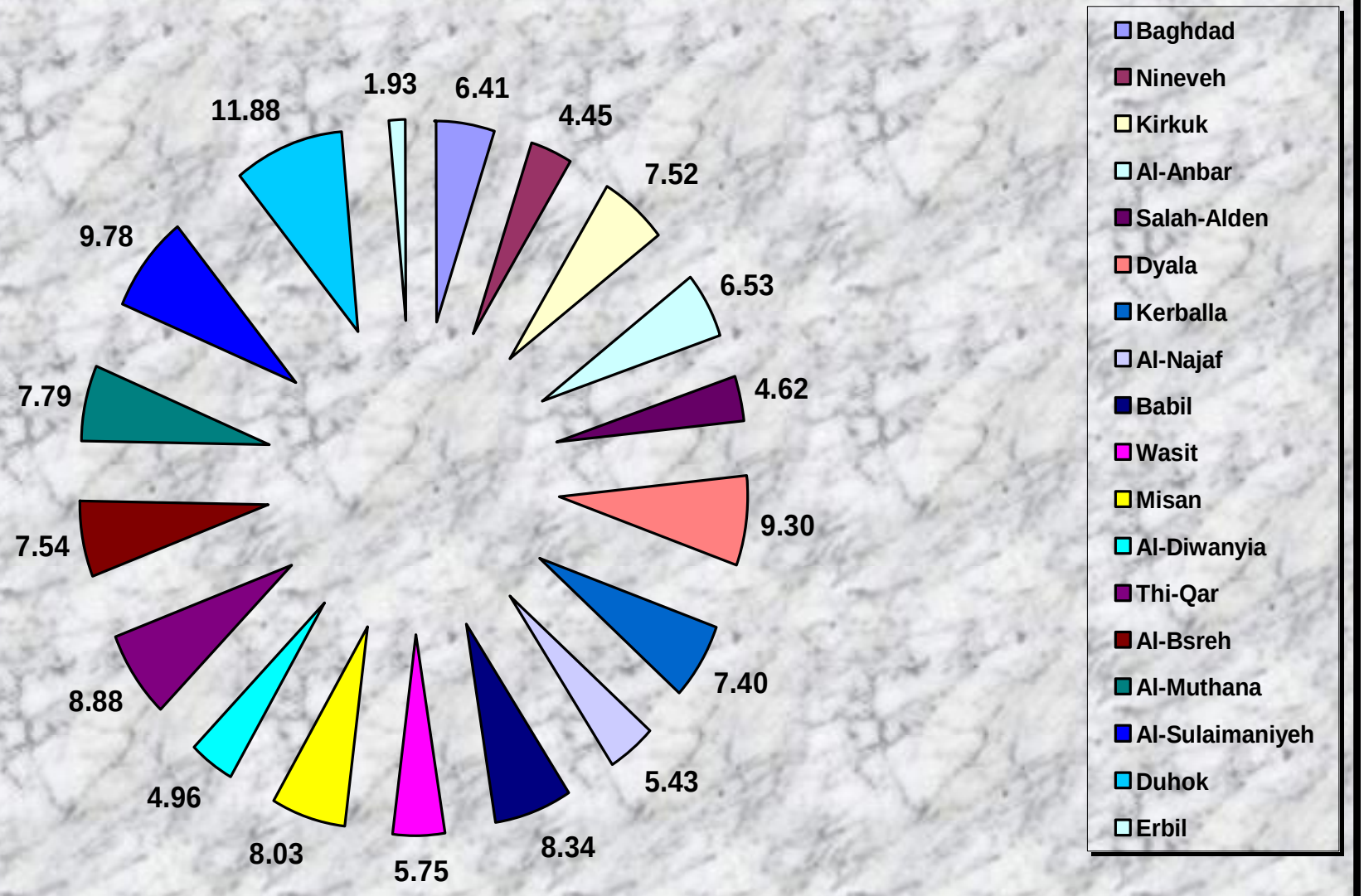

Iraqi Cancer Board

مجلس السرطان في العراق

Appendix
International Classification of Disease

ICD-O	Site
C00	Lip
C01	Tongue, base
C02	Tongue, other
C03	Gum
C04	Mouth, floor
C05	Mouth, palate
C06	Mouth, other
C07	Parotid gland
C08	Salivary glands, other
C09	Tonsil
C10	Oropharynx
C11	Nasopharynx
C12	Pyriform sinus
C13	Hypopharynx
C14	Other Lip, Oral, Pharynx
C15	Oesophagus
C16	Stomach
C17	Small intestine
C18	Colon
C19	Rectosigmoid junction
C20	Rectum
C21	Anus & anal canal
C22	Liver & bile ducts
C23	Gallbladder
C24	Biliary tract, other
C25	Pancreas
C26	Other digestive organs
C30	Nasal cavity, middle ear
C31	Accessory sinuses
C32	Larynx
C33	Trachea
C34	Bronchus & lung
C37	Thymus
C38	Heart, mediast. pleura
C39	Other respir. & thoracic
C40	Bone & cartilage, limbs
C41	Bone & cartilage, other
C42	Bon Marrow (for leukemia, see below)
C43	Skin, melanoma
C44	Skin, other
C47	Nerves, periferal & ANS

C48	Peritoneum & Retroperit.
C49	Other connect./soft tisseues
C50	Breast
C51	Vulva
C52	Vagina
C53	Cervix uteri
C54	Corpus uteri
C55	Uterus unspecified
C56	Ovary
C57	Female genital, other
C58	Placenta
C60	Penis
C61	Prostate
C62	Testis
C63	Male genital, other
C64	Kidney, not renal pelvis
C65	Renal pelvis
C66	Ureter
C67	Bladder
C68	Urinary organs, other
C69	Eye & adnexa
C70	Meninges
C71	Brain
C72	Nervous system, other
C73	Thyroid gland
C74	Adrenal gland
C75	Endocrine glands, other
C76	Unspecified sites
C77	Lymph Nodes
C80	Unknown primary site