Republic of Iraq

Ministry of Health and Environment

Iraqi Cancer Board

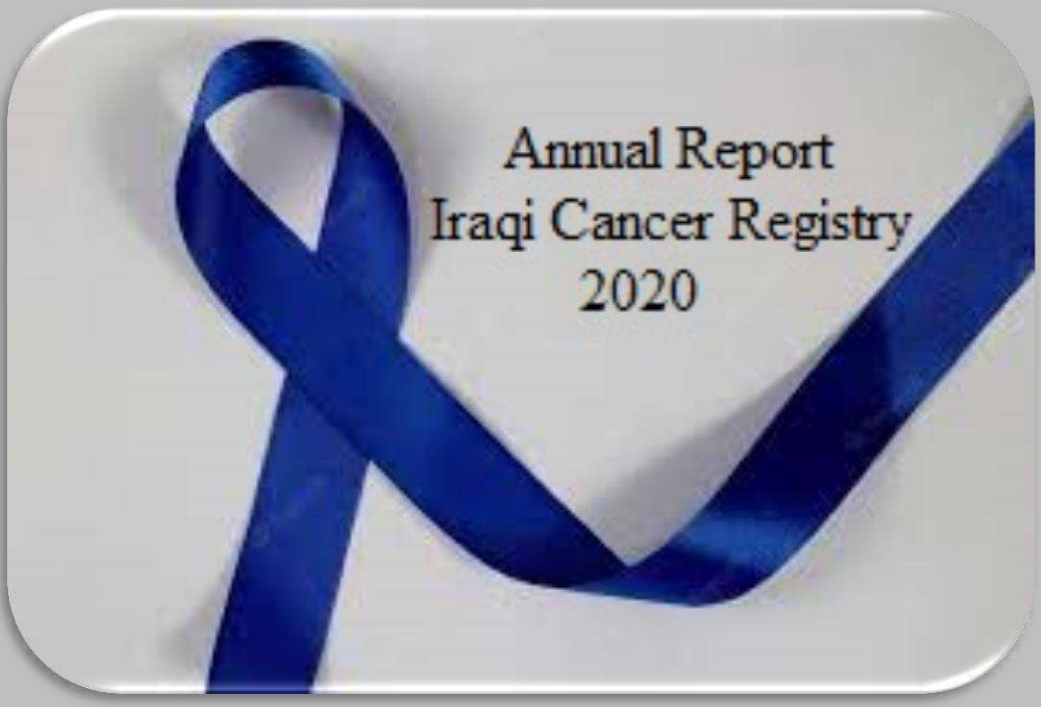

Republic of Iraq

Ministry of Health and Environment

Iraqi Cancer Board

Annual Report

Iraqi Cancer Registry

2020

Email: iqcaboard@moh.gov.iq

Acknowledgments

We would like to express our deepest thanks to the staff of hospitals, pathology laboratories, clinics, and Cancer Registry Units in each health directorates for their effort of collecting and entering data.

A special word of gratitude to
WHO Office in Iraq
for their ongoing technical support.

Iraqi Cancer Registry Team	
Dr. Khudhair Jasim Alrawag	MBChB, DMRT, Ass. Prof. Clinical Oncology /Secretary General of Iraqi Cancer Board
Dr. Khitam M. Ali	Specialist Epidemiology, Iraqi Cancer Registry Section
Athraa H. Hasan	Senior Head of Statisticians
Lamia M. Nasser	Senior Head of Statisticians
Khitam J. Selman	Senior Head of Statisticians
Menal H. Mola Mohamed	Statistical Chief Assi.
Joolan S. Mehidy	Deputy Manager
Ahmed F. Juad	Statistical Chief Assi.
Shaker H. Hady	Senior Medical Assistant
Kalid H. Hadi	Senior Laboratory Assistant
Rania A. Hasoun	Medical Assistant
Redhab M. Sahib	Programmer Chief Assi.
Malath K. Jabber	Accounting Director
Nadia A. Abo-Khdeef	Observer Assistant
Ali H. Kamil	Associate Researcher
Moshtaq T. Abdullah	Accountant Assistant

Checking and Review Team		
Dr. Khudhair Jasim Alrawag	MBChB, DMRT, Ass. Prof. Clinical Oncology /Secretary General of Iraqi Cancer Board	Chief
Dr.Ahmed Zuhair Alsammarraie	MBChB, FICMS, Fellow of Iraqi Council of Medical Specialties in Medical Oncology Oncology Teaching Hospital, Baghdad Medical City	Member
Dr.Ameer Dhahir Hameedi	MBChB, FICMS Pathology College of Medicine, University of Baghdad	Member
Dr.Awf A. Sulaiman	MBChB FJMC Board Certified Radiation Oncologist Baghdad Center for Radiotherapy & Nuclear Medicine / Baghdad Medical City.	
Dr. Anmar Z. Khalef	Specialist Medical Oncology, Therapeutic Center Section of Iraqi Cancer Board	Member
Dr.Zainab Faisal Mohammed H.	MBChB, FICMS, Fellow of Iraqi Council of Medical Specialties in Medical Oncology Oncology Teaching Hospital, Baghdad Medical City	Member
Dr.Faris Al-Lami	Department of Community and Family Medicine, College of Medicine, University of Baghdad	Member

List of Contents

Contents	Page No.
Acknowledgments	**I**
Iraqi Cancer Registry Team, Checking and Review Team	**III**
List of Tables	**VIII**
List of Figures	**XII**
List of Abbreviations	**XVI**
Summary	**1**
Introduction	**3**
1. Iraqi Cancer Registry (ICR)	
1.1. Description of ICR	**9**
1.2. History of ICR	**9**
1.3. Publication of ICR	**9**
1.4. Source of information	**9**
1.5. Data recorded	**9**
1.6. Data collection and techniques	**9**
1.7. Objectives	**10**
1.8. Vision	**10**
1.9. Mission	**10**
2. Iraqi Geography and Population	
2.1. Geography	**13**
2.2. Population	**13**
3. Results	
3.1. History of Cancer in Iraq	
3.1.1. Distribution and the incidence rate of new cases of cancer, Iraq, 1994 - 2020	**19**
3.1.2. Trend of the incidence rate of new cases of cancer, Iraq, 1994-2020	**22**
3.2. New Cases of Cancer in Iraq, 2020	
3.2.1. Distribution and the incidence rate of cancer, Iraq, 2020	**25**
3.2.2. The pattern of the incidence rate of cancer by age group, Iraq, 2020	**26**
3.2.3. Distribution and the incidence rate of cancer by governorates stratified by gender, Iraq, 2020	**27**
3.2.4. Distribution and the incidence rate of cancer by ICD-O, site, and gender, Iraq, 2020	**31**
3.2.5. Distribution of cancers by site of the tumor, age group and gender, Iraq, 2020	**34**
3.2.6. Distribution of cancers by site of the tumor, governorates and gender, Iraq, 2020	**42**
3.3. Top ten cancers in Iraq, 2020	
3.3.1. Distribution and the incidence rate of the top ten cancers, Iraq, 2020	**55**

Contents				Page No.
3.	3.3.	3.3.2.	Distribution and the incidence rate of the top ten cancers in males, Iraq, 2020	56
		3.3.3.	Distribution and the incidence rate of the top ten cancers in Females, Iraq, 2020	57
		3.3.4.	Distribution and the incidence rate of the top ten cancers by Site, age group and gender, Iraq, 2020	58
		3.3.5.	Distribution and the incidence rate of the top ten cancers by site, governorates and gender, Iraq, 2020	60
	3.4.	**Distribution and incidence rate of new cases of cancer for each governorate stratified by ICD-O Code, site of the tumor, gender, and age group.**		
		3.4.1.	Karbala governorate	67
		3.4.2.	Erbil governorate	75
		3.4.3.	Al-Sulaimaniya governorate	83
		3.4.4.	Baghdad governorates	91
		3.4.5.	Al-Najaf governorate	99
		3.4.6.	Al-Qadeseya governorate	107
		3.4.7.	Al-Basra governorate	115
		3.4.8.	Diyala governorate	123
		3.4.9.	ThiQar governorate	131
		3.4.10.	Wasit governorate	139
		3.4.11.	Babil governorate	147
		3.4.12.	Al-Anbar governorate	155
		3.4.13.	Salah Al-Deen governorate	163
		3.4.14.	Nineveh governorate	171
		3.4.15.	Misan governorate	179
		3.4.16.	Duhok governorate	187
		3.4.17.	Al-Muthana governorate	195
		3.4.18.	Kirkuk governorate	203
	3.5.	**Morphology of the top ten cancer in Iraq in 2020**		
		3.5.1.	Morphology of the top ten cancers in the males, Iraq, 2020	211
		3.5.2.	Morphology of the top ten cancers in the females, Iraq, 2020	221
	3.6.	**Child cancer 0-14 years in Iraq in 2020**		
		3.6.1.	Distribution and the incidence rate of top ten cancers in children 0-14 year , Iraq, 2020	233
		3.6.2.	Distribution and the incidence rate of top ten cancers in male children 0-14 year, Iraq, 2020	234
		3.6.3.	Distribution and the incidence rate of top ten cancers in female children0-14 year, Iraq, 2020	235
		3.6.4.	Distribution and incidence rate of cancer in children 0-14 year by site and age group, Iraq, 2020	236
		3.6.5.	Distribution and the incidence rate of top ten cancers in children 0-14year by Site and governorates, Iraq, 2020	237
		3.6.6.	Distribution and the incidence rate of new cases of cancer in children 0-14 year by site, ICD-O and gender, Iraq, 2020	239

Contents				Page No.
3.	**3.7.**	**Cancer mortality in Iraq in 2020**		
		3.7.1.	Distribution and the incidence rate of the top ten cancers mortality in Iraq, 2020	**243**
		3.7.2.	Distribution and the incidence rate of the top ten cancers mortality in males, Iraq, 2020	**244**
		3.7.3.	Distribution and the incidence rate of the top ten cancers mortality in females, Iraq, 2020	**245**
		3.7.4.	Distribution and the incidence rate of the top ten of cancers mortality by site and age group, Iraq, 2020	**246**
		3.7.5.	Distribution and the incidence rate of the top ten of cancers mortality by site and governorates, Iraq, 2020	**248**
		3.7.6	Distribution and the incidence rate of cancer mortality by site, ICD-O and gender, Iraq, 2020	**250**
		3.7.7	Distribution and the mortality rate of the top ten cancers in children 0-14 year, Iraq, 2020	**253**
		3.7.8	Distribution and the mortality rate of the top ten cancers mortality in male children 0-14 year, Iraq, 2020	**254**
		3.7.9	Distribution and the mortality rate of the top ten cancers mortality in female children 0-14 year, Iraq, 2020	**255**
		3.7.10	Distribution and the mortality rate of the top ten cancers mortality in children 0-14year by site and age group, Iraq, 2020	**256**
		3.7.11	Distribution of the top ten cancers mortality in children 0-14year by site and governorates, Iraq, 2020	**257**
		3.7.12	Distribution and the mortality rate of cancer mortality in children 0-14 year by site, ICD-O and gender, Iraq, 2020	**259**
Annex: CanReg5 form				
References				
Summary in Arabic				

List of Tables

Table No.	Table Title	Page No.
1	Top 20 leading cause of death in the Eastern Mediterranean Region, estimated number, 2015 - 2030	4
2	Top 10 leading cause of death in Iraq, 2020	5
3	Estimated number and percentage of Iraq population by gender and age group, 2020	14
4	Estimated number of Iraq population by governorates and gender, 2020	16
5	Distribution and the incidence rate /100,000 population of cancer by gender, Iraq, 1994-2020	19
6	Distribution, crude incidence rate /100,000 Iraqi populations and the age standardized ir rate /100,000 of cancer by age group and gender, Iraq, 2020	25
7	Distribution and the incidence rate of cancer by governorates, Iraq, 2020	27
8	Distribution and the incidence rate of cancer /100,000 population by ICD-O, site and gender, Iraq, 2020	31
9	Distribution of cancer in males by site of the tumor and age group, Iraq, 2020	34
10	Distribution of cancer in females by site of the tumor and age group, Iraq, 2020	38
11	Distribution of cancer in males by site of the tumor and governorates, Iraq, 2020	42
12	Distribution of cancer in females by site of the tumor and governorates, Iraq, 2020	46
13	Distribution of the top ten cancers, Iraq, 2020	55
14	Distribution of the top ten cancers in males, Iraq, 2020	56
15	Distribution of the top ten cancers in females, Iraq, 2020	57
16	Distribution of the top ten cancers by site and age group, Iraq, 2020	58
17	Distribution of the top ten cancers by site and governorates, Iraq, 2020	60
18	Distribution of the top ten cancers in Karbala, Iraq, 2020	67
19	Distribution of the top ten cancers in males, Karbala, Iraq, 2020	68
20	Distribution of the top ten cancers in females, Karbala, Iraq, 2020	69
21	Distribution and the incidence rate of cancer/100,000 populations by ICD-O, site and gender in Karbala, Iraq, 2020	70
22	Distribution of the top ten cancers in Erbil, Iraq, 2020	75
23	Distribution of the top ten cancers in males, Erbil, Iraq, 2020	76
24	Distribution of the top ten cancers in females, Erbil, Iraq, 2020	77
25	Distribution and the incidence rate of cancer /100,000 populations by ICD-O, site and gender in Erbil, Iraq, 2020	78
26	Distribution of the top ten cancers in Al-Sulaimaniya, Iraq, 2020	83
27	Distribution of the top ten cancers in males, Al-Sulaimaniya, Iraq, 2020	84
28	distribution of the top ten cancers in females, Al-Sulaimaniya, Iraq, 2020	85
29	Distribution and the incidence rate of cancer /100,000 populations by ICD-O, site and gender in Al-Sulaimaniya, Iraq, 2020	86
30	Distribution of the top ten cancers in Baghdad, Iraq, 2020	91
31	distribution of the top ten cancers in males, Baghdad, Iraq, 2020	92
32	Distribution of the top ten cancers in females, Baghdad , Iraq, 2020	93
33	Distribution and the incidence rate of cancer /100,000 populations by ICD-O, site and gender in Baghdad, Iraq, 2020	94

Table No.	Table Title	Page No.
34	Distribution of the top ten cancers in Al-Najaf, Iraq, 2020	99
35	Distribution of the top ten cancers in males, Al-Najaf, Iraq, 2020	100
36	Distribution of the top ten cancers in females, Al-Najaf, Iraq, 2020	101
37	Distribution and the incidence rate of cancer /100,000 populations by ICD-O, site and gender in Al-Najaf, Iraq, 2020	102
38	Distribution of the top ten cancers in Al-Qadeseya, Iraq, 2020	107
39	Distribution of the top ten cancers in males, Al-Qadeseya, Iraq, 2020	108
40	Distribution of the top ten cancers in females, Al-Qadeseya, Iraq, 2020	109
41	Distribution and the incidence rate of cancer /100,000 populations by ICD-O, site and gender in Al-Qadeseya, Iraq, 2020	110
42	Distribution of the top ten cancers in Al-Basra, Iraq, 2020	115
43	Distribution of the top ten cancers in males, Al-Basra, Iraq, 2020	116
44	Distribution of the top ten cancers in females, Al-Basra, Iraq, 2020	117
45	Distribution and the incidence rate of cancer /100,000 populations by ICD-O, site and gender in Al-Basra, Iraq, 2020	118
46	Distribution of the top ten cancers in Diyala, Iraq, 2020	123
47	Distribution of the top ten cancers in males, Diyala, Iraq, 2020	124
48	Distribution of the top ten cancers in females, Diyala, Iraq, 2020	125
49	Distribution and the incidence rate of cancer /100,000 populations by ICD-O, site and gender in Diyala, Iraq, 2020	126
50	Distribution of the top ten cancers in ThiQar, Iraq, 2020	131
51	Distribution of the top ten cancers in males, ThiQar, Iraq, 2020	132
52	Distribution of the top ten cancers in females, ThiQar, Iraq, 2020	133
53	Distribution and the incidence rate of cancer /100,000 populations by ICD-O, site and gender in ThiQar, Iraq, 2020	134
54	Distribution of the top ten cancers in Wasit, Iraq, 2020	139
55	Distribution of the top ten cancers in males, Wasit, Iraq, 2020	140
56	Distribution of the top ten cancers in females, Wasit, Iraq, 2020	141
57	Distribution and the incidence rate of cancer /100,000 populations by ICD-O, site and gender in Wasit, Iraq, 2020	142
58	Distribution of the top ten cancers in Babil, Iraq, 2020	147
59	Distribution of the top ten cancers in males, Babil, Iraq, 2020	148
60	Distribution of the top ten cancers in females, Babil, Iraq, 2020	149
61	Distribution and the incidence rate of cancer /100,000 populations by ICD-O, site and gender in Babil, Iraq, 2020	150
62	Distribution of the top ten cancers in Al-Anbar, Iraq, 2020	155
63	Distribution of the top ten cancers in males, Al-Anbar, Iraq, 2020	156
64	Distribution of the top ten cancers in females, Al-Anbar, Iraq, 2020	157
65	Distribution and the incidence rate of cancer /100,000 populations by ICD-O, site and gender in Al-Anbar, Iraq, 2020	158
66	Distribution of the top ten cancers in Salah Al-Deen, Iraq, 2020	163
67	Distribution of the top ten cancers in males, Salah Al-Deen, Iraq, 2020	164
68	Distribution of the top ten cancers in females, Salah Al-Deen, Iraq, 2020	165
69	Distribution and the incidence rate of cancer /100,000 populations by ICD-O, site and gender in Salah Al-Deen, Iraq, 2020	166
70	Distribution of the top ten cancers, Nineveh, Iraq, 2020	171
71	Distribution of the top ten cancers in males, Nineveh, Iraq, 2020	172

Table No.	Table Title	Page No.
72	Distribution of the top ten cancers in females, Nineveh, Iraq, 2020	173
73	Distribution and the incidence rate of cancer /100,000 populations by ICD-O, site and gender in Nineveh, Iraq, 2020	174
74	Distribution of the top ten cancers in Misan, Iraq, 2020	179
75	Distribution of the top ten cancers in males, Misan, Iraq, 2020	180
76	Distribution of the top ten cancers in females, Misan, Iraq, 2020	181
77	Distribution and the incidence rate of cancer /100,000 populations by ICD-O, site and gender in Misan, Iraq, 2020	182
78	Distribution of the top ten cancers in Duhok, Iraq, 2020	187
79	Distribution of the top ten cancers in males, Duhok, Iraq, 2020	188
80	Distribution of the top ten cancers in females, Duhok, Iraq, 2020	189
81	Distribution and the incidence rate of cancer /100,000 populations by ICD-O, site and gender in Duhok, Iraq, 2020	190
82	Distribution of the top ten cancers in Al-Muthana, Iraq, 2020	195
83	Distribution of the top ten cancers in males, Al-Muthana, Iraq, 2020	196
84	Distribution of the top ten cancers in females, Al-Muthana, Iraq, 2020	197
85	Distribution and the incidence rate of cancer /100,000 populations by ICD-O, site and gender in Al-Muthana, Iraq, 2020	198
86	Distribution of the top ten cancers in Kirkuk, Iraq, 2020	203
87	Distribution of the top ten cancers in males, Kirkuk, Iraq, 2020	204
88	Distribution of the top ten cancers in females, Kirkuk, Iraq, 2020	205
89	Distribution and the incidence rate of cancer /100,000 populations by ICD-O, site and gender in Kirkuk, Iraq, 2020	206
90	Distribution of the top ten cancers in children 0-14 year, Iraq, 2020	233
91	Distribution of the top ten cancers in male children 0-14 year, Iraq, 2020	234
92	Distribution of the top ten cancers in female children 0-14 year, Iraq, 2020	235
93	Distribution of the top ten cancers in children 0-14 year by site and age group, Iraq, 2020	236
94	Distribution of the top ten cancers in children 0-14year by site and governorates, Iraq, 2020	237
95	Distribution and the incidence rate of cancer in children 0-14 year /100, 000 children 0-14 year populations by site, gender and ICD-O, Iraq, 2020	239
96	Distribution of the top ten cancers mortality, Iraq, 2020	243
97	Distribution of the top ten cancers mortality in male, Iraq, 2020	244
98	Distribution of the top ten cancers mortality in female, Iraq, 2020	245
99	Distribution, crude mortality rate /100,000 Iraqi populations and the age standardized mortality rate/100,000 of the top ten cancers mortality in Iraq by site and age group, 2020	246
100	Distribution of the top ten cancers mortality in Iraq by site and governorates, Iraq, 2020	248
101	Distribution and Mortality rate /100,000 populations of crude cancers mortality by gender, Iraq, 2020	250
102	Distribution of the top ten cancers mortality in children 0-14 year, Iraq, 2020	253
103	Distribution of the top ten cancers mortality in male children 0-14 year, Iraq, 2020	254
104	Distribution of the top ten cancers mortality in female children 0-14 year, Iraq, 2020	255

Table No.	Table Title	Page No.
105	Distribution of the top ten cancers mortality in children 0-14 year by site and age group, Iraq, 2020	**256**
106	Distribution of the top ten cancers mortality in children 0-14year by site and governorates, Iraq, 2020	**257**
107	Distribution and mortality rate of cancers mortality in children 0-14 year / 100, 000 children 0-14 year populations by site, gender and ICD-O, Iraq, 2020	**259**

List of Figures

Figure No.	Figure Title	Page No.
1	Pyramid of the estimated percentage of Iraq's population by gender and age group, 2020	15
2	Percentage of new cases of cancer by gender, Iraq, 1994-2020	20
3	Number of new cases of cancer by gender, Iraq, 1994-2020	21
4	Trend of the incidence rate of cancer in Iraq/100,000 population, 1994 – 2020	22
5	Trend of the incidence rate of new cases of cancer in Iraq /100,000 Iraqi population by age group and gender, 2020	26
6	The incidence rate of cancer /100,000 population by governorates, Iraq, 2020	28
7	The incidence rate of cancer in males /100,000 male population by governorates, Iraq, 2020	29
8	The incidence rate of cancer in females /100,000 female population by governorates, Iraq, 2020	30
9	The incidence rate of the top ten cancers /100,000 population, Iraq, 2020	55
10	The incidence rate of the top ten cancers in males /100,000 male population, Iraq, 2020	56
11	The incidence rate of the top ten cancers in females /100,000 female population, Iraq, 2020	57
12	The incidence rate of the top ten cancers /100, 000 population by age group, Iraq, 2020	59
13	The incidence rate of the top ten cancers /100, 000 population by governorates, Iraq, 2020	61
14	The incidence rate of the top ten cancers in Karbala /100,000 Karbala populations, Iraq, 2020	67
15	The incidence rate of the top ten cancers in males /100,000 male populations, Karbala , Iraq, 2020	68
16	The incidence rate of the top ten cancers in females /100,000 female populations, Karbala , Iraq, 2020	69
17	The incidence rate of the top ten cancers in Erbil/100,000 Erbil populations, Iraq, 2020	75
18	The incidence rate of the top ten cancers in males / 100,000 male populations, Erbil, Iraq, 2020	76
19	The incidence rate of the top ten cancers in females /100,000 female populations, Erbil, Iraq, 2020	77
20	The incidence rate of the top ten cancers in Al-Sulaimaniya /100,000 Al-Sulaimaniya populations, Iraq, 2020	83
21	The incidence rate of the top ten cancers in males /100,000 male populations, Al-Sulaimaniya , Iraq, 2020	84
22	The incidence rate of the top ten cancers in females / 100,000 female populations, Al-Sulaimaniya , Iraq, 2020	85
23	The incidence rate of the top ten cancers in Baghdad /100,000 Baghdad populations, Iraq, 2020	91
24	The incidence rate of the top ten cancers in males / 100,000 male populations, Baghdad, Iraq, 2020	92

Figure No.	Figure Title	Page No.
25	The incidence rate of the top ten cancers in females / 100,000 female populations, Baghdad, Iraq, 2020	93
26	The incidence rate of the top ten cancers in Al-Najaf /100,000 Al-Najaf populations, Iraq, 2020	99
27	The incidence rate of the top ten cancers in males / 100,000 male populations, Al-Najaf, Iraq, 2020	100
28	The incidence rate of the top ten cancers in females / 100,000 female populations, Al-Najaf, Iraq, 2020	101
29	The incidence rate of the top ten cancers in Al-Qadeseya /100,000 Al-Qadeseya populations, Iraq, 2020	107
30	The incidence rate of the top ten cancers in males / 100,000 male populations, Al-Qadeseya, Iraq, 2020	108
31	The incidence rate of the top ten cancers in females / 100,000 female populations, Al-Qadeseya, Iraq, 2020	109
32	The incidence rate of the top ten cancers in Al-Basra /100,000 Al-Basra populations, Iraq, 2020	115
33	The incidence rate of the top ten cancers in males / 100,000 male populations, Al-Basra, Iraq, 2020	116
34	The incidence rate of the top ten cancers in females/100,000 female populations, Al-Basra, Iraq, 2020	117
35	The incidence rate of the top ten cancers in Diyala /100,000 Diyala populations, Iraq, 2020	123
36	The incidence rate of the top ten cancers in males / 100,000 male populations, Diyala, Iraq, 2020	124
37	The incidence rate of the top ten cancers in females / 100,000 female populations, Diyala, Iraq, 2020	125
38	The incidence rate of the top ten cancers in ThiQar /100,000 ThiQar populations, Iraq, 2020	131
39	The incidence rate of the top ten cancers in males / 100,000 male populations, ThiQar, Iraq, 2020	132
40	The incidence rate of the top ten cancers in females / 100,000 female populations, ThiQar, Iraq, 2020	133
41	The incidence rate of the top ten cancers in Wasit/100,000 Wasit populations, Iraq, 2020	139
42	The incidence rate of the top ten cancers in males / 100,000 male populations, Wasit, Iraq, 2020	140
43	The incidence rate of the top ten cancers in females / 100,000 female populations, Wasit, Iraq, 2020	141
44	The incidence rate of the top ten cancers in Babil /100,000 Babil populations, Iraq, 2020	147
45	The incidence rate of the top ten cancers in males / 100,000 male populations, Babil, Iraq, 2020	148
46	The incidence rate of the top ten cancers in females / 100,000 female populations, Babil, Iraq, 2020	149
47	The incidence rate of the top ten cancers in Al-Anbar /100,000 Al-Anbar populations, Iraq, 2020	155

Figure No.	Figure Title	Page No.
48	The incidence rate of the top ten cancers in males / 100,000 male populations, Al-Anbar, Iraq, 2020	156
49	The incidence rate of the top ten cancers in females / 100,000 female populations, Al-Anbar, Iraq, 2020	157
50	The incidence rate of the top ten cancers in Salah Al-Deen /100,000 Salah Al-Deen populations, Iraq, 2020	163
51	The incidence rate of the top ten cancers in males / 100,000 male populations, Salah Al-Deen, Iraq, 2020	164
52	The incidence rate of the top ten cancers in females / 100,000 female populations, Salah Al-Deen, Iraq, 2020	165
53	The incidence rate of the top ten cancers in Nineveh /100,000 Nineveh populations, Iraq, 2020	171
54	The incidence rate of the top ten cancers in males / 100,000 male populations, Nineveh, Iraq, 2020	172
55	The incidence rate of the top ten cancers in females / 100,000 female populations, Nineveh, Iraq, 2020	173
56	The incidence rate of the top ten cancers in Misan /100,000 Misan populations, Iraq, 2020	179
57	The incidence rate of the top ten cancers in males / 100,000 male populations, Misan, Iraq, 2020	180
58	The incidence rate of the top ten cancers in females / 100,000 female populations, Misan, Iraq, 2020	181
59	The incidence rate of the top ten cancers in Duhok /100,000 Duhok populations, Iraq, 2020	187
60	The incidence rate of the top ten cancers in males / 100,000 male populations, Duhok, Iraq, 2020	188
61	The incidence rate of the top ten cancers in females /100,000 female populations, Duhok, Iraq, 2020	189
62	The incidence rate of the top ten cancers in Al Muthana /100,000 Al Muthana populations, Iraq, 2020	195
63	The incidence rate of the top ten cancers in males / 100,000 male populations, Al Muthana , Iraq, 2020	196
64	The incidence rate of the top ten cancers in females / 100,000 female populations, Al Muthana , Iraq, 2020	197
65	The incidence rate of the top ten cancers in Kirkuk /100,000 Kirkuk populations, Iraq, 2020	203
66	The incidence rate of the top ten cancers in males / 100,000 male populations, Kirkuk, Iraq, 2020	204
67	The incidence rate of the top ten cancers in females / 100,000 female populations, Kirkuk, Iraq, 2020	205
68	Bronchus & lung cancer in the males by the type of morphology, Iraq, 2020	211
69	Colorectal cancer in the males by the type of morphology, Iraq, 2020	212
70	Urinary bladder cancer in the males by the type of morphology, Iraq, 2020	213
71	Prostate cancer in the males by the type of morphology, Iraq, 2020	214

Figure No.	Figure Title	Page No.
72	Brain & other CNS tumor in the males by the type of morphology, Iraq, 2020	215
73	Leukemia in the males by the type of morphology, Iraq, 2020	216
74	Non-Hodgkin Lymphomas in the males by the type of morphology, Iraq, 2020	217
75	Stomach cancer in the males by the type of morphology, Iraq, 2020	218
76	Kidney cancer in the males by the type of morphology, Iraq, 2020	219
77	Pancreas cancer in the males by the type of morphology, Iraq, 2020	220
78	Breast cancer in the females by the type of morphology, Iraq, 2020	221
79	Thyroid gland cancer in the females by the type of morphology, Iraq, 2020	222
80	Colorectal cancer in the females by the type of morphology, Iraq, 2020	223
81	Brain & other CNS tumor cancer in the females by the type of morphology, Iraq, 2020	224
82	Bronchus & lung cancer in female by the type of morphology, Iraq, 2020	225
83	Leukemia in the females by the type of morphology, Iraq, 2020	226
84	Ovary cancer in the females by the type of morphology, Iraq, 2020	227
85	Uterus unspecified cancer in the females by the type of morphology, Iraq, 2020	228
86	Non-Hodgkin Lymphoma in the females by the type of morphology, Iraq, 2020	229
87	Unknown primary site cancer in the females by the type of morphology, Iraq, 2020	230
88	The incidence rate of top ten cancers in children 0-14 year /100, 000 children 0-14 year populations, Iraq, 2020	233
89	The incidence rate of top ten cancers in male children 0-14 year /100, 000 male children 0-14 year populations, Iraq, 2020	234
90	The incidence rate of top ten cancers in female children 0-14 year /100, 000 female children 0-14 year populations, Iraq, 2020	235
91	The incidence rate of top ten cancers in children 0-14 year /100,000 children 0-14 year populations by age group, Iraq, 2020	236
92	The incidence rate of top ten cancers in children 0-14year / 100,000 children 0-14 year populations by governorates, Iraq, 2020	238
93	The mortality rate of the top ten cancers in Iraq/ 100,000 populations, 2020	243
94	The mortality rate of the top ten cancers in male/ 100,000 male populations, Iraq, 2020	244
95	The mortality rate of the top ten cancers in female/ 100,000 female populations, Iraq, 2020	245
96	The mortality rate of the top ten cancers in Iraq/100,000 Iraqi populations by age group, 2020	247
97	The mortality rate of the top ten cancers in Iraq/100,000 populations by governorates, 2020	249

Figure No.	Figure Title	Page No.
98	The mortality rate of the top ten cancers mortality in children 0-14 year /100, 000 children 0-14 year populations, Iraq, 2020	253
99	The mortality rate of the top ten cancers mortality in male children 0-14 year /100, 000 male children 0-14 year populations, Iraq, 2020	254
100	The mortality rate of the top ten cancers mortality in female children 0-14 year /100, 000 female children 0-14 year populations, Iraq, 2020	255
101	The mortality rate of the top ten cancers mortality in children 0-14 year /100,000 children 0-14 year populations by age group, Iraq, 2020	256
102	The mortality rate of the top ten cancers mortality in children 0-14 year /100,000 children 0-14 year populations by governorates, Iraq, 2020	258

List of Abbreviations

P	**Population**
FP	**Female Population**
MP	**Male Population**
EMR	**Eastern Mediterranean Region**
IARC	**International Agency for Research on Cancer**
HIV	**Human Immunodeficiency Virus**
ADIS	**Acquired Immune Deficiency Syndrome**
ICR	**Iraqi Cancer Registry**
ICD-O	**International Classification of Diseases for Oncology**
IR	**Incidence Rate**
ASIR	**Age Standardized Incidence Rate**
CNS	**Central Nervous System**
ASMR	**Age Standardized Mortality Rate**

Summary:

Iraqi Cancer Registry Annual Report provides information about cancer in Iraq including new cases of cancer and mortality. The data are collected from hospitals and laboratories (public and private) in all directorates of health in Iraq by the CanReg5 program.

The total number of new cases of cancer during the year 2020 was 31,692. The age standardized incidence rate was 123.83/100,000. Related to the governorates the highest incidence rate in Iraq was recorded in Karbala (107.92/100.000 P). In males, the highest incidence rate was recorded in Al-Sulaimaniya (100.46/100,000 MP), while in females the highest incidence rate was recorded in Karbala (124.61/100,000 FP). The lowest incidence rate in Iraq was recorded in Kirkuk (56.80/100.000 P), the lowest incidence rate in males was recorded in Kirkuk also (42.29/100,000 MP), while in females the lowest incidence rate was recorded in Duhok (55.75/100,000 FP).

The trend of the incidence rate of new cases of cancer increased from the year 1994 (38.91/100,000 P) to the year 2020 (78.93/100,000 P).

The top ten cancers in both genders were breast (19.74%, 15.58/100,000 P), bronchus & lung (7.86%, 6.20/100,000 P), colorectal (6.97%, 5.50/100,000 P), brain & other central nervous system tumor (CNS) (6.21%, 4.90/100,000 P), leukemia (5.34%, 4.22/100,000 P), urinary bladder (4.58%, 3.61/100,000 P), thyroid gland (4.45%, 3.51/100,000 P), Non-Hodgkin lymphomas (4.06%, 3.21/100,000 P), prostate (3.40%, 5.29/100,000 MP),and stomach (3.25%, 2.57/100,000 P).

The top ten cancers in males were bronchus & lung (12.51 %, 8.50/100,000 MP), colorectal (8.37%, 5.69/100,000 MP), urinary bladder (7.87%, 5.35/100,000 MP), prostate (7.79%, 5.29/100,000 MP), brain & other central nervous system tumor (CNS) (7.22%, 4.91/100,000 MP), leukemia (6.79%, 4.62/100,000 MP), Non-Hodgkin lymphomas (5.56%, 3.78/100,000 MP), stomach (4.20%, 2.86/100,000 MP), kidney (3.94%, 2.68/100,000 MP), and pancreas (3.71%, 2.52/100,000 MP).

The top ten cancers in females were breast (34.35%, 30.99/100,000 FP), thyroid gland (6.17%, 5.57/100,000 FP), colorectal (5.89%, 5.31/100,000 FP), brain & other central nervous system tumor (CNS) (5.42%, 4.89/100,000 FP), bronchus & lung (4.26%, 3.84/100,00 FP), leukemia (4.22%, 3.81/100,000 FP), ovary (3.87%, 3.49/100,000 FP), uterus unspecified (3.23%, 2.92/100,000 FP), Non-Hodgkin lymphomas (2.91%, 2.62/100,000 FP), and unknown primary site (2.54%, 2.29/100,000 FP).

The total number of cancer in children (0-14 years) was 1,740 out of the 31,692 represent 5.49% of total cases of cancer of all age groups, with IR 11.46/100,000 children 0-14 year P. Related to the age group the highest incidence of top ten cancers was 5 - <10 years (12.13/100,000 children 0-14 year P). The highest incidence rate of cancer in children was leukemia (3.60/100,000 children 0-14 years P). Related to the governorates the highest incidence of top ten cancers in children (0-14 years) was recorded in Al-Basra (14.93/100,000 children 0-14 year Populations) and the lowest was in Kirkuk (5.97/100,000 children 0-14 year P).

The total number of cancer mortality during the year 2020 was 10,622. The age standardized mortality rate of top ten 33.46/100,000. The highest mortality rate of cancers, in general was bronchus & lung cancer (15.71%, 4.16/100,000 P), also the highest mortality rate of cancer in males was bronchus & lung cancer (20.85%, 5.52/100,000 MP), while in females the highest mortality rate of cancer was breast cancer (25.54%, 6.75/100,000 FP). Related to the age group the highest mortality rate of the top ten cancers was among the age group 70 years and more. As to the governorates, the highest mortality rate of the top ten cancers was recorded in Karbala governorate (5.16%, 32.03/100,000 P).

Introduction:

Globally, cancer is the second leading cause of death and is estimated to account for 9.6 million deaths in 2018. Lung, prostate, colorectal, stomach, and liver cancer are the most common types of cancer in men, while breast, colorectal, lung, cervix, and thyroid cancer are the most common among women. Approximately 70% of deaths from cancer occur in low- and middle-income countries. Around one-third of deaths from cancer are due to the 5 leading behavioral and dietary risks: high body mass index, low fruit and vegetable intake, lack of physical activity, tobacco use, and alcohol use. Between 30–50% of cancers can currently be prevented by avoiding risk factors and implementing existing evidence-based prevention strategies. The cancer burden can also be reduced through early detection of cancer and the management of patients who develop cancer. Many cancers have a high chance of cure if diagnosed early and treated adequately [1].

In the Eastern Mediterranean Region (EMR), the burden of cancer is predicted to double by 2030. The region, like much of the world, is experiencing an epidemiological transition from communicable diseases to non-communicable diseases such as cardiovascular diseases, diabetes and cancer [2]. Cancer is one of the four major killers in the region and results in nearly 400,000 deaths every year. Notably, the number of cases is projected to increase dramatically over the next 15 years, with the Eastern Mediterranean Region expected to have the highest estimated increase in cancer burden of all six World Health Organization regions. Furthermore, survival rates in the EMR are lower than in Europe and the Americas, because patients usually present at a late stage when cancer is likely to be incurable. Estimates from the International Agency for Research on Cancer (IARC) indicate around 293,000 newly diagnosed cancer cases among women in the EMR in 2012, and a total of 176,000 women died of the disease. In the same year, the estimated numbers of cancer cases and deaths in men were 263,000 and 191,000 respectively. The five most common sites of cancer in men are lung, urinary bladder, liver, prostate and colorectal. Among women, breast cancer accounted for almost a third of all cancers followed by the cervix and colorectal cancer. In 2012, breast cancer was the leading cause of cancer mortality (42,000 deaths) in the region, followed by lung cancer (29,000 deaths) [3].

Global trends suggest that the burden of cancer is increasing in the Eastern Mediterranean Region, Table No.; (1)

Table No.; (1) Top 20 leading cause of death in the Eastern Mediterranean Region, estimated number 2015 - 2030 [4]

Rank	2015	Rank	2030
1	Ischemic heart disease	1	Ischemic heart disease
2	Stroke	2	Stroke
3	Lower respiratory infection	3	Chronic obstructive pulmonary disease
4	Chronic obstructive pulmonary disease	4	Lower respiratory infection
5	Diarrheal disease	5	Diarrheal disease
6	HIV/AIDS	6	Trachea, bronchus, lung cancers
7	Trachea, bronchus, lung cancers	7	Road injury
8	Lower respiratory infection	8	HIV/AIDS
9	Road injury	9	Diarrheal disease
10	Hypertensive heart disease	10	Hypertensive heart disease
11	Preterm birth complications	11	Cirrhosis of the liver
12	Cirrhosis of the liver	12	Liver cancer
13	Tuberculosis	13	Kidney diseases
14	Kidney diseases	14	Stomach cancer
15	Self-harm	15	Colon and rectum cancer
16	Liver cancer	16	Self-harm
17	Stomach cancer	17	Fall
18	Birth asphyxia and birth trauma	18	Alzheimer's disease and other dementias
19	Colon and rectum cancer	19	Preterm birth complications
20	Fall	20	Breast cancer

In Iraq malignant neoplasm's represented the seventh leading cause of death in 2020, Table No.; (2).

Table No.; (2) Top 10 leading cause of death in Iraq, 2020 [5]

Rank	2020
1	Ischemic heart disease
2	Covid - 19
3	Cerebrovascular diseases
4	Hypertensive disease
5	Other form of heart disease
6	Diabetes mellitus
7	Malignant neoplasm
8	Renal failure
9	Respiratory and cardiovascular disorders specific to the pre-natal period
10	Road Traffic Accident

Iraqi Cancer Registry

1. Iraqi Cancer Registry (ICR):

1.1. Description of ICR: The ICR is responsible for collecting information related to every new cancer patient in all governorates of Iraq. The cancer registration scheme is primarily concerned with malignant neoplasm's, but some benign (such as brain & other CNS tumor), in-situ, uncertain and specified tumors are required to be registered.

1.2. History of ICR: ICR was established in 1974 through close cooperation of the Ministry of Health and the Iraqi Cancer Society. It began operation in 1975 and was located in the Central Public Health Laboratory. The forms were prepared with the kind help of the International Agency of Research on Cancer in Lyon France.

1.3. Publication of ICR: Since 1976 we published many reports of the ICR [(1976–1985), (1986 –1988), (1989 –1991), (1992–1994), (1995–1997), (1998 – 1999)]. We also published the annual report of ICR from 2000 to 2019.

1.4. Source of information: The cancer registry collects data from medical record departments of all hospitals in all governorates of Iraq. All the sources of information for the registry are to be found in the hospital inpatient and outpatient departments and its laboratories. Most cancer cases are admitted or treated at the hospital for radiotherapy and nuclear medicine; these cancer cases are usually found to be previously registered elsewhere.

1.5. Data recorded: The form is distributed to all hospitals (public and private) in all governorates and all cancer patients are registered. The registry staff directly supervises registration in the hospitals, in addition to public and private labs.

1.6. Data collection and techniques:

- Data are registered by well-trained staff instructed to copy certain items from hospital records, and radiotherapy and pathology departments by CanReg 5(annex). Registration is also obtained from private laboratories on cases of cancer that have been diagnosed in private hospitals in all governorates.
- The completed forms are sent every 3 months to the central registry at the Ministry of Health where they checked for accuracy and completeness, listing or a card made for the registry for each reportable case.
- The completed records are entered into the "Alphabetical Index" to prevent duplication.
- All incoming forms are checked and filled by name, registry number, and the International Classification of Diseases for Oncology (ICD-O) code, and histology is coded by the ICD-O System.

1.7. Objectives: The objectives of the ICR are:

- To estimate the incidence rate of cancer.
- To describe the epidemiological characteristic of cancer.
- To define the size of the cancer problem and pattern of cancer occurrence in Iraq for planning, organizing, and monitoring of services for treatment and prevention.
- To carry out epidemiological research.

1.8. Vision: To meet the highest attainable international standards in cancer registration, surveillance, and control.

1.9. Mission: To register all cancer cases reported in various health institutions in Iraq and to avail of the data and /or information gathered for policy development and support in cancer research, treatment, control ,prevention, and surveillance.

Iraqi Geography

&

Populations

2. Iraqi Geography and Populations:

2.1. Geography:

The Republic of Iraq is located in the south-west of Asia, to the north-east of the Arab Homeland, bounded on the north by Turkey, on the east by Iran, on the south by Arab Gulf, Kuwait& Saudi Arabia, and on the west by Syria, Jordan &Saudi Arabia. The highest proportion of the length of Iraq's borders with neighboring countries is with Iran about (37.6%) followed by Saudi Arabia (23.5%).

Iraq has occupied an area of 435,052 square kilometers, the province of Anbar the highest area, reaching 31.7%, followed by Muthana province by 11.9% of the area of Iraq and Nineveh province reaching 8.6% of the area of Iraq.

The surface section of Iraq consists of deserts which is about 38,7%, then the plains including (marshes and lakes) include about 30,5% of the area, mountains which are occupied about 21,1% of the area and terrain lands which occupies about 9,7% of the surface area of Iraq (Source: Environmental Statistics in Iraq Report 2009).

2.2. Populations:

Below the estimated number of Iraq's population in 2020 by gender and age group**.** Table No.; (3 & 4), Figure No.; (1) [6].

Table No.; (3) Estimated number and percentage of Iraq population by gender and age group, 2020

Age group	Male		Female		Total	
	No.	%	No.	%	No.	%
0 - <5	2808988	7.00	2769161	6.90	5578149	13.89
5 - <10	2518614	6.27	2442845	6.08	4961459	12.36
10 - <15	2416826	6.02	2228784	5.55	4645610	11.57
15 - <20	2229746	5.55	2056118	5.12	4285864	10.67
20 - <25	1962279	4.89	1847989	4.60	3810268	9.49
25 - <30	1700544	4.24	1597718	3.98	3298262	8.21
30 - <35	1438932	3.58	1323978	3.30	2762910	6.88
35 - <40	1165670	2.90	1150045	2.86	2315715	5.77
40 - <45	1001721	2.49	1035672	2.58	2037393	5.07
45 - <50	914979	2.28	903636	2.25	1818615	4.53
50 - <55	735784	1.83	756139	1.88	1491923	3.72
55 - <60	476804	1.19	535590	1.33	1012394	2.52
60 - <65	354918	0.88	402509	1.00	757427	1.89
65 - <70	283292	0.71	328104	0.82	611396	1.52
70 - <75	165685	0.41	197807	0.49	363492	0.91
75 - <80	96252	0.24	108029	0.27	204281	0.51
80+	95146	0.24	99896	0.25	195042	0.49
Total	20366180	50.72%	19784020	49.28%	40150200	100.00%

Figure No.; (1) pyramid of the estimated percentage of Iraq population by gender and age group, 2020

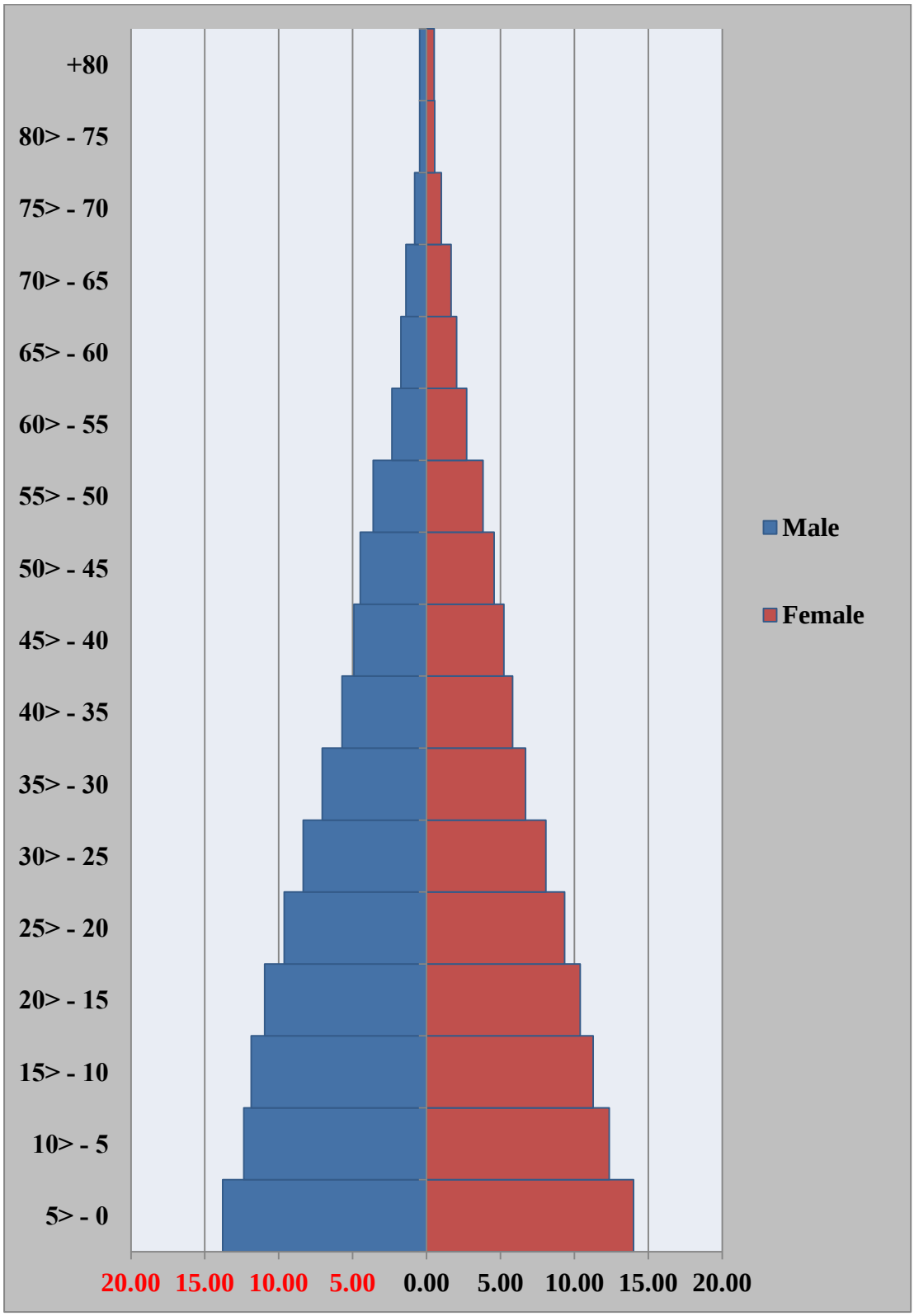

Table No.; (4) Estimated number of Iraq population by governorates and gender, 2020

Governorates	Male		Female		Total	
	No.	%	No.	%	No.	%
Baghdad	4344058	10.82	4219893	10.51	8563951	21.33
Nineveh	1991929	4.96	1935002	4.82	3926931	9.78
Al-Basra	1554357	3.87	1509927	3.76	3064284	7.63
Sulimanya	1155709	2.88	1122671	2.80	2278380	5.67
ThiQar	1119034	2.79	1087045	2.71	2206079	5.49
Babil	1102320	2.75	1070804	2.67	2173124	5.41
Erbil	991304	2.47	962964	2.40	1954268	4.87
Al-Anbar	945779	2.36	918737	2.29	1864516	4.64
Diyala	873981	2.18	849002	2.11	1722983	4.29
Kirkuk	853725	2.13	829321	2.07	1683046	4.19
Salah Al-Deen	851447	2.12	827107	2.06	1678554	4.18
Al-Najaf	786176	1.96	763700	1.90	1549876	3.86
Wasit	736282	1.83	715230	1.78	1451512	3.62
Duhok	690575	1.72	670842	1.67	1361417	3.39
Al-Qadysea	689379	1.72	669674	1.67	1359053	3.38
Karbala	650977	1.62	632371	1.58	1283348	3.20
Misan	594482	1.48	577489	1.44	1171971	2.92
Al-Muthana	434666	1.08	422241	1.05	856907	2.13
Total	20366180	50.72%	19784020	49.28%	40150200	100.00%

Results

History of Cancer in Iraq

3. Results:

3.1. History of Cancer in Iraq:

3.1.1. Distribution and the incidence rate of new cases of cancer, Iraq, 1994 - 2020:

Table No.; (5) Figure No.; (2 & 3) shows the distribution of new cases of cancer in Iraq for the period from 1994 to 2020, which shows that the number of new cases of cancer was increased with time.

Table No.; (5) Distribution and the incidence rate /100,000 populations of new cases of cancer by gender, Iraq, 1994-2020

Year	Male		Female		Total		
	No.	%	No.	%	No.	%	IR
1994	4,230	54.4	3,555	45.6	7,785	100.00	38.91
1995	4,344	54.7	3,604	45.3	7,948	100.00	44.69
1996	4,466	53.5	3,894	46.5	8,360	100.00	45.69
1997	4,521	52.7	4,071	47.3	8,592	100.00	45.67
1998	4,774	52.9	4,259	47.1	9,033	100.00	45.74
1999	4,556	50.9	4,380	49.1	8,936	100.00	43.95
2000	5,376	49.4	5,512	50.6	10,888	100.00	52.00
2001	6,758	50.6	6,574	49.4	13,332	100.00	61.83
2002	6,964	49.8	7,021	50.2	13,985	100.00	62.97
2003	5,698	50.6	5,550	49.4	11,248	100.00	49.17
2004	7,525	51.8	6,995	48.2	14,520	100.00	61.63
2005	7,505	49.5	7,667	50.5	15,172	100.00	54.26
2006	7,377	48.5	7,849	51.5	15,226	100.00	52.84
2007	6,656	46.8	7,557	53.2	14,213	100.00	47.88
2008	6,589	46.5	7,591	53.5	14,180	100.00	44.46
2009	7,201	47.3	8,050	52.7	15,251	100.00	48.16
2010	8,544	46.3	9,938	53.7	18,482	100.00	56.89
2011	9,352	46.2	10,926	53.8	20,278	100.00	60.82
2012	9,268	43.9	11,833	56.1	21,101	100.00	61.69
2013	10,568	45.4	12,740	54.6	23,308	100.00	66.41
2014	11,411	44.5	14,187	55.5	25,598	100.00	71.10
2015	11,205	44.4	14,064	55.6	25,269	100.00	68.41
2016	11,194	43.8	14,362	56.2	25,556	100.00	67.45
2017	12,502	43.1	16,521	56.9	29,023	100.00	78.14
2018	13,612	43	17,890	57	31,502	100.00	82.62
2019	15447	43.1	20417	56.9	35,864	100.00	91.66
2020	13841	43.7	17851	56.3	31,692	100.00	78.93

From 1995 till 2004 without Kurdistan Region (Erbil, Duhok, and **Al** Sulaimaniya governorates

Figure No.; (2) Percentage of new cases of cancer by gender, Iraq, 1994-2020

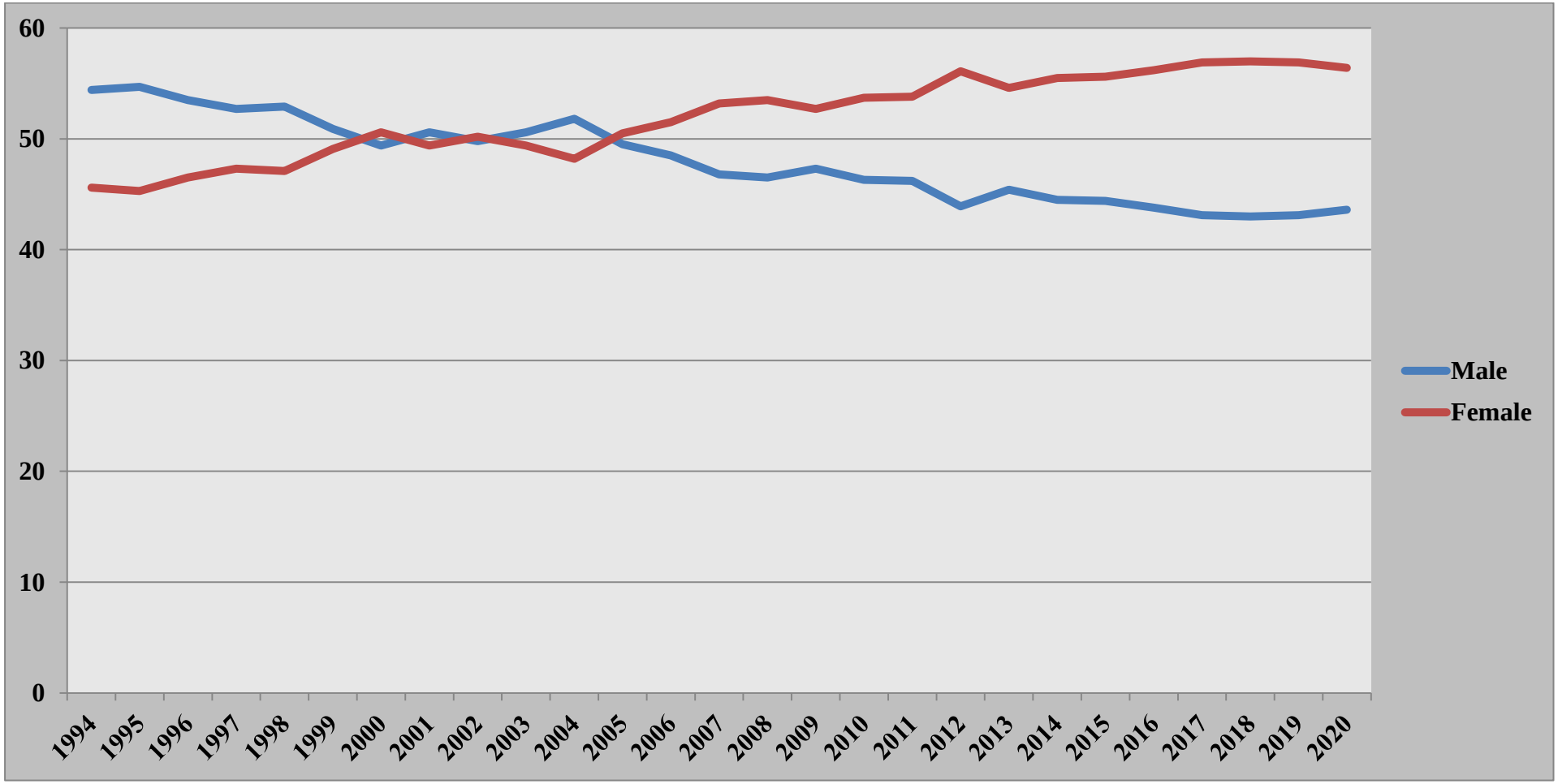

Note: From 1995 till 2004 without Kurdistan Region (Erbil, Duhok, and Sulaimaniya governorates).

Figure No.; (3) Number of new cases of cancer by gender, Iraq, 1994-2020

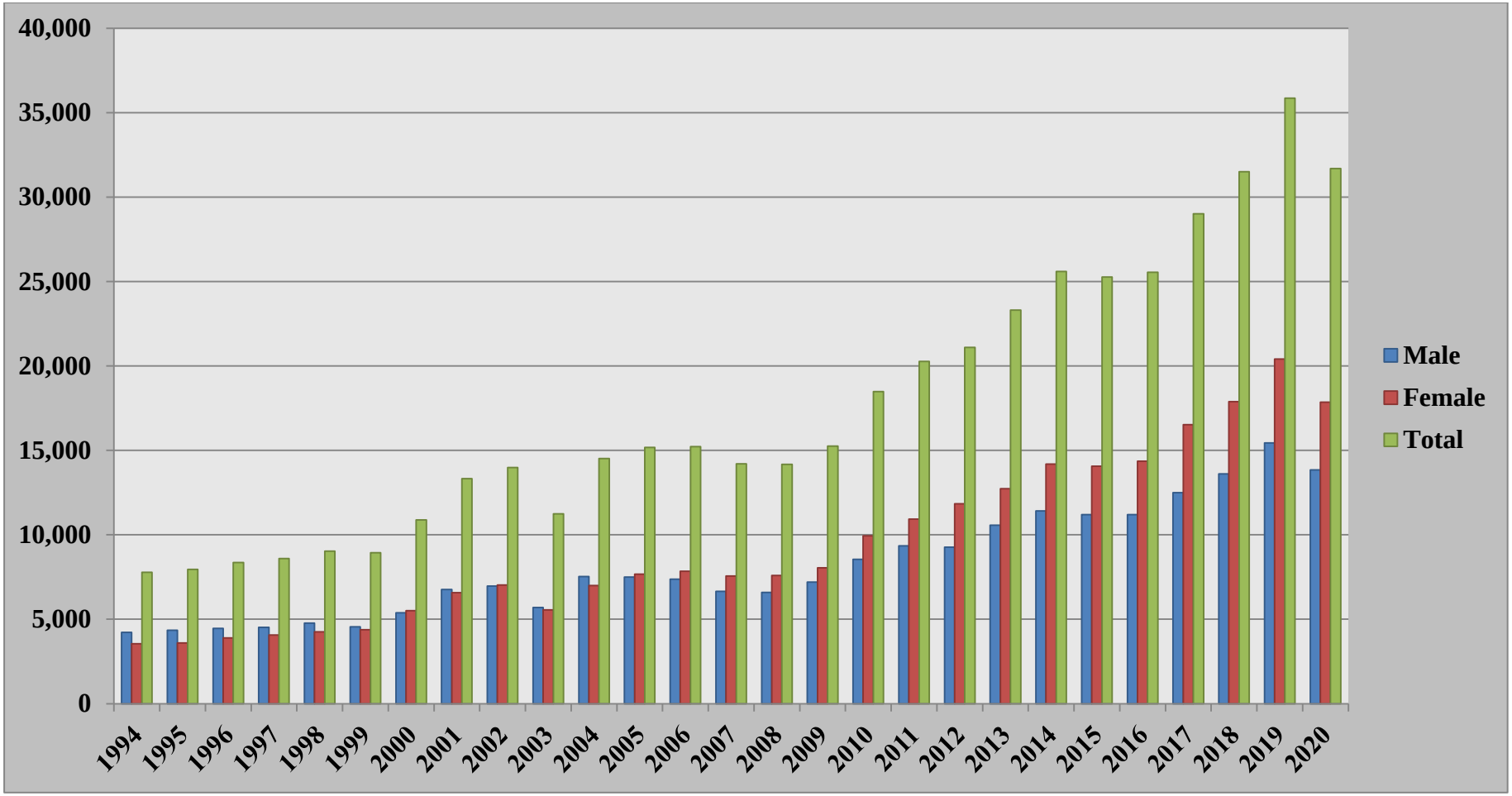

Note: From 1995 till 2004 without Kurdistan Region (Erbil, Duhok, and Sulaimaniya governorates).

3.1.2. The trend of the incidence rate of new cases of cancer, Iraq, 1994-2020:

Figure No.; (4) shows the trend of the incidence rate of new cases of cancer in Iraq for the last 27 years, which shows that the trend increased with time.

Figure No.; (4) Trend of the incidence rate of new cases of cancer in Iraq/100,000 populations, 1994 – 2020

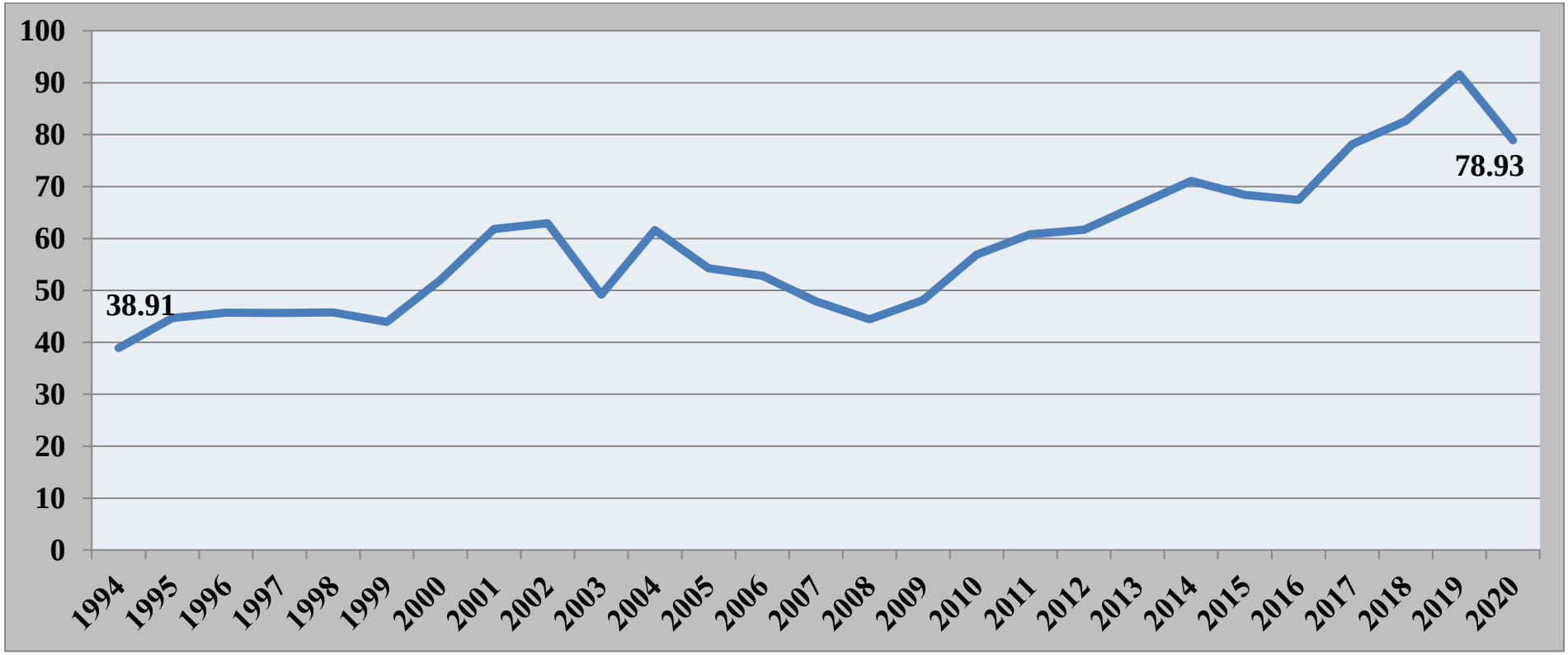

Results

New Cases of Cancer in Iraq 2020

3.2. New Cases of Cancer in Iraq, 2020:

3.2.1. Distribution and the incidence rate of cancer, Iraq, 2020:

Table No.; (6) shows that the total number of cancer cases was 31,692 and the highest incidence was among the age group 80 years and more. In females (No.839 – 2.65% - IR 839.87 FP), while in males (No.1051 – 3.32% - IR 1104.62 MP).

Table No.; (6) Distribution, crude incidence rate /100,000 Iraqi populations and the age standardized incidence rate /100,000 of cancer by age group and gender, Iraq, 2020

Age Group	Male			Female			Total			
	No.	%	IR	No.	%	IR	No.	%	IR	ASIR /100,000
0 - <5	362	1.14	12.89	306	0.97	11.05	668	2.11	11.98	1.44
5 - <10	343	1.08	13.62	259	0.82	10.60	602	1.90	12.13	1.21
10 - <15	292	0.92	12.08	178	0.56	7.99	470	1.48	10.12	0.91
15 - <20	308	0.97	13.81	230	0.73	11.19	538	1.70	12.55	1.13
20 - <25	319	1.01	16.26	323	1.02	17.48	642	2.03	16.85	1.35
25 - <30	331	1.04	19.46	540	1.70	33.80	871	2.75	26.41	2.11
30 - <35	421	1.33	29.26	775	2.45	58.54	1196	3.77	43.29	2.60
35 - <40	506	1.60	43.41	1187	3.75	103.21	1693	5.34	73.11	4.39
40 - <45	641	2.02	63.99	1615	5.10	155.94	2256	7.12	110.73	6.64
45 - <50	862	2.72	94.21	1960	6.18	216.90	2822	8.90	155.17	9.31
50 - <55	1334	4.21	181.30	2103	6.64	278.12	3437	10.85	230.37	11.52
55 - <60	1185	3.74	248.53	1940	6.12	362.22	3125	9.86	308.67	12.35
60 - <65	1391	4.39	391.92	1827	5.76	453.90	3218	10.15	424.86	16.99
65 - <70	1937	6.11	683.75	1759	5.55	536.11	3696	11.66	604.52	18.14
70 - <75	1502	4.74	906.54	1296	4.09	655.18	2798	8.83	769.76	15.40
75 - <80	1056	3.33	1097.12	714	2.25	660.93	1770	5.59	866.45	8.66
80 +	1051	3.32	1104.62	839	2.65	839.87	1890	5.96	969.02	9.69
Total	13841	43.67	67.96	17851	56.33	90.23	31692	100.00	78.93	123.83

3.2.2 The Pattern of the incidence rate of cancer by age group and gender, Iraq, 2020:

Figure No.; (5) shows the pattern of the incidence rate of cancer in Iraq by age group, which shows that the peak incidence rate at the age of 80+ years in both genders.

Figure No.; (5) Trend of the incidence rate of cancer in Iraq /100,000 Iraqi populations by age group and gender, 2020

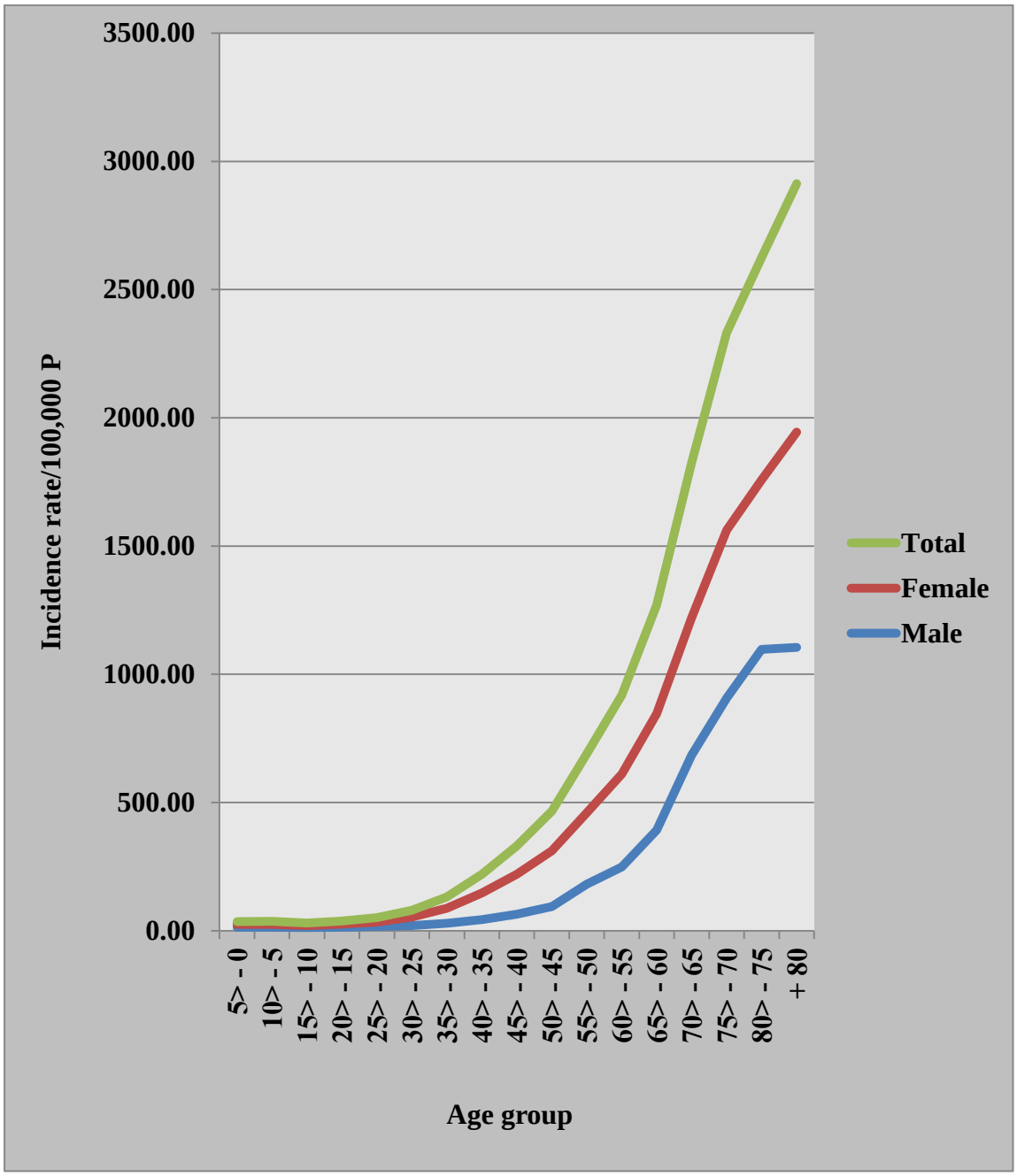

3.2.3. Distribution and the incidence rate of cancer by governorates stratified by gender, Iraq, 2020:

Table No.; (7) shows that the highest number and percentage of cancer in Iraq in both genders was in Baghdad [(female No. 4832 – 15.25%) (male No. 3202 – 10.10%] and the lowest was in Al-Muthana [(female No. 216 – 0.82%) (Male No. 230 – 0.73%]

Table No.; (7) Distribution and the incidence rate of cancer by governorates, Iraq, 2020

Governorates	Male			Female			Total		
	No.	%	IR	No.	%	IR	No.	%	IR
Al-Anbar	514	1.62	54.35	698	2.20	75.97	1212	3.82	65.00
Al-Basra	1059	3.34	68.13	1280	4.04	84.77	2339	7.38	76.33
Al-Muthana	230	0.73	52.91	261	0.82	61.81	491	1.55	57.30
Al-Najaf	609	1.92	77.46	770	2.43	100.82	1379	4.35	88.97
Al-Qadeseya	481	1.52	69.77	620	1.96	92.58	1101	3.47	81.01
Al-Sulaimaniya	1161	3.66	100.46	1178	3.72	104.93	2339	7.38	102.66
Babil	654	2.06	59.33	770	2.43	71.91	1424	4.49	65.53
Baghdad	3202	10.10	73.71	4832	15.25	114.51	8034	25.35	93.81
Diyala	521	1.64	59.61	760	2.40	89.52	1281	4.04	74.35
Duhok	407	1.28	58.94	374	1.18	55.75	781	2.46	57.37
Erbil	984	3.10	99.26	1068	3.37	110.91	2052	6.47	105.00
Karbala	597	1.88	91.71	788	2.49	124.61	1385	4.37	107.92
Kirkuk	361	1.14	42.29	595	1.88	71.75	956	3.02	56.80
Misan	339	1.07	57.02	395	1.25	68.40	734	2.32	62.63
Nineveh	1124	3.55	56.43	1387	4.38	71.68	2511	7.92	63.94
Salah Al-Deen	403	1.27	47.33	680	2.15	82.21	1083	3.42	64.52
ThiQar	737	2.33	65.86	833	2.63	76.63	1570	4.95	71.17
Wasit	454	1.43	61.66	555	1.75	77.60	1009	3.18	69.51
Unknown	4	0.01	---	7	0.02	---	11	0.03	---
Total	13841	43.67%	67.96	17851	56.33%	90.23	31692	100.00%	78.93

Figure No.; (6) shows that the highest incidence rate in Iraq was in Karbala [(female 124.61/100,000 FP) (male 91.71/100,000 MP) (Total 107.92/100,000 TP)], and the lowest incidence rate was in Kirkuk [(female 71.75/100,000 FP) (male 42.29/100,000 MP) (total 56.80/100,000 TP)].

Figure No.; (6) Incidence rate of cancer /100,000 populations by governorates, Iraq, 2020

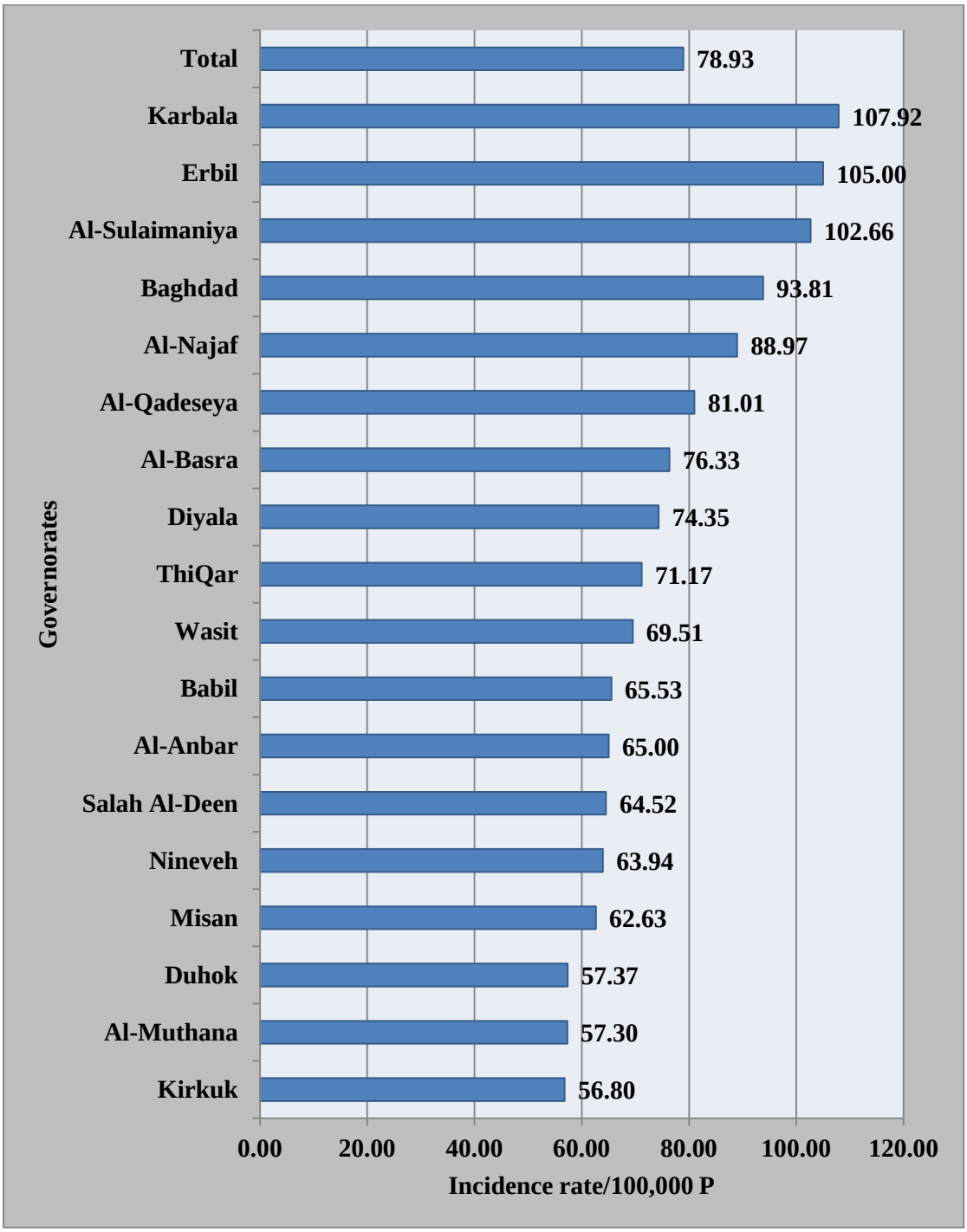

Figure No.; (7) shows that the highest incidence rate in males was in Kerbala, and the lowest incidence rate was in Kirkuk.

Figure No.; (7) Incidence rate of cancer in males/100,000 male populations by governorates, Iraq, 2020

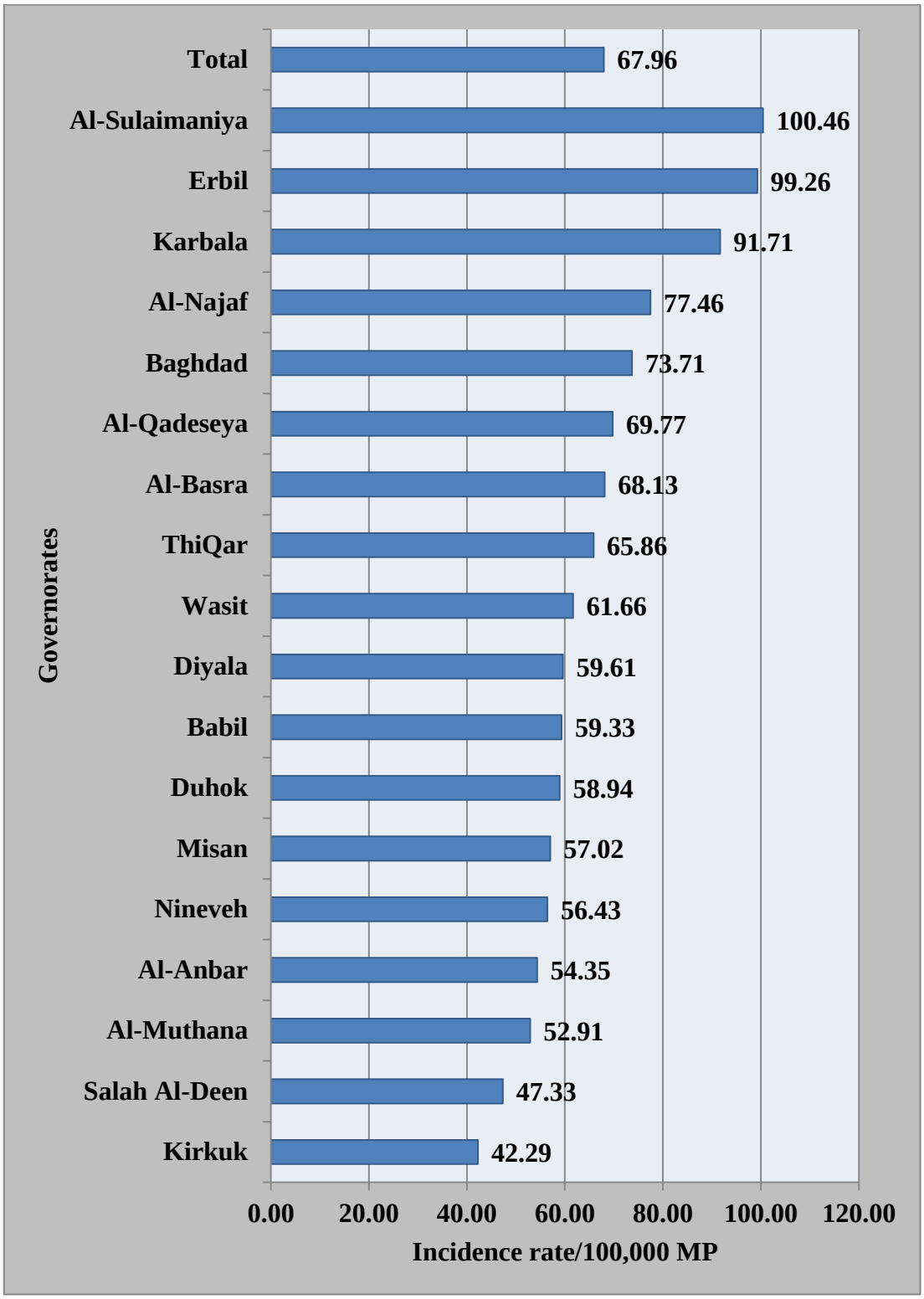

Figure No.; (8) shows that the highest incidence rate in female was in Kerbala, and the lowest incidence rate was in Duhok.

Figure No.; (8) Incidence rate of cancer in females/100,000 female populations by governorates, Iraq, 2020

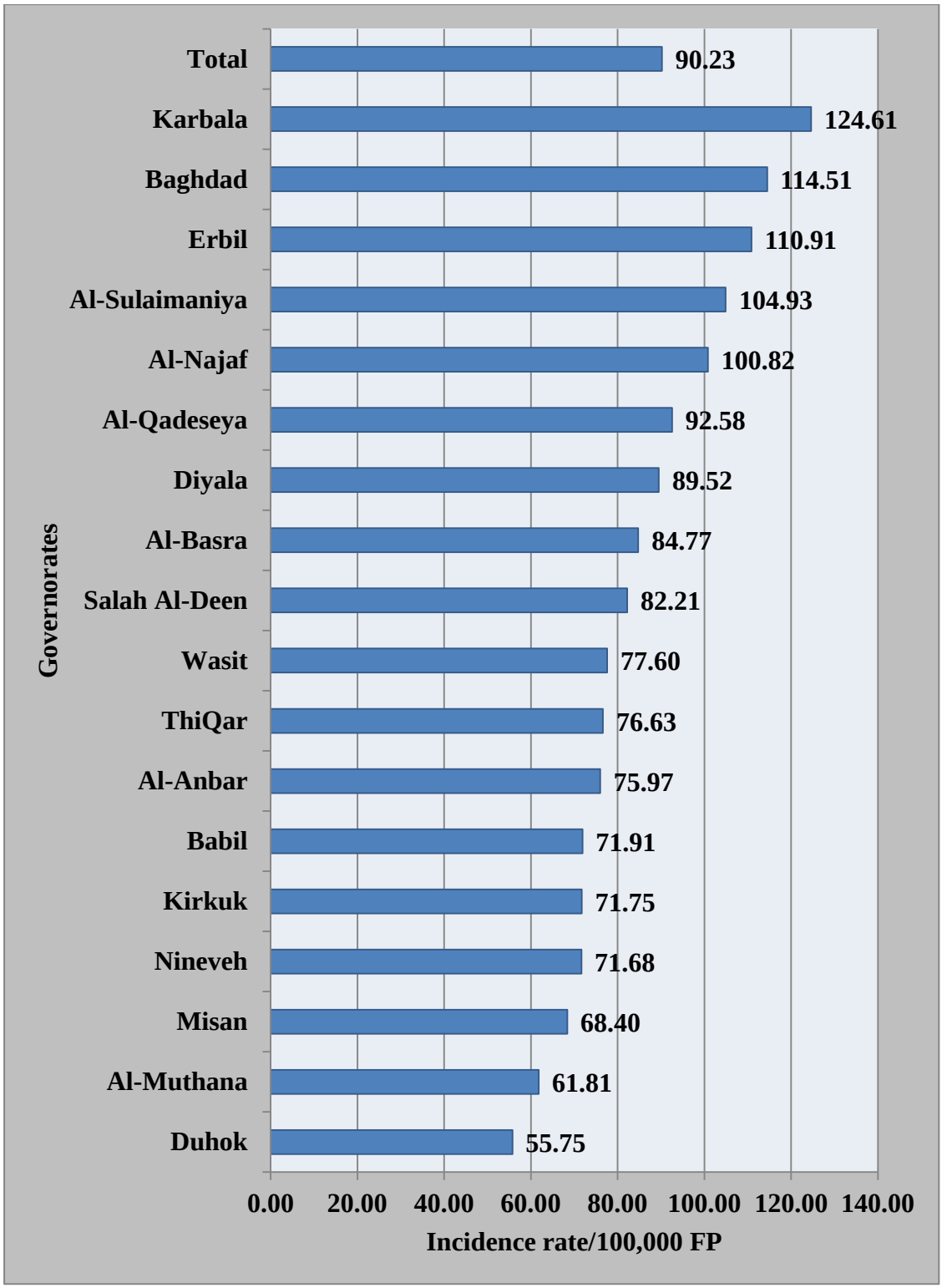

3.2.4. Distribution and the incidence rate of cancer by site, ICD-O, and gender, Iraq, 2020:

Table No.; (8) Distribution and the incidence rate of cancer /100,000 populations by ICD-O, site, and gender, Iraq, 2020

Code / Cancer	Female			Male			Total		
	No.	%	IR	No.	%	IR	No.	%	IR
C00 / Lip	5	0.02	0.03	10	0.03	0.05	15	0.05	0.04
C01 / Tongue, Base	9	0.03	0.05	16	0.05	0.08	25	0.08	0.06
C02 / Tongue, other	51	0.16	0.26	43	0.14	0.21	94	0.30	0.23
C03 / Gum	3	0.01	0.02	3	0.01	0.01	6	0.02	0.01
C04 / Mouth - Floor	3	0.01	0.02	6	0.02	0.03	9	0.03	0.02
C05 / Mouth - Palate	10	0.03	0.05	4	0.01	0.02	14	0.04	0.03
C06 / Mouth - other	14	0.04	0.07	24	0.08	0.12	38	0.12	0.09
C07 / Parotid Gland	39	0.12	0.20	31	0.10	0.15	70	0.22	0.17
C08 / Mouth Glands	33	0.10	0.17	37	0.12	0.18	70	0.22	0.17
C09 / Tonsil	2	0.01	0.01	9	0.03	0.04	11	0.03	0.03
C10 / Oropharynx	6	0.02	0.03	9	0.03	0.04	15	0.05	0.04
C11 / Nasopharynx	70	0.22	0.35	122	0.38	0.60	192	0.61	0.48
C12 / Pyriform	2	0.01	0.01	5	0.02	0.02	7	0.02	0.02
C13 / Hypopharynx	9	0.03	0.05	12	0.04	0.06	21	0.07	0.05
C14 / Pharynx	10	0.03	0.05	13	0.04	0.06	23	0.07	0.06
C15 / Esophagus	76	0.24	0.38	114	0.36	0.56	190	0.60	0.47
C16 / Stomach	449	1.42	2.27	582	1.84	2.86	1031	3.25	2.57
C17 / Small Intestine	76	0.24	0.38	70	0.22	0.34	146	0.46	0.36
C18 / Colon	718	2.27	3.63	791	2.50	3.88	1509	4.76	3.76
C19 / Recto sigmoid Junction	31	0.10	0.16	28	0.09	0.14	59	0.19	0.15
C20 / Rectum	302	0.95	1.53	340	1.07	1.67	642	2.03	1.60
C21 / Anus & Anal Canal	21	0.07	0.11	20	0.06	0.10	41	0.13	0.10
C22 / Liver & Bile Ducts	309	0.98	1.56	404	1.27	1.98	713	2.25	1.78
C23 / Gallbladder	99	0.31	0.50	86	0.27	0.42	185	0.58	0.46
C24 / Biliary Tract , other	47	0.15	0.24	54	0.17	0.27	101	0.32	0.25
C25 / Pancreas	352	1.11	1.78	513	1.62	2.52	865	2.73	2.15
C26 / Other Digestive Organs	17	0.05	0.09	11	0.03	0.05	28	0.09	0.07
C30 / Nasal Cavity	15	0.05	0.08	30	0.09	0.15	45	0.14	0.11
C31 / Accessory Sinus	8	0.03	0.04	17	0.05	0.08	25	0.08	0.06

Code / Cancer		Female			Male			Total		
		No.	%	IR	No.	%	IR	No.	%	IR
C32 / Larynx		84	0.27	0.42	303	0.96	1.49	387	1.22	0.96
C33 / Trachea		1	0.00	0.01	4	0.01	0.02	5	0.02	0.01
C34 / Bronchus & Lung		760	2.40	3.84	1731	5.46	8.50	2491	7.86	6.20
C37 / Thymus		23	0.07	0.12	20	0.06	0.10	43	0.14	0.11
C38 / Heart, Mediastinum, Pleura		26	0.08	0.13	28	0.09	0.14	54	0.17	0.13
C39 / Other Respiratory & Thoracic		4	0.01	0.02	4	0.01	0.02	8	0.03	0.02
C40 / Bone & Cartilage, Limbs		82	0.26	0.41	109	0.34	0.54	191	0.60	0.48
C41 / Bones & Cartilage, other		90	0.28	0.45	149	0.47	0.73	239	0.75	0.60
C42/ Reticulo endothelial & Hemato poietic System	Chronic Myelo proliferative Disorders	74	0.23	0.37	142	0.45	0.70	216	0.68	0.54
	Plasma Cell Tumor	118	0.37	0.60	165	0.52	0.81	283	0.89	0.70
	Immuno proliferative Diseases	8	0.03	0.04	3	0.01	0.01	11	0.03	0.03
	Leukemia	753	2.38	3.81	940	2.97	4.62	1693	5.34	4.22
	Myelodys Plastic Syndromes	30	0.09	0.15	34	0.11	0.17	64	0.20	0.16
C44 / Skin, other		447	1.41	2.26	509	1.61	2.50	956	3.02	2.38
C47 / Nerves System		18	0.06	0.09	15	0.05	0.07	33	0.10	0.08
C48 / Peritoneum		25	0.08	0.13	28	0.09	0.14	53	0.17	0.13
C49 / Soft Tissues		220	0.69	1.11	267	0.84	1.31	487	1.54	1.21
C50 / Breast		6132	19.35	30.99	123	0.39	0.60	6255	19.74	15.58
C51 / Vulva		32	0.10	0.16	0	0.00	0.00	32	0.10	0.16
C52 / Vagina		29	0.09	0.15	0	0.00	0.00	29	0.09	0.15
C53 / Cervix Uteri		241	0.76	1.22	0	0.00	0.00	241	0.76	1.22
C54 / Corpus Uteri		392	1.24	1.98	0	0.00	0.00	392	1.24	1.98
C55 / Uterus Unspecified		577	1.82	2.92	0	0.00	0.00	577	1.82	2.92
C56 / Ovary		690	2.18	3.49	0	0.00	0.00	690	2.18	3.49
C57 / Female Genital - other		2	0.01	0.01	0	0.00	0.00	2	0.01	0.01
C58 / Placenta		56	0.18	0.28	0	0.00	0.00	56	0.18	0.28
C60 / Penis		0	0.00	0.00	7	0.02	0.03	7	0.02	0.03

Code / Cancer		Female			Male			Total		
		No.	%	IR	No.	%	IR	No.	%	IR
C61 / Prostate		0	0.00	0.00	1078	3.40	5.29	1078	3.40	5.29
C62 / Testis		0	0.00	0.00	211	0.67	1.04	211	0.67	1.04
C63 / Male Genital - other		0	0.00	0.00	2	0.01	0.01	2	0.01	0.01
C64 / Kidney		319	1.01	1.61	545	1.72	2.68	864	2.73	2.15
C65 / Pelvis		5	0.02	0.03	6	0.02	0.03	11	0.03	0.03
C66 / Ureter		3	0.01	0.02	5	0.02	0.02	8	0.03	0.02
C67 / Urinary Bladder		361	1.14	1.82	1089	3.44	5.35	1450	4.58	3.61
C68 / Urinary Organs, other		1	0.00	0.01	5	0.02	0.02	6	0.02	0.01
C69 / Eye & Adnexa		52	0.16	0.26	38	0.12	0.19	90	0.28	0.22
C70 / Meninges		150	0.47	0.76	66	0.21	0.32	216	0.68	0.54
C71 / Brain		727	2.29	3.67	861	2.72	4.23	1588	5.01	3.96
C72 / Nervous System, other		24	0.08	0.12	32	0.10	0.16	56	0.18	0.14
C73 / Thyroid Gland		1101	3.47	5.57	309	0.98	1.52	1410	4.45	3.51
C74 / Adrenal gland		40	0.13	0.20	47	0.15	0.23	87	0.27	0.22
C75 / Endocrine Gland, other		70	0.22	0.35	46	0.15	0.23	116	0.37	0.29
C76 / Unspecified Site		50	0.16	0.25	44	0.14	0.22	94	0.30	0.23
C77/ Lymph nodes	Hodgkin Lymphomas	275	0.87	1.39	323	1.02	1.59	598	1.89	1.49
	Non-Hodgkin Lymphoma	519	1.64	2.62	769	2.43	3.78	1288	4.06	3.21
C80 / Unknown Primary Site		454	1.43	2.29	380	1.20	1.87	834	2.63	2.08
Total		17851	56.33	90.23	13841	43.67	67.96	31692	100%	78.93

Note:

*** From C51 to C58 the incidence rate was calculated from the female population.**

*** From C60 to C63 the incidence rate was calculated from the male population.**

3.2.5. Distribution of cancers by the site of the tumor, age group and gender, Iraq, 2020:

Table No.; (9 & 10) shows the distribution of cancers in Iraq by the site of the tumor, age group, and gender.

Table No.; (9) Distribution of cancer in males by the site of the cancer and age group, Iraq, 2020

Cancer	0 - <5	5 - <10	10 - <15	15 - <20	20 - <25	25 - <30	30 - <35	35 - <40	40 - <45	45 - <50	50 - <55	55 - <60	60 - <65	65 - <70	70 - <75	75 - <80	80 +	Total
Accessory Sinus	0	0	0	1	2	1	0	1	1	0	3	0	4	1	1	0	2	17
Adrenal Gland	19	4	3	0	1	1	2	1	1	1	3	4	5	2	0	0	0	47
Anus & Anal Canal	0	0	1	0	0	1	0	1	3	1	5	1	2	2	2	0	1	20
Biliary Tract, other	0	0	0	0	0	0	2	1	2	3	2	7	11	7	8	5	6	54
Bone & Cartilage, Limbs	6	11	15	29	9	4	3	2	2	4	6	5	3	3	4	2	1	109
Bones & Cartilage, other	4	9	18	23	10	5	4	11	11	5	9	11	4	11	6	3	5	149
Brain	45	76	42	32	32	34	56	59	64	73	95	60	54	62	40	18	19	861
Breast	0	0	0	0	3	0	3	12	14	7	11	14	13	23	10	6	7	123
Bronchus & Lung	0	2	0	0	2	7	7	13	30	62	158	189	233	382	291	194	161	1731
Chronic Myeloproliferative Disorders	1	1	0	9	16	10	22	12	12	9	12	8	5	15	4	3	3	142
Colon	0	1	1	0	12	14	24	35	47	68	107	74	107	126	80	46	49	791
Endocrine Gland, other	0	0	2	1	1	8	6	2	4	3	6	3	1	4	2	3	0	46
Esophagus	0	0	0	0	2	1	2	3	8	3	9	12	17	15	15	9	18	114

Cancer	0 - <5	5 - <10	10 - <15	15 - <20	20 - <25	25 - <30	30 - <35	35 - <40	40 - <45	45 - <50	50 - <55	55 - <60	60 - <65	65 - <70	70 - <75	75 - <80	80 +	Total
Eye & Adnexa	20	1	1	1	1	0	1	0	0	1	1	1	3	1	2	2	2	38
Gallbladder	0	0	0	1	0	0	0	2	2	3	17	9	8	18	8	7	11	86
Gum	0	0	0	0	0	0	0	0	0	0	0	0	1	1	0	1	0	3
Heart, Mediastinum, Pleura	0	1	0	0	1	2	1	1	3	2	4	1	2	4	2	2	2	28
Hodgkin Lymphomas	7	34	41	33	34	34	16	18	19	14	15	10	16	8	8	13	3	323
Hypopharynx	0	0	0	0	0	0	0	1	1	3	0	1	2	2	1	1	0	12
Immunoprolifrative Diseases	0	0	0	0	0	0	0	0	0	0	0	1	0	1	1	0	0	3
Kidney	38	13	6	1	5	4	12	27	49	51	79	41	64	64	41	31	19	545
Larynx	1	0	1	2	1	1	2	4	11	25	32	38	48	52	35	26	24	303
Leukemia	119	114	77	61	44	42	39	38	33	43	54	49	37	74	56	30	30	940
Lip	0	0	0	0	1	0	0	1	0	2	0	1	0	3	1	1	0	10
Liver & Bile Ducts	5	2	2	2	3	1	5	5	12	22	40	34	51	68	56	55	41	404
Male Genital - Other	1	0	0	0	0	0	0	0	0	0	0	0	0	1	0	0	0	2
Meninges	1	2	3	1	0	2	7	4	4	6	11	6	7	7	5	0	0	66
Mouth - Floor	0	0	0	0	0	0	0	0	0	3	1	0	0	1	0	0	1	6
Mouth - Other	0	1	1	0	1	1	0	2	1	0	5	2	3	2	3	1	1	24
Mouth - Palate	1	0	0	0	0	0	0	0	0	0	1	0	0	1	1	0	0	4
Mouth Glands	0	0	0	1	1	1	5	2	1	7	3	1	1	5	2	4	3	37
Myelodys Plastic Syndromes	0	0	0	2	1	0	1	2	3	0	1	3	4	4	2	8	3	34
Nasal Cavity	0	0	1	0	0	1	0	2	1	3	7	3	4	2	1	3	2	30

Cancer	0 - <5	5 - <10	10 - <15	15 - <20	20 - <25	25 - <30	30 - <35	35 - <40	40 - <45	45 - <50	50 - <55	55 - <60	60 - <65	65 - <70	70 - <75	75 - <80	80 +	Total
Nasopharyn	1	0	5	12	5	5	3	7	7	15	15	14	10	13	10	0	0	122
Nerves System	4	1	0	0	1	1	1	0	0	0	2	1	0	2	0	1	1	15
Nervous system, Other	8	2	2	3	0	2	2	1	3	0	3	1	2	1	2	0	0	32
Non-Hodgkin Lymphoma	28	40	37	33	30	31	20	42	42	62	76	72	57	79	52	32	36	769
Oropharynx	0	0	0	0	0	1	0	0	0	1	2	0	1	1	2	1	0	9
Other Digestive Organs	0	0	0	1	0	0	0	0	0	1	0	0	3	1	2	3	0	11
Other Respiratory & Thoracic	0	0	0	0	0	0	0	0	0	1	0	1	0	1	0	1	0	4
Pancreas	1	0	1	1	1	4	4	12	16	42	70	62	67	85	68	35	44	513
Parotid Gland	0	0	1	0	1	1	2	3	0	6	4	2	4	3	1	1	2	31
Pelvis	0	0	0	0	0	0	0	0	0	0	2	0	0	3	0	0	1	6
Penis	0	0	0	0	0	1	0	0	0	1	1	0	1	2	1	0	0	7
Peritoneum	2	1	3	1	0	1	1	1	1	5	2	2	3	3	1	0	1	28
Pharynx	1	0	0	0	0	1	0	0	2	1	1	0	1	3	1	0	2	13
Plasma Cell Tumor	0	0	0	0	1	2	1	4	7	11	27	20	19	27	23	9	14	165
Prostate	0	0	0	1	1	1	0	1	3	12	45	67	124	219	222	182	200	1078
Pyriform	0	0	0	0	0	0	0	0	1	1	0	0	2	0	1	0	0	5
Recto sigmoid Junction	0	0	0	0	0	1	1	3	1	0	3	3	2	3	6	2	3	28
Rectum	0	0	0	0	6	4	21	19	24	32	39	46	36	47	26	21	19	340
Skin, other	1	0	3	6	8	7	8	22	30	34	60	37	54	69	66	51	53	509
Small Intestine	0	0	0	0	2	1	2	3	4	7	5	10	8	14	4	3	7	70

Cancer	0 - <5	5 - <10	10 - <15	15 - <20	20 - <25	25 - <30	30 - <35	35 - <40	40 - <45	45 - <50	50 - <55	55 - <60	60 - <65	65 - <70	70 - <75	75 - <80	80 +	Total
Soft Tissues	15	12	14	22	20	7	21	14	18	18	25	15	18	16	19	6	7	267
Stomach	0	1	0	2	4	11	17	13	41	43	60	65	73	88	49	53	62	582
Testis	15	3	3	7	27	35	40	30	15	8	7	5	6	2	2	4	2	211
Thymus	0	0	0	1	0	0	3	4	0	3	1	1	2	1	1	1	2	20
Thyroid Gland	0	1	2	8	13	24	30	28	36	36	39	20	16	18	19	5	14	309
Tongue, Base	0	0	0	1	0	0	0	3	0	2	2	2	0	2	2	1	1	16
Tongue, other	0	0	0	0	1	0	2	1	4	1	5	7	4	10	4	4	0	43
Tonsil	0	0	0	0	0	0	0	0	0	1	0	0	1	1	1	2	3	9
Trachea	0	0	0	0	0	0	0	0	0	0	1	0	0	1	2	0	0	4
Unknown Primary Site	8	2	4	6	7	6	8	13	11	29	40	26	37	75	48	31	29	380
Unspecified Site	7	7	2	0	1	1	1	1	4	1	3	5	1	5	0	3	2	44
Ureter	0	0	0	0	0	1	0	0	0	1	0	0	1	2	0	0	0	5
Urinary Bladder	3	1	0	3	7	6	13	19	32	63	97	111	127	168	179	129	131	1089
Urinary Organs, other	0	0	0	0	0	1	0	0	0	0	0	1	1	0	0	1	1	5
Total	362	343	292	308	319	331	421	506	641	862	1334	1185	1391	1937	1502	1056	1051	13841
Percentage	2.62	2.48	2.11	2.23	2.30	2.39	3.04	3.66	4.63	6.23	9.64	8.56	10.05	13.99	10.85	7.63	7.59	100%
Incidence rate	12.89	13.62	12.08	13.81	16.26	19.46	29.26	43.41	63.99	94.21	181.30	248.53	391.92	683.75	906.54	1097.12	1104.62	67.96

Table No.; (10) Distribution of cancer in females by the site of the cancer and age group, Iraq, 2020

Cancer	0 – <5	5 – <10	10 - <15	15 - <20	20 - <25	25 - <30	30 - <35	35 - <40	40 - <45	45 - <50	50 - <55	55 - <60	60 - <65	65 - <70	70 - <75	75 - <80	80 +	Total
Accessory Sinus	0	0	0	0	0	0	0	1	2	0	0	1	2	0	0	0	2	8
Adrenal Gland	11	6	1	2	1	1	1	5	3	2	1	0	1	1	1	2	1	40
Anus & Anal Canal	0	0	0	0	1	0	1	2	2	2	2	3	1	3	2	1	1	21
Biliary Tract, Other	0	0	0	0	1	0	1	1	2	4	1	5	5	5	10	4	8	47
Bone & Cartilage, Limbs	1	6	10	12	8	4	4	5	2	9	3	6	2	3	2	1	4	82
Bones & Cartilage, Other	3	7	11	7	1	7	3	6	5	7	5	7	4	4	2	3	8	90
Brain	52	52	36	11	22	42	39	36	44	53	64	69	62	51	41	26	27	727
Breast	0	0	0	0	22	99	268	490	845	971	948	791	653	451	300	166	128	6132
Bronchus & Lung	0	2	0	0	3	5	9	15	20	38	70	87	111	134	109	67	90	760
Cervix Uteri	0	0	0	0	0	4	7	24	27	27	30	33	33	27	15	5	9	241
Chronic Myeloproliferative Disorders	0	0	0	1	1	3	1	8	10	7	7	3	6	8	8	1	10	74
Colon	0	1	0	0	7	18	30	41	50	63	100	82	83	98	54	39	52	718
Corpus Uteri	0	0	0	0	2	4	7	10	20	35	49	67	72	73	37	9	7	392
Endocrine Gland, Other	0	3	4	6	5	7	6	13	7	9	5	1	3	0	1	0	0	70
Esophagus	0	0	0	0	0	1	2	2	5	4	6	10	4	12	13	7	10	76
Eye & Adnexa	28	4	1	0	1	0	2	0	0	1	4	2	3	3	2	0	1	52
Female Genital - Other	0	0	0	0	0	0	0	0	1	0	0	0	0	1	0	0	0	2
Gallbladder	0	0	0	0	1	0	1	1	5	7	12	13	9	20	11	8	11	99
Gum	0	0	0	0	0	0	0	0	0	1	0	1	0	0	0	0	1	3

Cancer	0 – <5	5 – <10	10 - <15	15 - <20	20 - <25	25 - <30	30 - <35	35 - <40	40 - <45	45 - <50	50 - <55	55 - <60	60 - <65	65 - <70	70 - <75	75 - <80	80 +	Total
Heart, Mediastinum, Pleura	0	0	0	0	0	0	1	1	1	4	2	1	5	5	5	1	0	26
Hodgkin Lymphomas	12	13	10	39	27	40	22	22	15	15	13	7	8	8	10	5	9	275
Hypopharynx	0	0	0	0	0	0	1	3	1	0	2	0	0	0	1	0	1	9
Immunoprolifrative Diseases	0	0	0	0	0	1	0	0	0	1	0	1	2	0	1	1	1	8
Kidney	36	17	3	1	5	7	8	23	24	28	20	21	34	45	19	10	18	319
Larynx	0	0	0	0	0	1	2	1	6	2	7	10	15	13	17	3	7	84
Leukemia	97	91	49	43	34	28	30	33	40	46	35	38	40	39	45	30	35	753
Lip	0	0	0	0	0	0	0	0	1	1	0	1	1	1	0	0	0	5
Liver & Bile Ducts	9	1	1	1	1	0	4	10	16	21	24	26	37	56	46	29	27	309
Meninges	0	0	1	4	2	1	5	18	19	23	22	15	20	11	8	0	1	150
Mouth - Floor	0	0	0	0	0	0	1	0	1	0	0	0	0	0	0	1	0	3
Mouth - other	0	0	0	0	0	1	0	1	2	1	1	1	1	1	2	1	2	14
Mouth - Palate	0	0	0	0	0	0	2	0	2	0	2	1	1	0	0	0	2	10
Mouth Glands	0	1	0	0	1	1	2	1	6	3	5	4	1	2	3	3	0	33
Myelodys Plastic Syndromes	0	1	0	1	2	0	0	3	1	3	0	3	1	4	8	3	0	30
Nasal Cavity	0	0	0	0	0	0	0	2	1	2	0	1	1	2	2	0	4	15
Nasopharyn	1	0	1	7	5	2	2	6	5	7	9	6	5	7	3	4	0	70
Nerves System	6	3	0	1	1	2	0	0	0	1	0	1	1	0	0	2	0	18
Nervous System, other	2	0	0	5	1	3	2	0	0	2	3	2	0	2	2	0	0	24
Non-Hodgkin Lymphoma	15	19	16	9	22	18	29	36	29	43	54	44	39	56	50	22	18	519
Oropharynx	0	0	0	0	0	1	1	3	0	0	0	0	1	0	0	0	0	6
Other Digestive Organs	0	0	0	0	1	0	0	0	0	0	5	4	2	2	1	1	1	17

Cancer	0 – <5	5 – <10	10 - <15	15 - <20	20 - <25	25 - <30	30 - <35	35 - <40	40 - <45	45 - <50	50 - <55	55 - <60	60 - <65	65 - <70	70 - <75	75 - <80	80 +	Total
Other Respiratory & Thoracic	0	0	0	0	1	0	1	0	0	0	1	0	0	0	1	0	0	4
Ovary	1	7	10	16	23	30	30	35	63	88	85	77	73	70	41	21	20	690
Pancreas	0	0	1	4	3	4	2	10	8	30	29	42	36	70	44	30	39	352
Parotid Gland	0	1	1	4	1	3	4	3	1	4	9	1	1	0	1	2	3	39
Pelvis	1	0	0	0	0	0	0	0	0	0	0	1	0	2	1	0	0	5
Peritoneum	2	0	0	0	0	0	3	3	1	5	3	3	2	0	2	1	0	25
Pharynx	0	0	0	0	0	0	0	2	2	1	0	0	0	4	0	0	1	10
Placenta	0	0	0	3	14	10	15	7	4	0	2	0	0	1	0	0	0	56
Plasma Cell Tumor	0	0	0	0	1	1	0	1	6	10	20	21	11	23	14	5	5	118
Pyriform	0	0	0	0	0	0	0	0	0	0	0	0	1	0	0	0	1	2
Recto sigmoid Junction	0	0	0	0	1	1	0	1	2	2	1	7	5	3	6	2	0	31
Rectum	0	0	0	0	4	13	11	23	22	23	28	36	34	42	33	15	18	302
Skin, other	2	2	1	5	3	8	13	13	14	33	45	39	55	56	70	32	56	447
Small intestine	0	0	0	1	2	3	1	6	3	5	6	7	9	13	6	4	10	76
Soft Tissues	8	13	7	15	18	16	7	17	12	25	16	13	17	18	6	5	7	220
Stomach	0	0	0	1	4	12	19	29	27	42	46	51	52	43	48	30	45	449
Thymus	0	0	2	2	1	0	0	3	2	2	4	3	3	1	0	0	0	23
Thyroid Gland	2	1	7	20	59	121	137	158	149	120	111	73	54	37	25	14	13	1101
Tongue, Base	0	0	0	0	0	0	2	0	1	1	3	0	1	0	1	0	0	9
Tongue, other	0	0	0	0	0	1	2	1	2	5	4	8	4	9	6	4	5	51
Tonsil	0	0	0	0	0	0	0	0	0	0	1	0	0	1	0	0	0	2
Trachea	0	0	0	0	0	0	0	0	0	0	0	1	0	0	0	0	0	1
Unknown Primary Site	4	3	3	5	4	8	15	26	26	47	60	47	62	64	30	25	25	454
Unspecified Site	8	4	2	1	0	0	1	2	0	7	2	3	2	7	4	1	6	50
Ureter	0	0	0	0	0	0	0	0	0	1	1	0	0	1	0	0	0	3

Cancer	0 – <5	5 – <10	10 - <15	15 - <20	20 - <25	25 - <30	30 - <35	35 - <40	40 - <45	45 - <50	50 - <55	55 - <60	60 - <65	65 - <70	70 - <75	75 - <80	80 +	Total
Urinary Bladder	2	1	0	3	1	3	6	6	9	9	25	27	36	64	56	48	65	361
Urinary Organs, other	0	0	0	0	0	0	0	0	0	0	0	0	0	0	0	0	1	1
Uterus Unspecified	0	0	0	0	5	4	11	15	38	52	86	102	89	75	61	17	22	577
Vagina	2	0	0	0	0	1	0	2	1	2	3	5	4	2	4	2	1	29
Vulva	1	0	0	0	0	0	1	1	2	3	1	5	7	5	5	1	0	32
Total	306	259	178	230	323	540	775	1187	1615	1960	2103	1940	1827	1759	1296	714	839	17851
Percentage	1.71	1.45	1.00	1.29	1.81	3.03	4.34	6.65	9.05	10.98	11.78	10.87	10.23	9.85	7.26	4.00	4.70	100%
IR	11.05	10.60	7.99	11.19	17.48	33.80	58.54	103.21	155.94	216.90	278.12	362.22	453.90	536.11	655.18	660.93	839.87	90.23

3.2.6. Distribution of cancer by the site of the Cancer, governorates and gender, Iraq, 2020:

Table No.; (11 & 12) shows the distribution cancers in Iraq by the site of the cancer, governorates and gender.

Table No.; (11) Distribution of cancer in male by the site of the cancer and governorates, Iraq, 2020

Cancer	Al-Anbar	Al-Basra	Al-Muthana	Al-Najaf	Al-Qadeseya	Al-Sulaimaniya	Babil	Baghdad	Diyala	Duhok	Erbil	Karbala	Kirkuk	Misan	Nineveh	Salah Al-Deen	ThiQar	Wasit	Un.	Total
Accessory sinus	1	3	0	0	1	2	0	4	0	0	1	1	0	0	2	0	2	0	0	17
Adrenal Gland	1	5	1	3	0	3	0	7	4	0	1	2	0	0	10	3	5	2	0	47
Anus & Anal Canal	0	1	3	1	1	0	0	5	1	0	2	0	1	0	2	0	1	2	0	20
Biliary Tract, other	4	3	1	1	6	3	1	10	2	0	12	3	0	1	2	0	2	3	0	54
Bone & cartilage, limbs	9	14	1	2	3	0	9	27	6	0	5	4	2	0	9	5	9	4	0	109
Bones & Cartilage, other	2	8	3	6	1	15	5	40	5	9	5	3	1	6	14	5	11	10	0	149
Brain	23	62	15	37	26	49	56	240	45	32	27	30	20	23	73	17	56	30	0	861
Breast	3	9	2	3	3	9	4	34	7	6	14	4	3	2	7	3	6	4	0	123
Bronchus & Lung	50	110	36	101	70	127	91	343	57	80	124	73	41	53	156	41	123	55	0	1731
Chronic Myelo proliferative Disorders	0	15	0	0	0	113	0	4	0	1	3	1	2	1	1	0	0	1	0	142
Colon	30	48	8	16	20	75	40	224	31	24	68	29	25	12	75	21	33	12	0	791
Endocrine Gland, other	1	4	0	2	4	2	2	14	4	0	0	5	3	1	2	1	0	1	0	46

Cancer	Al-Anbar	Al-Basra	Al-Muthana	Al-Najaf	Al-Qadeseya	Al-Sulaimaniya	Babil	Baghdad	Diyala	Duhok	Erbil	Karbala	Kirkuk	Misan	Nineveh	Salah Al-Deen	ThiQar	Wasit	Un.	Total
Esophagus	2	7	3	3	1	23	2	24	5	8	10	1	3	4	7	2	9	0	0	114
Eye & Adnexa	2	2	1	1	0	4	2	8	2	3	1	0	1	0	3	3	4	1	0	38
Gallbladder	2	8	1	5	2	12	3	18	3	3	2	5	6	3	7	1	3	2	0	86
Gum	0	0	0	0	0	0	0	1	0	0	0	1	1	0	0	0	0	0	0	3
Heart, Mediastinum, Pleura	1	6	0	1	3	3	0	8	1	2	0	1	0	0	1	0	1	0	0	28
Hodgkin Lymphomas	30	32	15	15	5	27	12	65	15	10	18	16	4	4	19	15	16	5	0	323
Hypopharynx	1	0	0	0	0	2	1	2	0	0	1	1	0	0	2	2	0	0	0	12
Immunoprolifr ative Diseases	0	1	0	0	0	0	0	0	0	0	0	0	0	1	1	0	0	0	0	3
Kidney	16	45	4	18	24	49	23	129	21	15	53	22	23	8	28	22	26	19	0	545
Larynx	8	18	5	13	10	14	15	72	11	11	25	11	16	6	35	10	11	12	0	303
Leukemia	33	88	17	40	29	69	51	201	32	40	56	47	19	29	80	29	43	37	0	940
Lip	0	1	0	0	0	3	0	2	0	0	1	0	0	0	1	0	1	1	0	10
Liver & Bile Ducts	12	11	5	23	22	35	18	97	20	18	7	15	14	7	40	21	22	17	0	404
Male Genital - other	0	0	0	1	0	1	0	0	0	0	0	0	0	0	0	0	0	0	0	2
Meninges	2	1	1	1	1	1	4	32	1	0	1	4	3	0	6	2	3	3	0	66
Mouth - Floor	1	0	0	0	0	2	1	1	0	0	0	0	0	0	0	1	0	0	0	6
Mouth - other	0	4	0	4	1	1	2	4	0	0	0	0	0	0	5	0	1	2	0	24
Mouth - Palate	0	1	0	0	1	0	0	0	0	0	0	0	0	0	0	0	2	0	0	4
Mouth Glands	3	2	1	1	2	1	1	4	0	1	5	3	1	0	6	4	1	1	0	37
Myelodys Plastic Syndromes	0	9	0	0	0	16	0	2	1	0	2	0	2	1	0	0	0	1	0	34
Nasal Cavity	0	2	0	1	1	1	1	8	2	2	1	1	1	1	3	1	3	1	0	30

Cancer	Al-Anbar	Al-Basra	Al-Muthana	Al-Najaf	Al-Qadeseya	Al-Sulaimaniya	Babil	Baghdad	Diyala	Duhok	Erbil	Karbala	Kirkuk	Misan	Nineveh	Salah Al-Deen	ThiQar	Wasit	Un.	Total
Nasopharyn	5	11	4	9	6	6	7	30	7	3	3	8	3	2	4	4	8	2	0	122
Nerves System	1	0	0	0	0	0	1	3	0	0	1	0	0	6	1	0	1	1	0	15
Nervous system, Other	1	5	0	2	0	5	0	10	0	0	3	1	1	0	1	1	2	0	0	32
Non-Hodgkin Lymphoma	45	72	12	45	34	40	36	173	20	13	46	29	25	26	55	21	40	37	0	769
Oropharynx	1	2	0	0	0	0	1	1	1	1	1	0	0	1	0	0	0	0	0	9
Other Digestive Organs	1	0	0	3	1	0	0	1	0	0	2	1	0	0	2	0	0	0	0	11
Other Respiratory & Thoracic	1	0	0	0	1	0	0	1	0	0	0	0	0	0	0	1	0	0	0	4
Pancreas	18	45	7	28	12	30	33	109	13	10	23	37	11	24	44	15	32	21	1	513
Parotid Gland	2	4	0	1	2	8	1	6	1	1	1	1	0	0	0	1	2	0	0	31
Pelvis	0	0	0	0	0	1	1	0	2	0	2	0	0	0	0	0	0	0	0	6
Penis	0	1	0	0	1	0	0	1	1	0	0	0	0	0	2	1	0	0	0	7
Peritoneum	0	4	0	2	2	1	1	9	2	0	0	1	0	1	1	2	1	1	0	28
Pharynx	1	2	0	0	0	0	1	3	2	0	0	0	1	0	0	0	1	2	0	13
Plasma Cell Tumor	11	19	0	6	14	33	9	21	1	4	14	8	2	0	11	0	10	2	0	165
Prostate	42	72	9	64	40	74	66	272	46	21	105	47	38	17	74	26	41	24	0	1078
Pyriform	0	0	0	0	0	0	3	1	0	0	0	1	0	0	0	0	0	0	0	5
Recto sigmoid Junction	6	0	0	0	2	0	0	5	3	1	6	1	0	0	3	1	0	0	0	28
Rectum	19	20	8	11	8	38	10	94	12	10	23	14	11	9	22	6	16	9	0	340
Skin, other	12	26	11	27	14	36	10	106	26	9	89	28	12	6	55	19	8	14	1	509
Small intestine	2	6	4	3	2	1	1	19	2	0	4	5	0	4	3	3	5	6	0	70
Soft Tissues	4	38	7	10	11	12	22	69	13	5	11	10	8	8	18	8	10	3	0	267

Cancer	Al-Anbar	Al-Basra	Al-Muthana	Al-Najaf	Al-Qadeseya	Al-Sulaimaniya	Babil	Baghdad	Diyala	Duhok	Erbil	Karbala	Kirkuk	Misan	Nineveh	Salah Al-Deen	ThiQar	Wasit	Un.	Total
Stomach	23	46	10	19	15	48	24	108	34	17	43	28	16	14	71	16	32	17	1	582
Testis	10	11	2	12	9	19	2	48	8	10	12	10	8	6	24	8	6	6	0	211
Thymus	2	3	2	1	0	3	0	3	0	0	1	2	0	0	0	1	2	0	0	20
Thyroid Gland	21	24	5	13	17	19	16	64	7	3	22	11	8	9	18	21	19	12	0	309
Tongue, Base	0	0	0	0	0	0	2	6	3	0	0	0	0	0	1	1	1	2	0	16
Tongue, other	1	5	0	2	0	2	4	11	1	0	3	2	3	2	3	0	3	1	0	43
Tonsil	0	0	0	0	1	0	1	1	0	0	3	0	0	0	1	1	1	0	0	9
Trachea	0	0	0	0	0	0	0	2	0	0	0	0	0	0	0	1	1	0	0	4
Unknown Primary Site	4	26	1	1	4	65	4	131	12	15	27	7	4	7	46	4	10	12	0	380
Unspecified Site	1	2	1	0	6	1	1	19	1	1	3	0	1	1	2	1	1	2	0	44
Ureter	1	0	0	1	0	0	0	0	0	0	0	0	0	1	1	0	1	0	0	5
Urinary Bladder	42	95	23	50	42	57	53	244	26	18	91	62	17	32	64	31	88	53	1	1089
Urinary Organs, other	0	0	1	0	0	0	0	1	1	0	0	0	0	0	0	0	1	1	0	5
Total	514	1059	230	609	481	1161	654	3202	521	407	984	597	361	339	1124	403	737	454	4	13841
Percentage	3.71	7.65	1.66	4.40	3.48	8.39	4.73	23.13	3.76	2.94	7.11	4.31	2.61	2.45	8.12	2.91	5.32	3.28	0.03	100%
IR	54.35	68.13	52.91	77.46	69.77	100.46	59.33	73.71	59.61	58.94	99.26	91.71	42.29	57.02	56.43	47.33	65.86	61.66	---	67.96

Table No.; (12) Distribution of cancer in female by the site of the cancer and governorates, Iraq, 2020

Cancer	Al-Anbar	Al-Basra	Al-Muthana	Al-Najaf	Al-Qadeseya	Al-Sulaimaniya	Babil	Baghdad	Diyala	Duhok	Erbil	Karbala	Kirkuk	Misan	Nineveh	Salah Al-Deen	ThiQar	Wasit	Un.	Total
Accessory sinus	0	2	1	0	0	0	0	1	0	2	0	0	0	0	1	1	0	0	0	8
Adrenal Gland	0	3	1	0	0	2	2	11	2	2	9	0	2	1	3	1	1	0	0	40
Anus & Anal Canal	0	3	0	0	1	0	1	6	0	1	0	1	1	0	2	0	4	1	0	21
Biliary Tract, other	3	8	0	0	4	6	0	13	4	1	5	0	0	0	1	0	2	0	0	47
Bone & cartilage, limbs	6	6	2	4	3	2	4	24	3	0	4	5	0	1	2	2	10	4	0	82
Bones & Cartilage, other	3	3	2	5	6	13	5	18	1	2	5	3	1	3	6	2	4	8	0	90
Brain	21	50	6	37	26	46	31	212	40	22	21	24	13	12	81	22	42	21	0	727
Breast	222	438	66	256	171	359	266	1839	298	110	362	246	267	120	471	249	231	158	3	6132
Bronchus & Lung	23	38	18	49	33	45	53	160	37	12	26	51	26	18	43	26	62	39	1	760
Cervix Uteri	2	23	3	16	11	9	8	87	7	5	18	15	2	1	9	3	15	5	2	241
Chronic Myeloproliferative Disorders	0	5	0	1	1	53	0	5	1	0	5	0	0	0	1	2	0	0	0	74
Colon	37	42	4	23	28	60	32	188	26	23	51	31	20	17	58	29	24	25	0	718
Corpus Uteri	12	3	1	25	4	48	5	190	15	6	37	5	10	2	16	6	2	5	0	392
Endocrine Gland, other	6	4	2	1	7	1	5	21	0	1	5	4	2	3	4	3	0	1	0	70
Esophagus	0	8	2	2	2	19	2	10	3	2	9	0	0	0	10	1	3	3	0	76
Eye & Adnexa	0	8	0	1	1	2	4	14	1	1	5	1	3	0	4	4	3	0	0	52

Cancer	Al-Anbar	Al-Basra	Al-Muthana	Al-Najaf	Al-Qadeseya	Al-Sulaimaniya	Babil	Baghdad	Diyala	Duhok	Erbil	Karbala	Kirkuk	Misan	Nineveh	Salah Al-Deen	ThiQar	Wasit	Un.	Total
Female Genital - other	0	0	0	0	0	1	0	0	0	0	1	0	0	0	0	0	0	0	0	2
Gallbladder	5	10	0	3	2	7	5	27	5	4	4	5	0	0	6	4	5	7	0	99
Gum	0	0	0	0	0	1	1	0	0	0	0	0	1	0	0	0	0	0	0	3
Heart, Mediastinum, Pleura	0	1	2	3	3	3	1	4	1	2	1	2	0	0	0	2	0	1	0	26
Hodgkin Lymphomas	32	35	4	12	3	14	15	51	8	11	14	16	7	5	20	9	11	8	0	275
Hypopharynx	1	0	1	0	0	1	1	0	0	0	1	1	0	0	2	0	1	0	0	9
Immunoprolifra tive Diseases	1	0	0	0	0	0	0	0	0	0	1	0	0	6	0	0	0	0	0	8
Kidney	8	26	8	20	11	25	10	71	7	6	26	16	11	7	26	6	18	17	0	319
Larynx	1	5	5	2	5	1	8	20	6	1	4	0	5	2	11	3	3	2	0	84
Leukemia	29	72	15	33	35	31	27	164	23	31	40	45	18	25	53	33	51	28	0	753
Lip	0	0	0	1	0	0	1	0	1	0	1	0	0	0	1	0	0	0	0	5
Liver & Bile Ducts	4	10	6	17	25	17	21	71	18	14	10	19	7	8	15	13	20	14	0	309
Meninges	6	0	4	8	11	6	8	60	7	1	4	5	4	2	8	3	4	9	0	150
Mouth - Floor	0	0	0	0	0	0	0	3	0	0	0	0	0	0	0	0	0	0	0	3
Mouth - other	0	3	1	1	1	2	0	1	1	0	2	0	1	0	1	0	0	0	0	14
Mouth - Palate	0	0	0	0	0	3	2	2	0	0	0	1	0	0	0	1	1	0	0	10
Mouth Glands	0	0	1	0	0	1	4	11	1	0	1	3	1	1	4	1	2	2	0	33
Myelodys Plastic Syndromes	0	8	0	0	0	13	0	0	2	1	3	0	0	2	1	0	0	0	0	30
Nasal Cavity	0	0	0	1	0	1	0	7	1	0	1	1	0	0	1	0	0	2	0	15

Cancer	Al-Anbar	Al-Basra	Al-Muthana	Al-Najaf	Al-Qadeseya	Al-Sulaimaniya	Babil	Baghdad	Diyala	Duhok	Erbil	Karbala	Kirkuk	Misan	Nineveh	Salah Al-Deen	ThiQar	Wasit	Un.	Total
Nasopharyn	2	9	4	5	5	8	2	8	2	3	1	3	2	3	4	0	7	2	0	70
Nerves System	1	2	0	2	0	0	2	5	0	0	0	0	0	3	0	0	2	1	0	18
Nervous system, Other	0	2	2	2	0	3	1	6	0	1	1	0	0	0	2	1	1	2	0	24
Non-Hodgkin Lymphoma	19	49	16	27	21	26	19	111	18	12	24	24	18	17	45	14	34	24	1	519
Oropharynx	0	0	0	0	0	0	1	1	0	1	0	0	2	0	0	0	1	0	0	6
Other Digestive Organs	0	0	1	0	1	0	0	6	2	2	1	1	0	0	0	1	2	0	0	17
Other Respiratory & Thoracic	2	0	0	0	0	0	0	1	0	0	0	0	0	0	0	0	1	0	0	4
Ovary	26	60	11	28	22	47	35	199	30	14	29	22	34	19	51	17	30	16	0	690
Pancreas	16	25	6	20	6	20	15	80	17	10	16	26	7	11	25	12	33	7	0	352
Parotid Gland	0	2	1	3	2	1	5	10	0	0	2	1	2	1	5	2	2	0	0	39
Pelvis	1	0	0	0	0	0	0	1	1	0	0	0	0	0	0	1	1	0	0	5
Peritoneum	1	1	2	0	3	1	1	5	2	0	6	1	1	1	0	0	0	0	0	25
Pharynx	1	2	0	1	0	0	1	1	0	0	0	0	1	0	0	2	1	0	0	10
Placenta	1	6	0	1	0	4	0	12	2	1	13	3	2	1	3	3	4	0	0	56
Plasma Cell Tumor	7	17	2	4	1	15	4	21	3	4	6	7	3	1	10	1	11	1	0	118
Pyriform	0	0	0	0	0	0	1	1	0	0	0	0	0	0	0	0	0	0	0	2
Recto sigmoid Junction	6	3	0	0	2	1	0	4	5	0	2	0	2	1	2	1	2	0	0	31
Rectum	15	20	4	13	9	32	16	71	10	6	28	4	15	8	17	9	15	10	0	302
Skin, other	11	31	7	18	24	31	9	83	19	15	92	20	13	4	33	18	6	13	0	447

Cancer	Al-Anbar	Al-Basra	Al-Muthana	Al-Najaf	Al-Qadeseya	Al-Sulaimaniya	Babil	Baghdad	Diyala	Duhok	Erbil	Karbala	Kirkuk	Misan	Nineveh	Salah Al-Deen	ThiQar	Wasit	Un.	Total
Small intestine	5	8	0	3	0	5	6	14	2	0	5	8	0	1	4	3	6	6	0	76
Soft Tissues	7	25	4	11	11	18	9	53	7	4	22	10	3	3	17	2	7	7	0	220
Stomach	27	27	4	17	20	30	12	103	19	6	17	23	13	15	51	25	20	20	0	449
Thymus	1	3	0	3	0	0	1	6	0	0	3	3	0	0	2	0	0	1	0	23
Thyroid Gland	100	47	21	52	29	49	41	323	39	11	49	48	19	30	97	73	41	32	0	1101
Tongue, Base	0	0	0	0	0	0	3	5	0	0	0	0	0	0	0	0	0	1	0	9
Tongue, other	1	4	1	0	4	0	2	9	3	1	4	2	4	2	0	4	8	2	0	51
Tonsil	0	0	0	0	0	0	0	1	0	0	1	0	0	0	0	0	0	0	0	2
Trachea	0	0	0	0	0	0	0	0	0	0	1	0	0	0	0	0	0	0	0	1
Unknown Primary Site	4	31	2	5	5	72	2	174	18	12	25	7	13	3	53	13	7	8	0	454
Unspecified Site	1	1	1	1	6	1	0	21	1	0	1	1	1	2	7	3	1	1	0	50
Ureter	0	0	0	0	0	0	0	0	0	0	0	0	0	2	0	0	1	0	0	3
Urinary Bladder	5	33	8	24	24	10	20	78	16	3	25	26	7	11	11	11	38	11	0	361
Urinary Organs, other	0	0	0	0	0	0	0	0	0	0	0	0	0	0	0	0	0	1	0	1
Uterus Unspecified	13	53	8	7	30	12	39	109	22	6	11	45	30	20	81	36	29	26	0	577
Vagina	1	1	0	2	0	0	0	11	1	1	3	3	0	0	3	1	2	0	0	29
Vulva	2	4	1	0	1	0	1	8	2	0	4	0	1	0	3	1	1	3	0	32
Total	698	1280	261	770	620	1178	770	4832	760	374	1068	788	595	395	1387	680	833	555	7	17851
Percentage	3.91	7.17	1.46	4.31	3.47	6.60	4.31	27.07	4.26	2.10	5.98	4.41	3.33	2.21	7.77	3.81	4.67	3.11	0.04	100%
Incidence rate	75.97	84.77	61.81	100.82	92.58	104.93	71.91	114.51	89.52	55.75	110.91	124.61	71.75	68.40	71.68	82.21	76.63	77.60	---	90.23

Top Ten Cancers in Iraq 2020

Iraq
Populations Number : 40150200
Cancer Cases Number :31692
Incidence Rate: 78.93/100,000 Iraq Populations

3.3. Top ten cancers in Iraq, 2020:

3.3.1. Distribution and the incidence rate of the top ten cancers, Iraq, 2020:

Table No.; (13), Figure No.; (9) shows that the highest percentage and incidence rate of the top ten cancers in Iraq was breast cancer and the lowest was stomach cancer

Table No.; (13) Distribution of the top ten cancers, Iraq, 2020

Top ten, total		No.	%
1	Breast	6,255	19.74
2	Bronchus & Lung	2,491	7.86
3	Colorectal	2,210	6.97
4	Brain & other CNS	1,968	6.21
5	Leukemia	1,693	5.34
6	Urinary Bladder	1,450	4.58
7	Thyroid Gland	1,410	4.45
8	Non-Hodgkin Lymphoma	1,288	4.06
9	Prostate	1,078	3.40
10	Stomach	1,031	3.25
Total top ten		20,874	65.87
Total other site		10,818	34.13
Total		31,692	100.00%

Figure No.; (9) Incidence rate of the top ten cancer /100,000 populations, Iraq, 2020

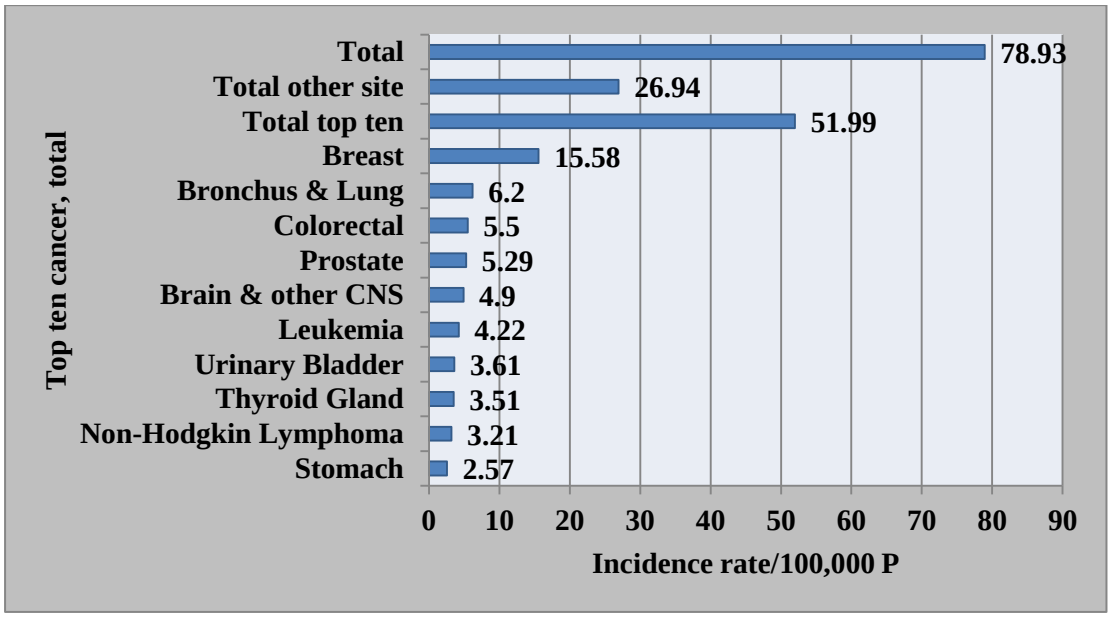

The prostate incidence rate is calculated from the male populations.

3.3.2. Distribution and the incidence rate of the top ten cancers in males, Iraq, 2020:

Table No.; (14), Figure No.; (10) shows that the highest percentage and incidence rate of the top ten cancer in males was bronchus & lung cancer and the lowest was pancreas stomach cancer.

Table No.; (14) Distribution of the top ten cancers in males, Iraq, 2020

Top ten, male		No.	%
1	Bronchus & Lung	1,731	12.51
2	Colorectal	1,159	8.37
3	Urinary Bladder	1,089	7.87
4	Prostate	1,078	7.79
5	Brain & other CNS	1,000	7.22
6	Leukemia	940	6.79
7	Non-Hodgkin Lymphoma	769	5.56
8	Stomach	582	4.20
9	Kidney	545	3.94
10	Pancreas	513	3.71
Total top ten		9,406	67.96
Total other site		4,435	32.04
Total		13,841	100.00%

Figure No.; (10) Incidence rate of the top ten cancer in males /100,000 male populations, Iraq, 2020

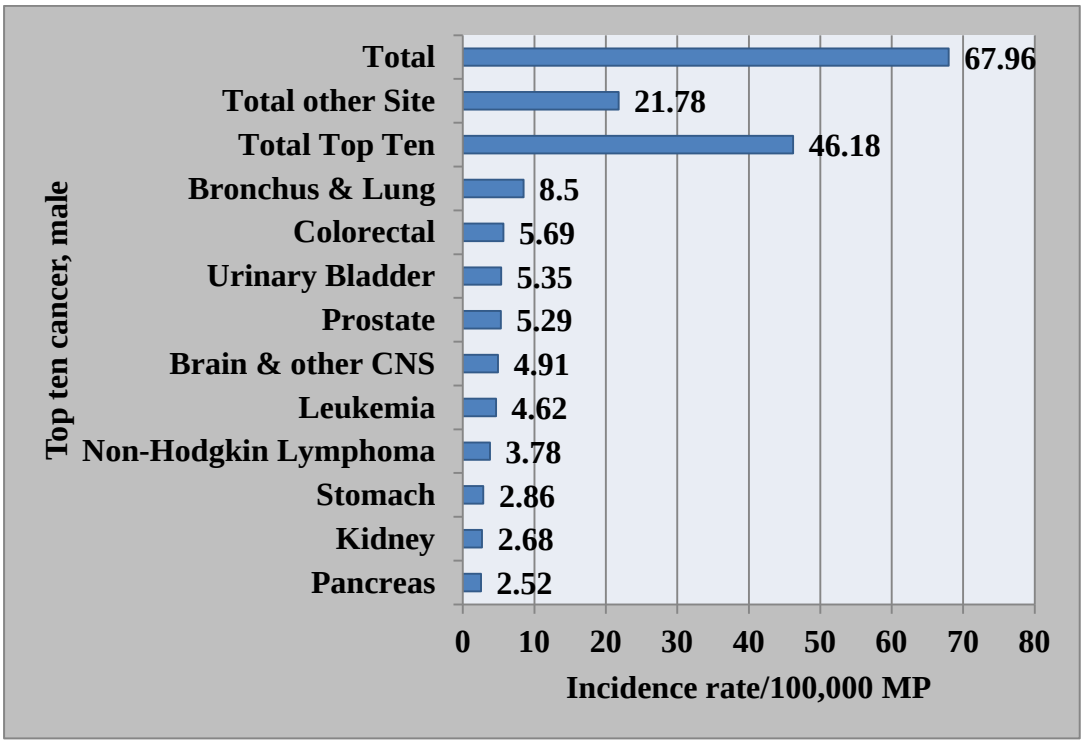

3.3.3. Distribution and the incidence rate of the top ten cancers in females, Iraq, 2020:

Table No.; (15), Figure No.; (11) shows that the highest percentage and incidence rate of the top ten cancer in females was breast cancer and the lowest was unknown primary site.

Table No.; (15) Distribution of the top ten cancers in females, Iraq, 2020

Top ten, female		No.	%
1	Breast	6,132	34.35
2	Thyroid Gland	1,101	6.17
3	Colorectal	1,051	5.89
4	Brain & other CNS	968	5.42
5	Bronchus & Lung	760	4.26
6	Leukemia	753	4.22
7	Ovary	690	3.87
8	Uterus Unspecified	577	3.23
9	Non-Hodgkin Lymphoma	519	2.91
10	Unknown Primary Site	454	2.54
Total top ten		13,005	72.85
Total other site		4,846	27.15
Total		17,851	100.00%

Figure No.; (11) Incidence rate of the top ten cancers in females /100,000 female populations, Iraq, 2020

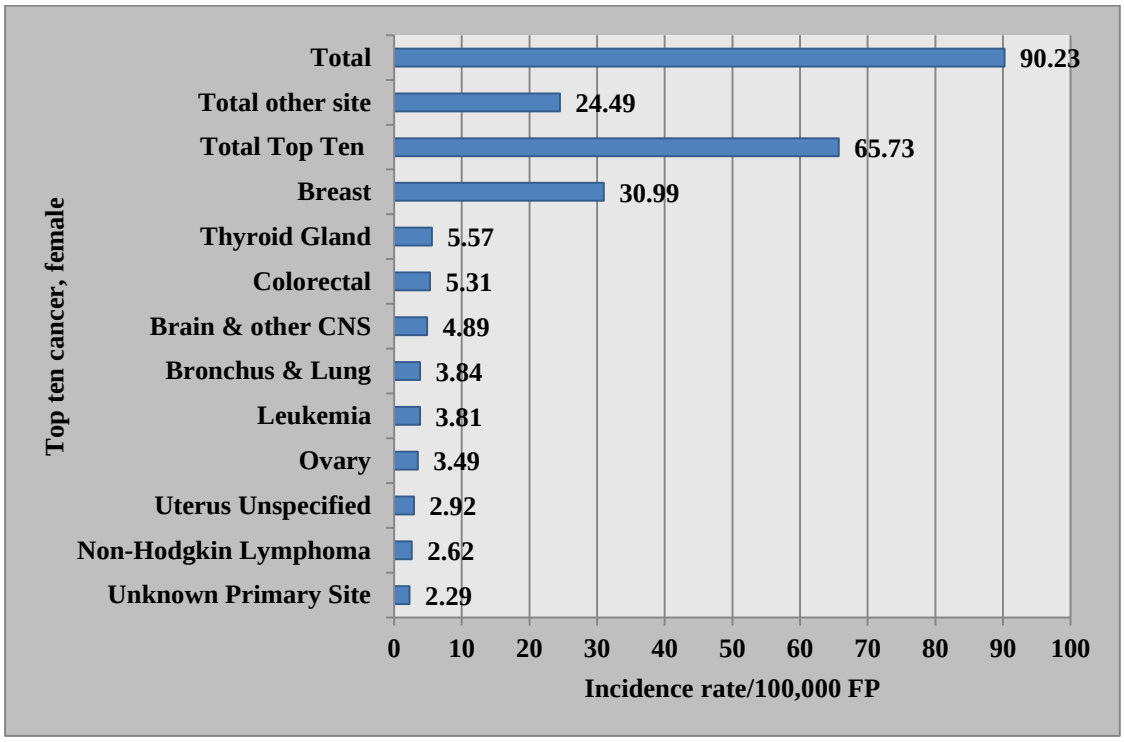

3.3.4. Distribution and the incidence rate of the top ten cancers by site and age group, Iraq, 2020:

Table No.; (16), Figure No.; (12) shows that the distribution and the incidence rate of the top ten cancers in Iraq by site and age group. It shows that the highest percentage was recorded among the age group 65 - < 70 years and the lowest among the age group 15 - < 20 years. While the highest incidence rate was recorded among the age group 80+ and the lowest among the age group 15 - < 20 years

Table No.; (16) Distribution of the top ten cancers by site and age group, Iraq, 2020

Top ten cancer	0 – <5	5 – <10	10 - <15	15 - <20	20 - <25	25 - <30	30 - <35	35 - <40	40 - <45	45 - <50	50 - <55	55 - <60	60 - <65	65 - <70	70 - <75	75 - <80	80 +	Total
Brain & other CNS	108	135	90	62	63	99	120	133	145	167	208	157	149	138	101	46	47	1968
Breast	0	0	0	0	25	99	271	502	859	978	959	805	666	474	310	172	135	6255
Bronchus & Lung	0	4	0	0	5	12	16	28	50	100	228	276	344	516	400	261	251	2491
Colorectal	0	2	1	0	30	51	87	122	146	188	278	248	267	319	205	125	141	2210
Leukemia	216	205	126	104	78	70	69	71	73	89	89	87	77	113	101	60	65	1693
Non-Hodgkin Lymphoma	43	59	53	42	52	49	49	78	71	105	130	116	96	135	102	54	54	1288
Prostate	0	0	0	1	1	1	0	1	3	12	45	67	124	219	222	182	200	1078
Stomach	0	1	0	3	8	23	36	42	68	85	106	116	125	131	97	83	107	1031
Thyroid Gland	2	2	9	28	72	145	167	186	185	156	150	93	70	55	44	19	27	1410
Urinary Bladder	5	2	0	6	8	9	19	25	41	72	122	138	163	232	235	177	196	1450
Total	374	410	279	246	342	558	834	1188	1641	1952	2315	2103	2081	2332	1817	1179	1223	20874
Percentage	1.79	1.96	1.34	1.18	1.64	2.67	4.00	5.69	7.86	9.35	11.09	10.07	9.97	11.17	8.70	5.65	5.86	100.00

Figure No.; (12) Incidence rate of the top ten cancer /100, 000 populations by age group, Iraq, 2020

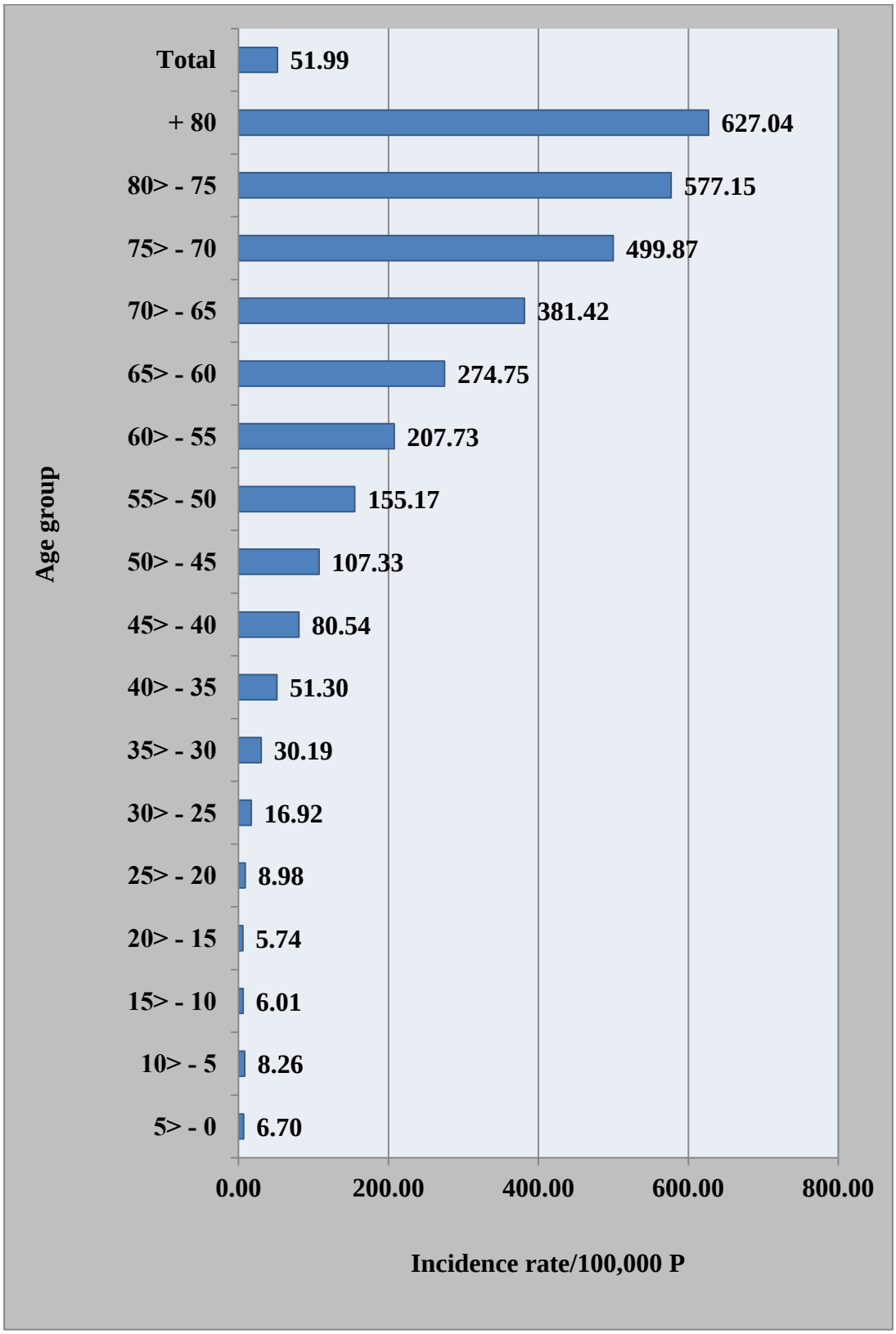

3.3.5. Distribution and the incidence rate of the top ten cancers by site and governorates, Iraq, 2020:

Table No.; (17), Figure No.; (13) shows the distribution and the incidence rate of the top ten cancers in Iraq by site, and governorates. It shows that the highest percentage was recorded in Baghdad and the lowest in Al Muthana. The highest incidence rate of cancer was recorded in Karbala and the lowest recorded in Al-Muthana.

Table No.; (17) Distribution of the top ten cancers by site and governorates, Iraq, 2020

Top ten cancer	Al-Anbar	Al-Basra	Al-Muthana	Al-Najaf	Al-Qadeseya	Al-Sulaimaniya	Babil	Baghdad	Diyala	Duhok	Erbil	Karbala	Kirkuk	Misan	Nineveh	Salah Al-Deen	ThiQar	Wasit	Un.	Total
Brain & other CNS	60	128	29	90	75	112	106	594	96	57	62	73	45	41	176	49	108	67	0	1968
Breast	225	447	68	259	174	368	270	1873	305	116	376	250	270	122	478	252	237	162	3	6255
Bronchus & Lung	73	148	54	150	103	172	144	503	94	92	150	124	67	71	199	67	185	94	1	2491
Colorectal	113	133	24	63	69	206	98	586	87	64	178	79	73	47	177	67	90	56	0	2210
Leukemia	62	160	32	73	64	100	78	365	55	71	96	92	37	54	133	62	94	65	0	1693
Non-Hodgkin Lymphoma	64	121	28	72	55	66	55	284	38	25	70	53	43	43	100	35	74	61	1	1288
Prostate	42	72	9	64	40	74	66	272	46	21	105	47	38	17	74	26	41	24	0	1078
Stomach	50	73	14	36	35	78	36	211	53	23	60	51	29	29	122	41	52	37	1	1031
Thyroid Gland	121	71	26	65	46	68	57	387	46	14	71	59	27	39	115	94	60	44	0	1410
Urinary Bladder	47	128	31	74	66	67	73	322	42	21	116	88	24	43	75	42	126	64	1	1450
Total	857	1481	315	946	727	1311	983	5397	862	504	1284	916	653	506	1649	735	1067	674	7	20874
Percentage	4.11	7.09	1.51	4.53	3.48	6.28	4.71	25.86	4.13	2.41	6.15	4.39	3.13	2.42	7.90	3.52	5.11	3.23	0.03	100%

Figure No.; (13) Incidence rate of the top ten cancer /100, 000 populations by governorates, Iraq, 2020

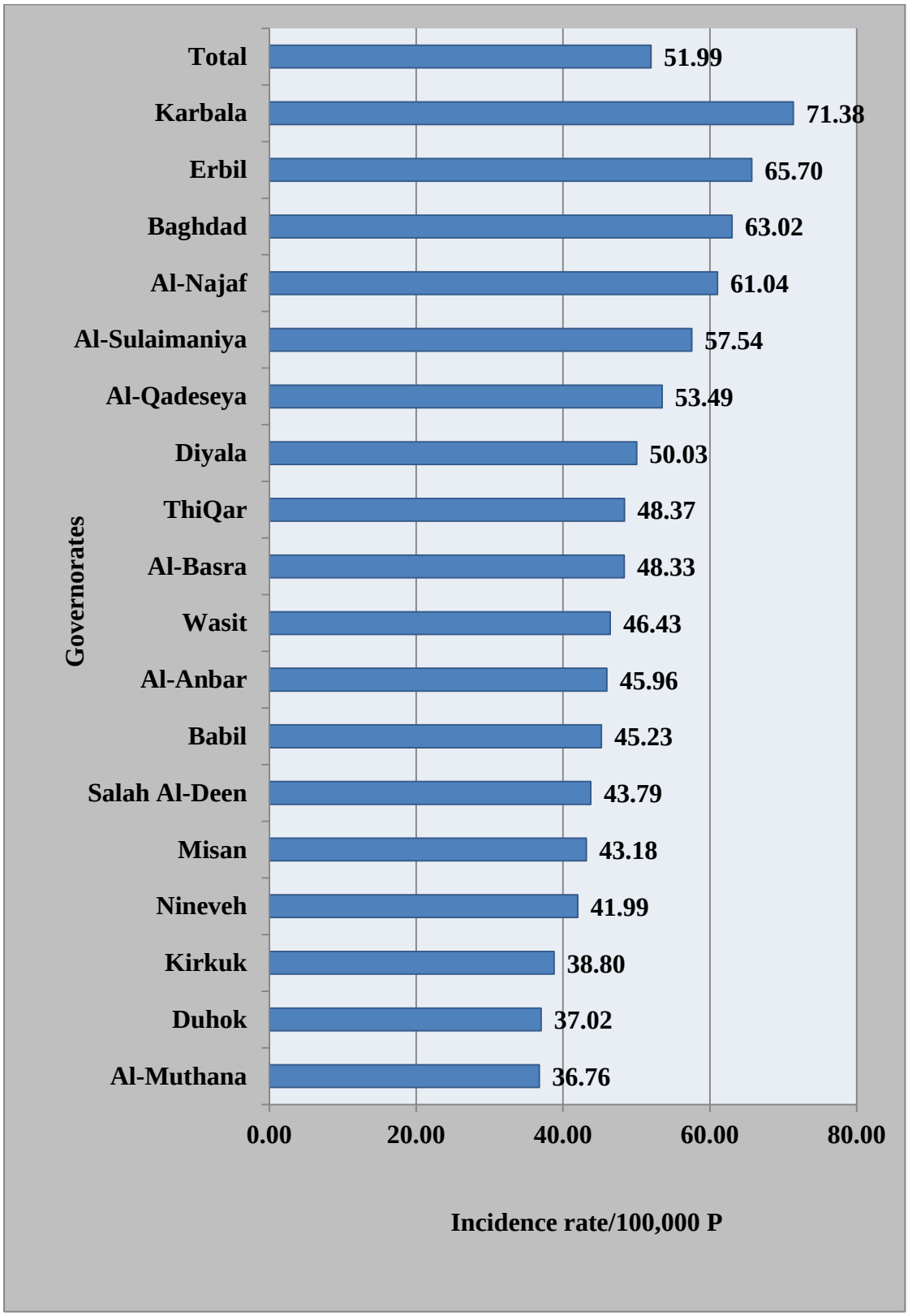

Results

Distribution & Incidence Rate of Top Ten Cancers by Governorates

Karbala
Populations Number : 1,283,348
Cancer Cases Number : 1385
Incidence Rate:107.92/100,000 Karbala Populations

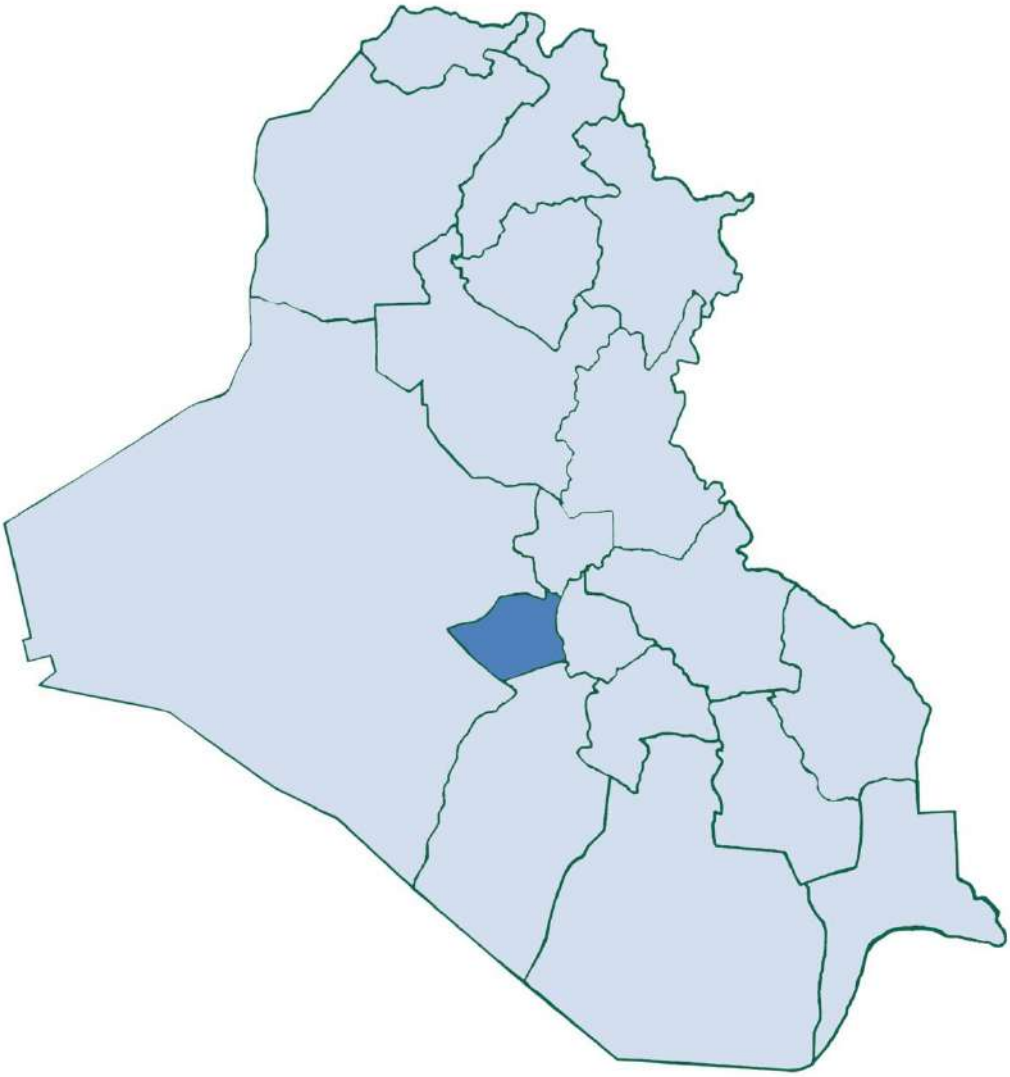

3.4.1. Karbala governorate

Table No.; (18) Distribution of the top ten cancers in Karbala, Iraq, 2020

Top ten, total		No.	%
1	Breast	250	18.05
2	Bronchus & Lung	124	8.95
3	Leukemia	92	6.64
4	Urinary Bladder	88	6.35
5	Colorectal	79	5.70
6	Brain & other CNS	73	5.27
7	Pancreas	63	4.55
8	Thyroid Gland	59	4.26
9	Non-Hodgkin Lymphoma	53	3.83
10	Stomach	51	3.68
Total top ten		932	67.29
Total other site		453	32.71
Total		1,385	100.00%

Figure No.; (14) Incidence rate of the top ten cancers in Karbala /100,000 Karbala populations, Iraq, 20

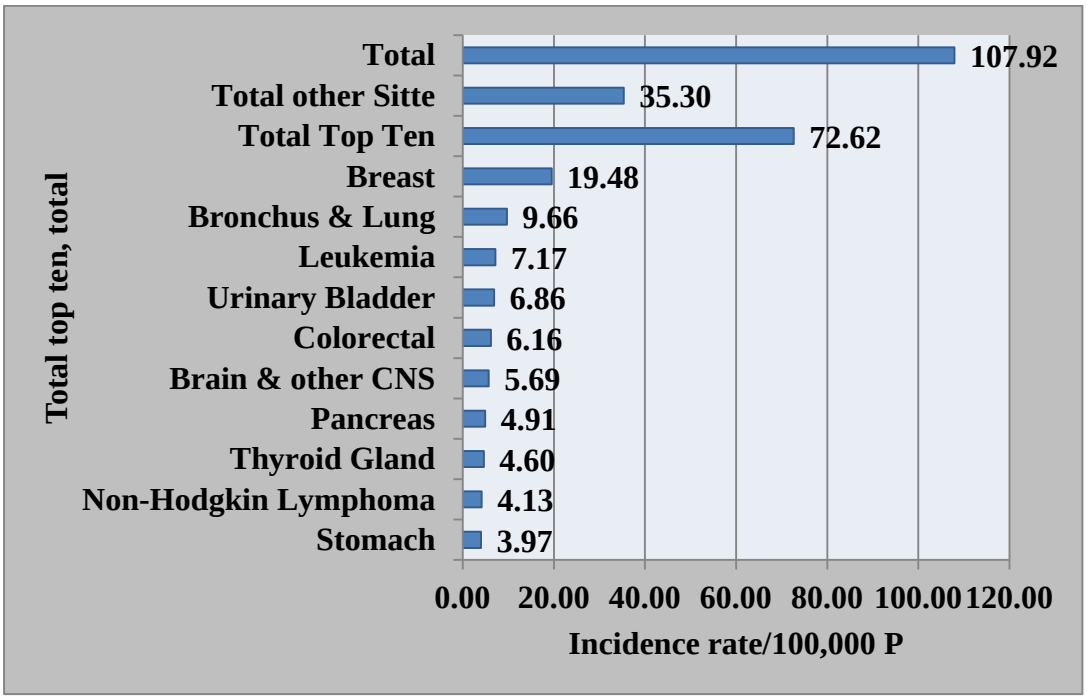

Table No.; (19) Distribution of the top ten cancers in males, Karbala, Iraq, 2020

Top ten, male		No.	%
1	Bronchus & Lung	73	12.23
2	Urinary Bladder	62	10.39
3	Leukemia	47	7.87
4	Prostate	47	7.87
5	Colorectal	44	7.37
6	Brain & other CNS	40	6.70
7	Pancreas	37	6.20
8	Non-Hodgkin Lymphoma	29	4.86
9	Skin, other	28	4.69
10	Stomach	28	4.69
Total top ten		435	72.86
Total other site		162	27.14
Total		597	100.00%

Figure No.; (15) Incidence rate of the top ten cancers in males /100,000 male populations, Karbala, Iraq, 2020

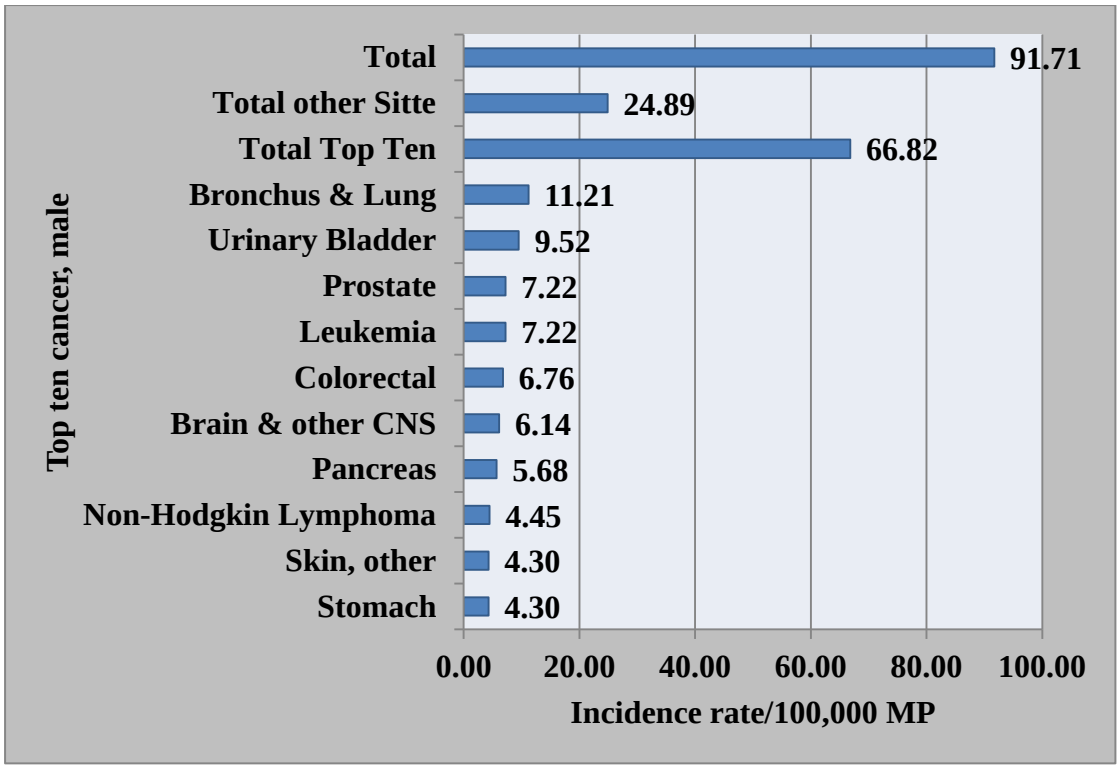

Table No.; (20) Distribution of the top ten cancers in females, Karbala, Iraq, 2020

Top ten, female		No.	%
1	Breast	246	31.22
2	Bronchus & Lung	51	6.47
3	Thyroid Gland	48	6.09
4	Leukemia	45	5.71
5	Uterus Unspecified	45	5.71
6	Colorectal	35	4.44
7	Brain & other CNS	33	4.19
8	Pancreas	26	3.30
9	Urinary Bladder	26	3.30
10	Non-Hodgkin Lymphoma	24	3.05
Total top ten		579	73.48
Total other site		209	26.52
Total		788	100.00%

Figure No.; (16) Incidence rate of the top ten cancers in females /100,000 female populations, Karbala, Iraq, 2020

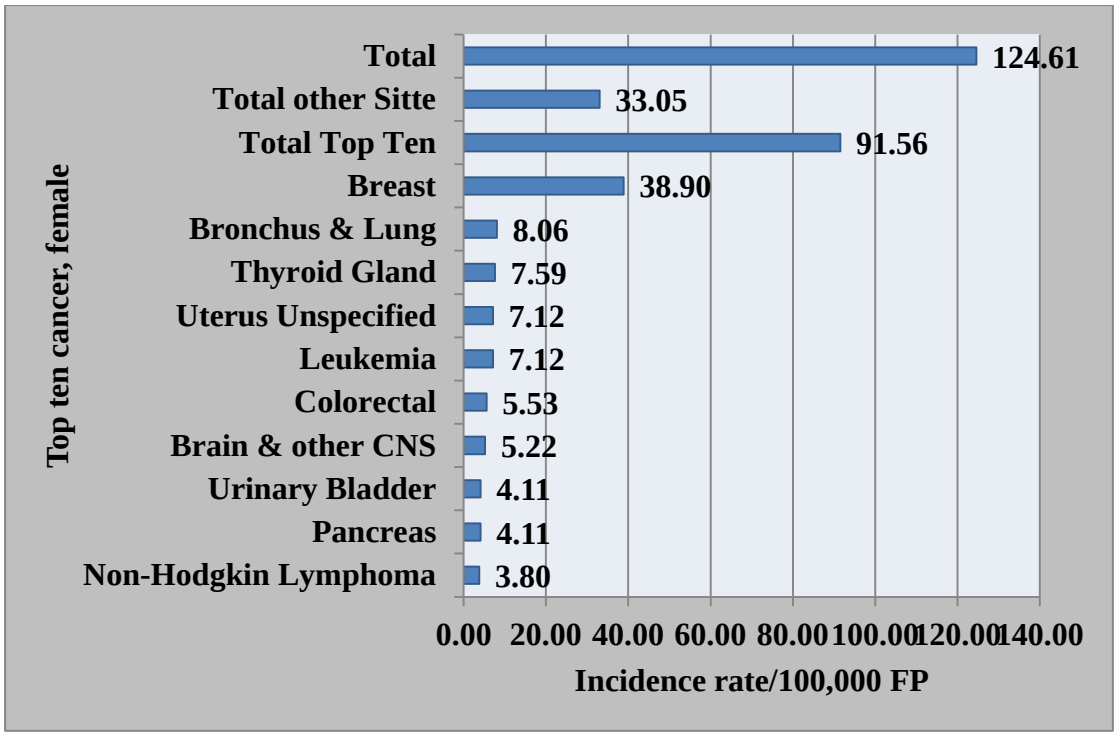

Table No.; (21) Distribution and the incidence rate of cancer/100,000 populations by ICD-O, site, and gender in Karbala, Iraq, 2020

Code / Cancer		Female			Male			Total		
		No.	%	IR	No.	%	IR	No.	%	IR
C02 / Tongue, other		2	0.14	0.32	2	0.14	0.31	4	0.29	0.31
C03 / Gum		0	0.00	0.00	1	0.07	0.15	1	0.07	0.08
C05 / Mouth - Palate		1	0.07	0.16	0	0.00	0.00	1	0.07	0.08
C07 / Parotid Gland		1	0.07	0.16	1	0.07	0.15	2	0.14	0.16
C08 / Mouth Glands		3	0.22	0.47	3	0.22	0.46	6	0.43	0.47
C11 / Nasopharynx		3	0.22	0.47	8	0.58	1.23	11	0.79	0.86
C12 / Pyriform		0	0.00	0.00	1	0.07	0.15	1	0.07	0.08
C13 / Hypopharynx		1	0.07	0.16	1	0.07	0.15	2	0.14	0.16
C15 / Esophagus		0	0.00	0.00	1	0.07	0.15	1	0.07	0.08
C16 / Stomach		23	1.66	3.64	28	2.02	4.30	51	3.68	3.97
C17 / Small intestine		8	0.58	1.27	5	0.36	0.77	13	0.94	1.01
C18 / Colon		31	2.24	4.90	29	2.09	4.45	60	4.33	4.68
C19 / Recto sigmoid Junction		0	0.00	0.00	1	0.07	0.15	1	0.07	0.08
C20 / Rectum		4	0.29	0.63	14	1.01	2.15	18	1.30	1.40
C21 / Anus & Anal Canal		1	0.07	0.16	0	0.00	0.00	1	0.07	0.08
C22 / Liver & Bile Ducts		19	1.37	3.00	15	1.08	2.30	34	2.45	2.65
C23 / Gallbladder		5	0.36	0.79	5	0.36	0.77	10	0.72	0.78
C24 / Biliary Tract , other		0	0.00	0.00	3	0.22	0.46	3	0.22	0.23
C25 / Pancreas		26	1.88	4.11	37	2.67	5.68	63	4.55	4.91
C26 / Other Digestive Organs		1	0.07	0.16	1	0.07	0.15	2	0.14	0.16
C30 / Nasal Cavity		1	0.07	0.16	1	0.07	0.15	2	0.14	0.16
C31 / Accessory Sinus		0	0.00	0.00	1	0.07	0.15	1	0.07	0.08
C32 / Larynx		0	0.00	0.00	11	0.79	1.69	11	0.79	0.86
C34 / Bronchus & Lung		51	3.68	8.06	73	5.27	11.21	124	8.95	9.66
C37 / Thymus		3	0.22	0.47	2	0.14	0.31	5	0.36	0.39
C38 / Heart, Mediastinum, Pleura		2	0.14	0.32	1	0.07	0.15	3	0.22	0.23
C40 / Bone & Cartilage, Limbs		5	0.36	0.79	4	0.29	0.61	9	0.65	0.70
C41 / Bones & Cartilage, other		3	0.22	0.47	3	0.22	0.46	6	0.43	0.47
C42/ Reticulo endothelial & Hemato poietic System	Chronic Myeloproliferative Disorders	0	0.00	0.00	1	0.07	0.15	1	0.07	0.08
	Leukemia	45	3.25	7.12	47	3.39	7.22	92	6.64	7.17
	Plasma Cell Tumor	7	0.51	1.11	8	0.58	1.23	15	1.08	1.17
C44 / Skin, other		20	1.44	3.16	28	2.02	4.30	48	3.47	3.74

Code / Cancer		Female			Male			Total		
		No.	%	IR	No.	%	IR	No.	%	IR
C48 / Peritoneum		1	0.07	0.16	1	0.07	0.15	2	0.14	0.16
C49 / Soft Tissues		10	0.72	1.58	10	0.72	1.54	20	1.44	1.56
C50 / Breast		246	17.76	38.90	4	0.29	0.61	250	18.05	19.48
C52 / Vagina		3	0.22	0.47	0	0.00	0.00	3	0.22	0.47
C53 / Cervix Uteri		15	1.08	2.37	0	0.00	0.00	15	1.08	2.37
C54 / Corpus Uteri		5	0.36	0.79	0	0.00	0.00	5	0.36	0.79
C55 / Uterus Unspecified		45	3.25	7.12	0	0.00	0.00	45	3.25	7.12
C56 / Ovary		22	1.59	3.48	0	0.00	0.00	22	1.59	3.48
C58 / Placenta		3	0.22	0.47	0	0.00	0.00	3	0.22	0.47
C61 / Prostate		0	0.00	0.00	47	3.39	7.22	47	3.39	7.22
C62 / Testis		0	0.00	0.00	10	0.72	1.54	10	0.72	1.54
C64 / Kidney		16	1.16	2.53	22	1.59	3.38	38	2.74	2.96
C67 / Urinary Bladder		26	1.88	4.11	62	4.48	9.52	88	6.35	6.86
C69 / Eye & Adnexa		1	0.07	0.16	0	0.00	0.00	1	0.07	0.08
C70 / Meninges		5	0.36	0.79	4	0.29	0.61	9	0.65	0.70
C71 / Brain		24	1.73	3.80	30	2.17	4.61	54	3.90	4.21
C72 / Nervous System, Other		0	0.00	0.00	1	0.07	0.15	1	0.07	0.08
C73 / Thyroid Gland		48	3.47	7.59	11	0.79	1.69	59	4.26	4.60
C74 / Adrenal gland		0	0.00	0.00	2	0.14	0.31	2	0.14	0.16
C75 / Endocrine Gland, other		4	0.29	0.63	5	0.36	0.77	9	0.65	0.70
C76 / Unspecified Site		1	0.07	0.16	0	0.00	0.00	1	0.07	0.08
C80 / Unknown Primary Site		7	0.51	1.11	7	0.51	1.08	14	1.01	1.09
C77/ Lymph nodes	Hodgkin Lymphomas	16	1.16	2.53	16	1.16	2.46	32	2.31	2.49
	Non-Hodgkin Lymphoma	24	1.73	3.80	29	2.09	4.45	53	3.83	4.13
Total		788	56.90	124.61	597	43.10	91.71	1385	100	107.92

Erbil
Populations Number : 1,954,268
Cancer Cases Number : 2052
Incidence Rate: 105.00 /100,000 Erbil Populations

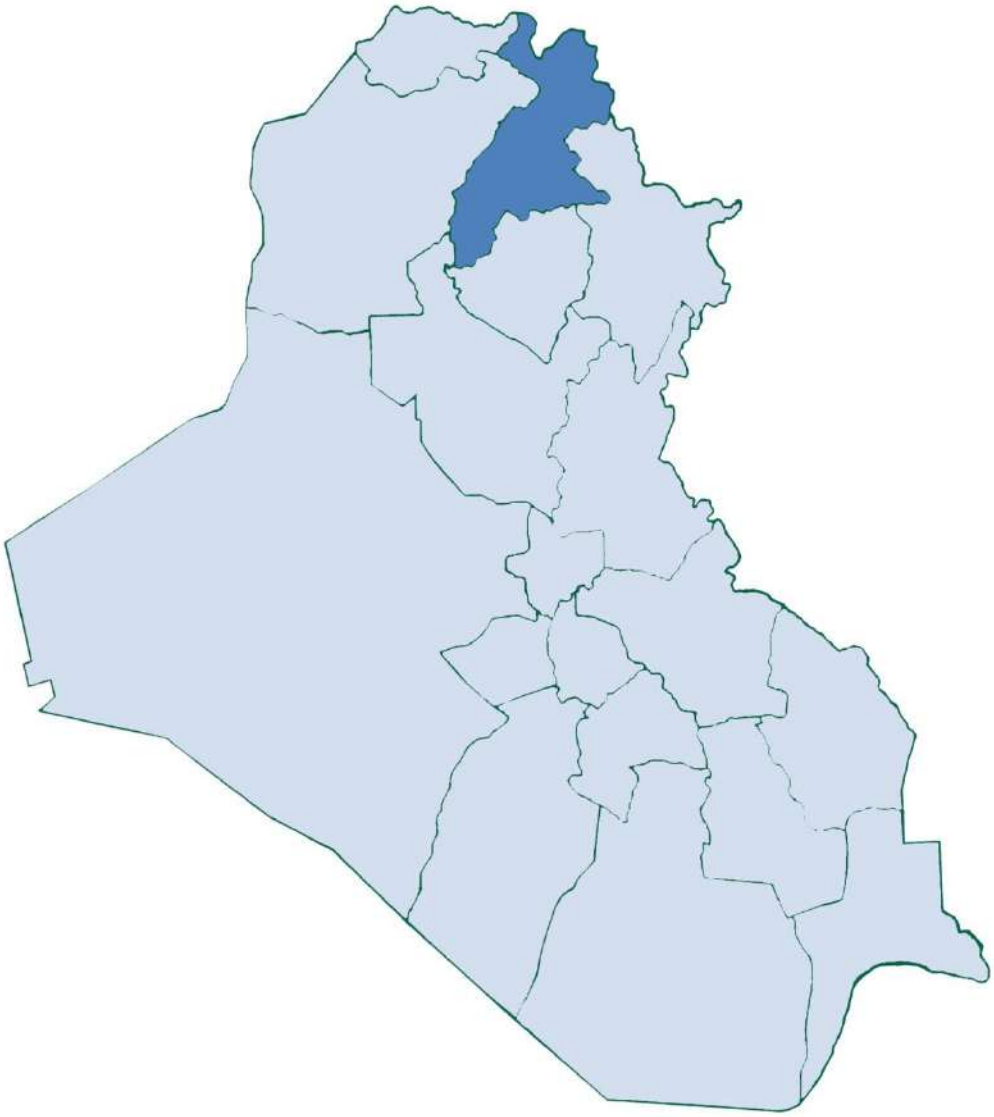

3.4.2. Erbil governorate

Table No.; (22) Distribution of the top ten cancers in Erbil, Iraq, 2020

Top ten, total		No.	%
1	Breast	376	18.32
2	Skin, other	181	8.82
3	Colorectal	178	8.67
4	Bronchus & Lung	150	7.31
5	Urinary Bladder	116	5.65
6	Prostate	105	5.12
7	Leukemia	96	4.68
8	Kidney	79	3.85
9	Thyroid Gland	71	3.46
10	Non-Hodgkin Lymphoma	70	3.41
Total top ten		1,422	69.30
Total other site		630	30.70
Total		2,052	100.00%

Figure No.; (17) Incidence rate of the top ten cancers in Erbil /100,000 Erbil Populations, Iraq, 2020

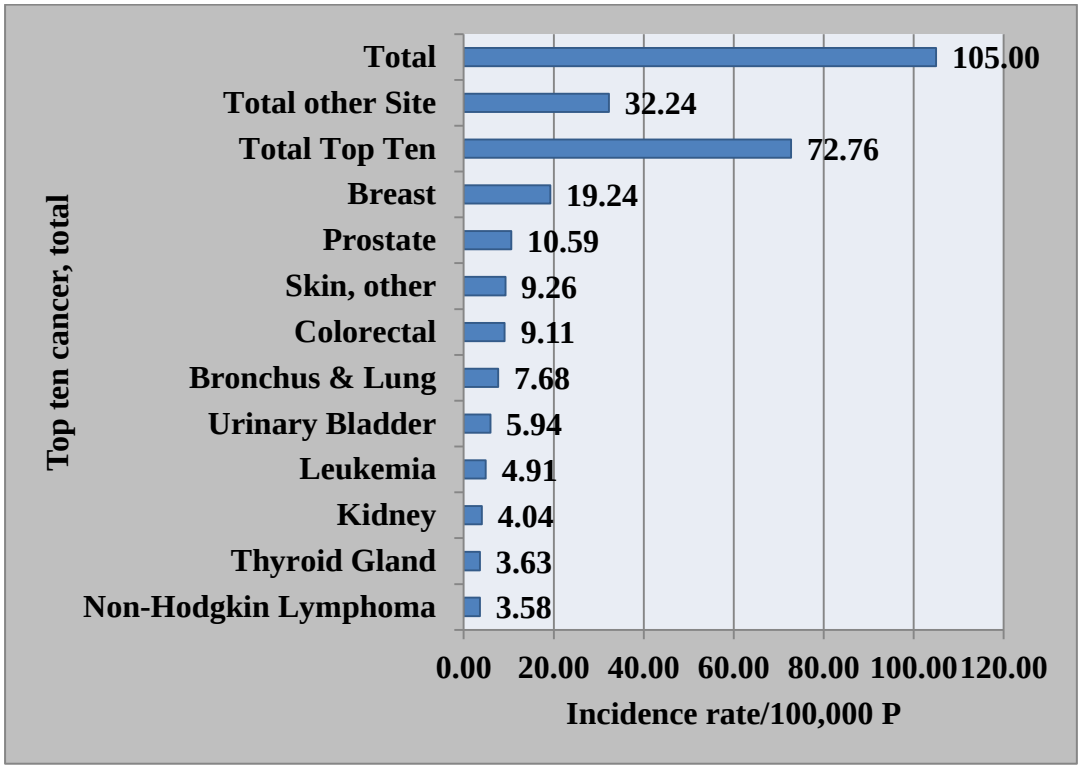

The prostate incidence rate is calculated from the male populations.

Table No.; (23) Distribution of the top ten cancers in males, Erbil, Iraq, 2020

Top ten, male		No.	%
1	Bronchus & Lung	124	12.60
2	Prostate	105	10.67
3	Colorectal	97	9.86
4	Urinary Bladder	91	9.25
5	Skin, other	89	9.04
6	Leukemia	56	5.69
7	Kidney	53	5.39
8	Non-Hodgkin Lymphoma	46	4.67
9	Stomach	43	4.37
10	Brain & other CNS	31	3.15
Total top ten		735	74.70
Total other site		249	25.30
Total		984	100.00%

Figure No.; (18) Incidence rate of the top ten cancers in males / 100,000 male populations, Erbil, Iraq, 2020

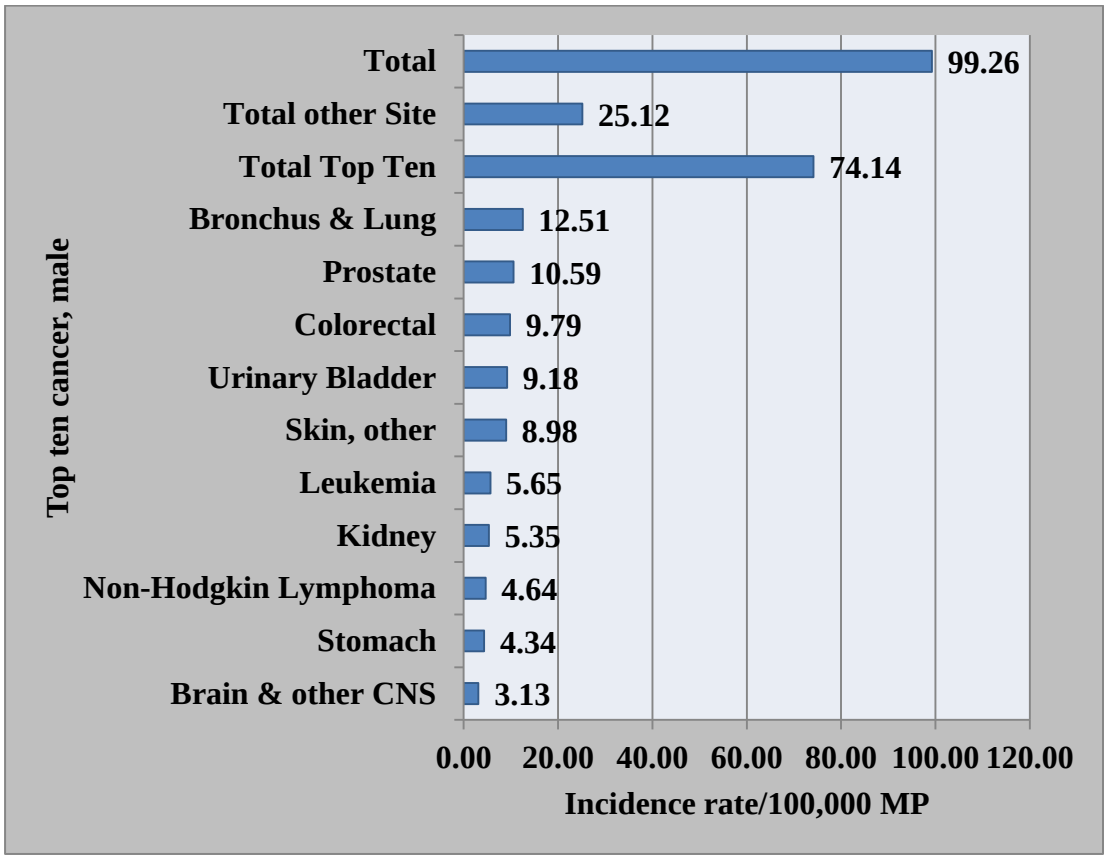

Table No.; (24) Distribution of the top ten cancers in females, Erbil, Iraq, 2020

Top ten, female		No.	%
1	Breast	362	33.90
2	Skin, other	92	8.61
3	Colorectal	81	7.58
4	Thyroid Gland	49	4.59
5	Leukemia	40	3.75
6	Corpus Uteri	37	3.46
7	Brain & other CNS	31	2.90
8	Ovary	29	2.72
9	Bronchus & Lung	26	2.43
10	Kidney	26	2.43
Total top ten		773	72.38
Total other site		295	27.62
Total		1,068	100.00%

Figure No.; (19) Incidence rate of the top ten cancers in females /100,000 female populations, Erbil, Iraq, 2020

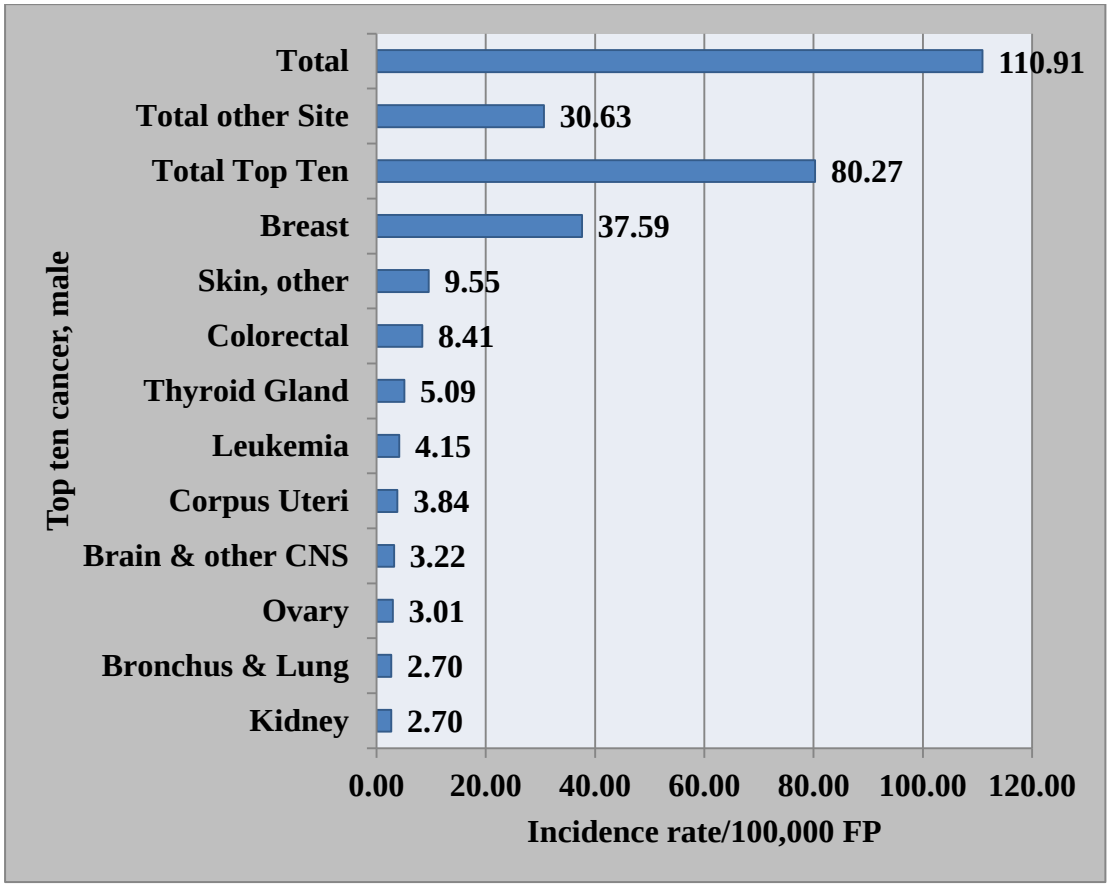

Table No.; (25) Distribution and the incidence rate of cancer /100,000 populations by ICD-O, site, and gender in Erbil, Iraq, 2020

Code / Cancer		Female			Male			Total		
		No.	%	IR	No.	%	IR	No.	%	IR
C00 / Lip		1	0.05	0.10	1	0.05	0.10	2	0.10	0.10
C02 / Tongue, other		4	0.19	0.42	3	0.15	0.30	7	0.34	0.36
C06 / Mouth - other		2	0.10	0.21	0	0.00	0.00	2	0.10	0.10
C07 / Parotid Gland		2	0.10	0.21	1	0.05	0.10	3	0.15	0.15
C08 / Mouth Glands		1	0.05	0.10	5	0.24	0.50	6	0.29	0.31
C09 / Tonsil		1	0.05	0.10	3	0.15	0.30	4	0.19	0.20
C10 / Oropharynx		0	0.00	0.00	1	0.05	0.10	1	0.05	0.05
C11 / Nasopharynx		1	0.05	0.10	3	0.15	0.30	4	0.19	0.20
C13 / Hypopharynx		1	0.05	0.10	1	0.05	0.10	2	0.10	0.10
C15 / Esophagus		9	0.44	0.93	10	0.49	1.01	19	0.93	0.97
C16 / Stomach		17	0.83	1.77	43	2.10	4.34	60	2.92	3.07
C17 / Small intestine		5	0.24	0.52	4	0.19	0.40	9	0.44	0.46
C18 / Colon		51	2.49	5.30	68	3.31	6.86	119	5.80	6.09
C19 / Recto sigmoid Junction		2	0.10	0.21	6	0.29	0.61	8	0.39	0.41
C20 / Rectum		28	1.36	2.91	23	1.12	2.32	51	2.49	2.61
C21 / Anus & Anal Canal		0	0.00	0.00	2	0.10	0.20	2	0.10	0.10
C22 / Liver & Bile Ducts		10	0.49	1.04	7	0.34	0.71	17	0.83	0.87
C23 / Gallbladder		4	0.19	0.42	2	0.10	0.20	6	0.29	0.31
C24 / Biliary Tract , other		5	0.24	0.52	12	0.58	1.21	17	0.83	0.87
C25 / Pancreas		16	0.78	1.66	23	1.12	2.32	39	1.90	2.00
C26 / Other Digestive Organs		1	0.05	0.10	2	0.10	0.20	3	0.15	0.15
C30 / Nasal Cavity		1	0.05	0.10	1	0.05	0.10	2	0.10	0.10
C31 / Accessory Sinus		0	0.00	0.00	1	0.05	0.10	1	0.05	0.05
C32 / Larynx		4	0.19	0.42	25	1.22	2.52	29	1.41	1.48
C33 / Trachea		1	0.05	0.10	0	0.00	0.00	1	0.05	0.05
C34 / Bronchus & Lung		26	1.27	2.70	124	6.04	12.51	150	7.31	7.68
C37 / Thymus		3	0.15	0.31	1	0.05	0.10	4	0.19	0.20
C38 / Heart, Mediastinum, Pleura		1	0.05	0.10	0	0.00	0.00	1	0.05	0.05
C40 / Bone & Cartilage, Limbs		4	0.19	0.42	5	0.24	0.50	9	0.44	0.46
C41 / Bones & Cartilage, other		5	0.24	0.52	5	0.24	0.50	10	0.49	0.51
C42/ Reticulo endothelial & Hemato poietic System	Chronic Myeloproliferative Disorders	5	0.24	0.52	3	0.15	0.30	8	0.39	0.41
	Immunoprolifrative Diseases	1	0.05	0.10	0	0.00	0.00	1	0.05	0.05
	Leukemia	40	1.95	4.15	56	2.73	5.65	96	4.68	4.91
	Myelodys Plastic Syndromes	3	0.15	0.31	2	0.10	0.20	5	0.24	0.26

Code / Cancer		Female			Male			Total		
		No.	%	IR	No.	%	IR	No.	%	IR
C42/ Reticulo endothelial & Hemato poietic System	Plasma Cell Tumor	6	0.29	0.62	14	0.68	1.41	20	0.97	1.02
C44 / Skin, other		92	4.48	9.55	89	4.34	8.98	181	8.82	9.26
C47 / Nerves System		0	0.00	0.00	1	0.05	0.10	1	0.05	0.05
C48 / Peritoneum		6	0.29	0.62	0	0.00	0.00	6	0.29	0.31
C49 / Soft Tissues		22	1.07	2.28	11	0.54	1.11	33	1.61	1.69
C50 / Breast		362	17.64	37.59	14	0.68	1.41	376	18.32	19.24
C51 / Vulva		4	0.19	0.42	0	0.00	0.00	4	0.19	0.42
C52 / Vagina		3	0.15	0.31	0	0.00	0.00	3	0.15	0.31
C53 / Cervix Uteri		18	0.88	1.87	0	0.00	0.00	18	0.88	1.87
C54 / Corpus Uteri		37	1.80	3.84	0	0.00	0.00	37	1.80	3.84
C55 / Uterus Unspecified		11	0.54	1.14	0	0.00	0.00	11	0.54	1.14
C56 / Ovary		29	1.41	3.01	0	0.00	0.00	29	1.41	3.01
C57 / Female Genital - other		1	0.05	0.10	0	0.00	0.00	1	0.05	0.10
C58 / Placenta		13	0.63	1.35	0	0.00	0.00	13	0.63	1.35
C61 / Prostate		0	0.00	0.00	105	5.12	10.59	105	5.12	10.59
C62 / Testis		0	0.00	0.00	12	0.58	1.21	12	0.58	1.21
C64 / Kidney		26	1.27	2.70	53	2.58	5.35	79	3.85	4.04
C65 / Pelvis		0	0.00	0.00	2	0.10	0.20	2	0.10	0.10
C67 / Urinary Bladder		25	1.22	2.60	91	4.43	9.18	116	5.65	5.94
C69 / Eye & Adnexa		5	0.24	0.52	1	0.05	0.10	6	0.29	0.31
C70 / Meninges		4	0.19	0.42	1	0.05	0.10	5	0.24	0.26
C71 / Brain		21	1.02	2.18	27	1.32	2.72	48	2.34	2.46
C72 / Nervous System, Other		1	0.05	0.10	3	0.15	0.30	4	0.19	0.20
C73 / Thyroid Gland		49	2.39	5.09	22	1.07	2.22	71	3.46	3.63
C74 / Adrenal gland		9	0.44	0.93	1	0.05	0.10	10	0.49	0.51
C75 / Endocrine Gland, other		5	0.24	0.52	0	0.00	0.00	5	0.24	0.26
C76 / Unspecified Site		1	0.05	0.10	3	0.15	0.30	4	0.19	0.20
C80 / Unknown Primary Site		25	1.22	2.60	27	1.32	2.72	52	2.53	2.66
C77/ Lymph nodes	Hodgkin Lymphomas	14	0.68	1.45	18	0.88	1.82	32	1.56	1.64
	Non-Hodgkin Lymphoma	24	1.17	2.49	46	2.24	4.64	70	3.41	3.58
Total		1,068	52.05	110.91	984	47.95	99.26	2,052	100.00	105.00

Al-Sulaimanyia
Populations Number : 2,278,380
Cancer Cases Number :2339
Incidence Rate:102.66/100,000 Al-Sulaimanyia Populations

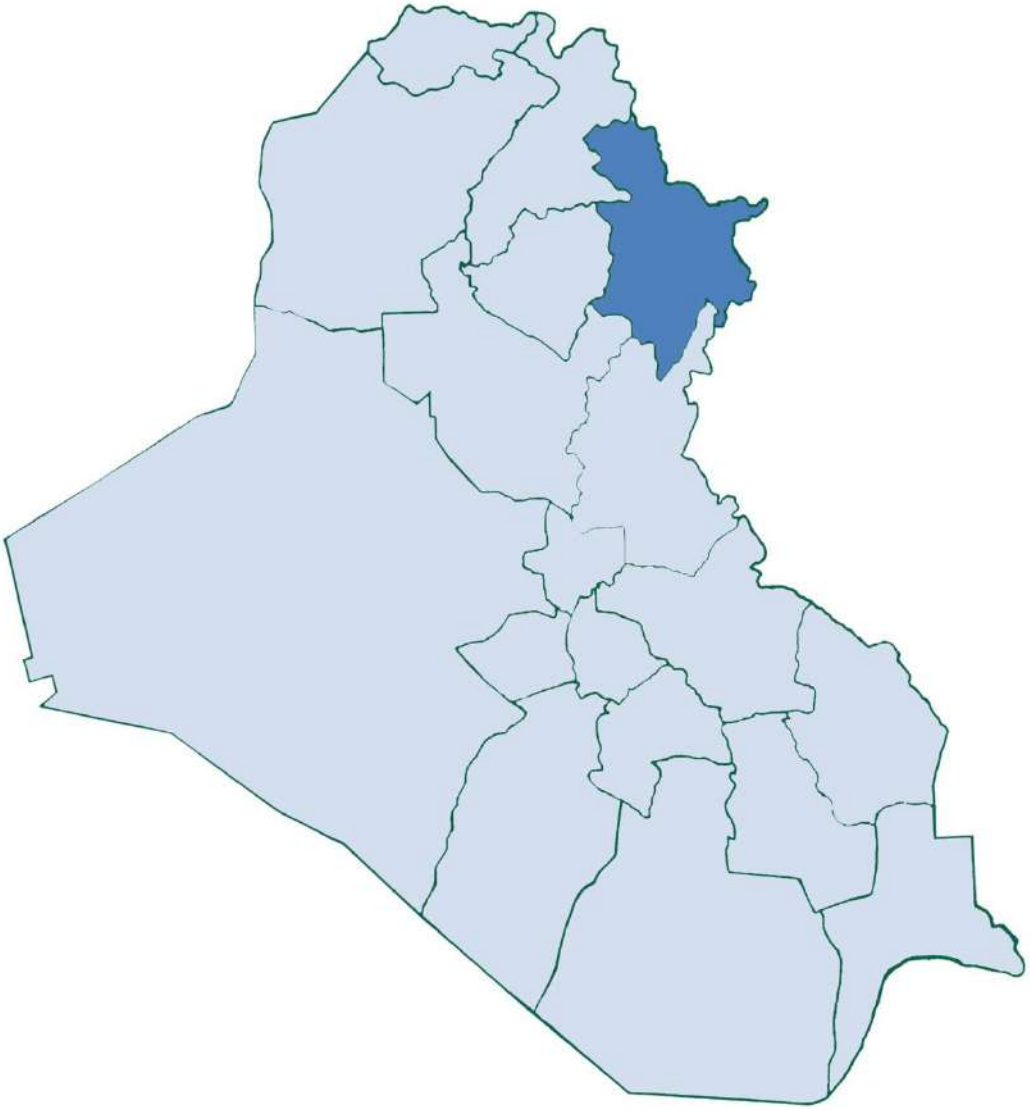

3.4.3. Al-Sulaimaniya governorate

Table No.; (26) Distribution of the top ten cancers in Al-Sulaimaniya, Iraq, 2020

Top ten, total		No.	%
1	Breast	368	15.73
2	Colorectal	206	8.81
3	Bronchus & Lung	172	7.35
4	Chronic Myeloproliferative Disorders	166	7.10
5	Unknown Primary Site	137	5.86
6	Brain & other CNS	112	4.79
7	Leukemia	100	4.28
8	Stomach	78	3.33
9	Kidney	74	3.16
10	Prostate	74	3.16
Total top ten		1,487	63.57
Total other site		852	36.43
Total		2,339	100.00%

Figure No.; (20) Incidence rate of the top ten cancers in Al-Sulaimaniya /100,000 Al-Sulaimaniya populations, Iraq, 2020

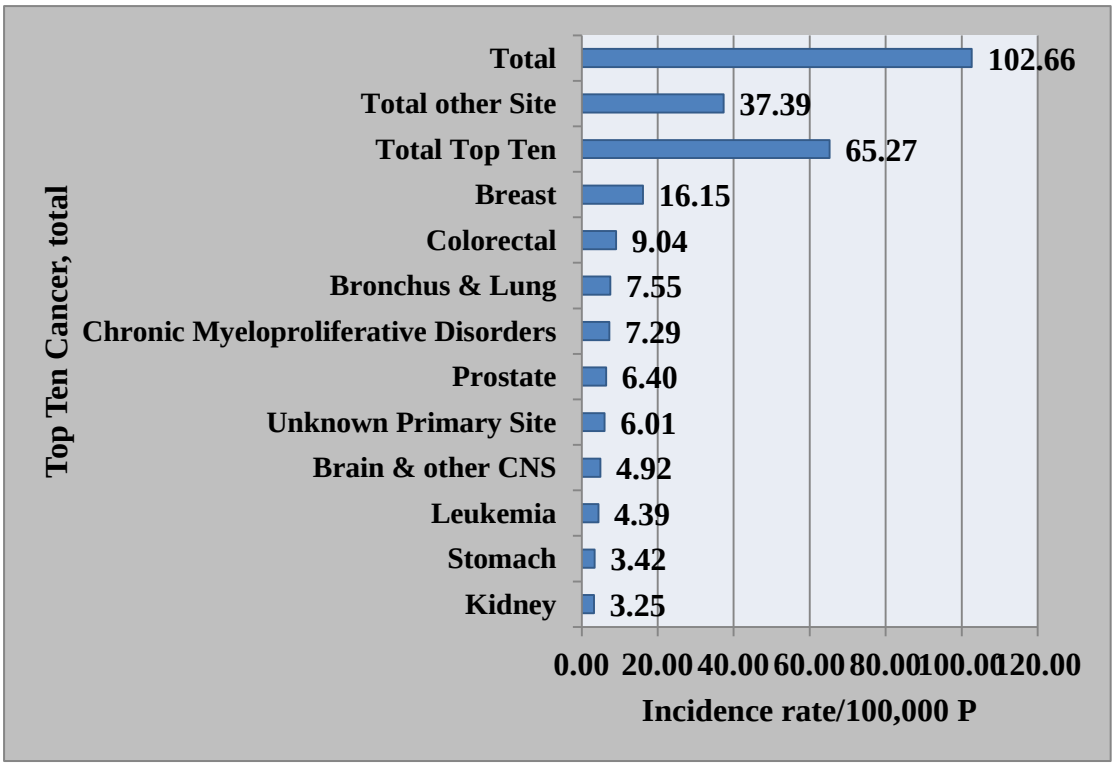

The prostate incidence rate is calculated from the male populations.

Table No.; (27) Distribution of the top ten cancers in males, Al-Sulaimaniya, Iraq, 2020

Top ten, male		No.	%
1	Bronchus & Lung	127	10.94
2	Chronic Myeloproliferative Disorders	113	9.73
3	Colorectal	113	9.73
4	Prostate	74	6.37
5	Leukemia	69	5.94
6	Unknown Primary Site	65	5.60
7	Urinary Bladder	57	4.91
8	Brain & other CNS	56	4.82
9	Kidney	49	4.22
10	Stomach	48	4.13
Total top ten		771	66.41
Total other site		390	33.59
Total		1,161	100.00%

Figure No.; (21) Incidence rate of the top ten cancers in males /100,000 Male Populations, Al-Sulaimaniya, Iraq, 2020

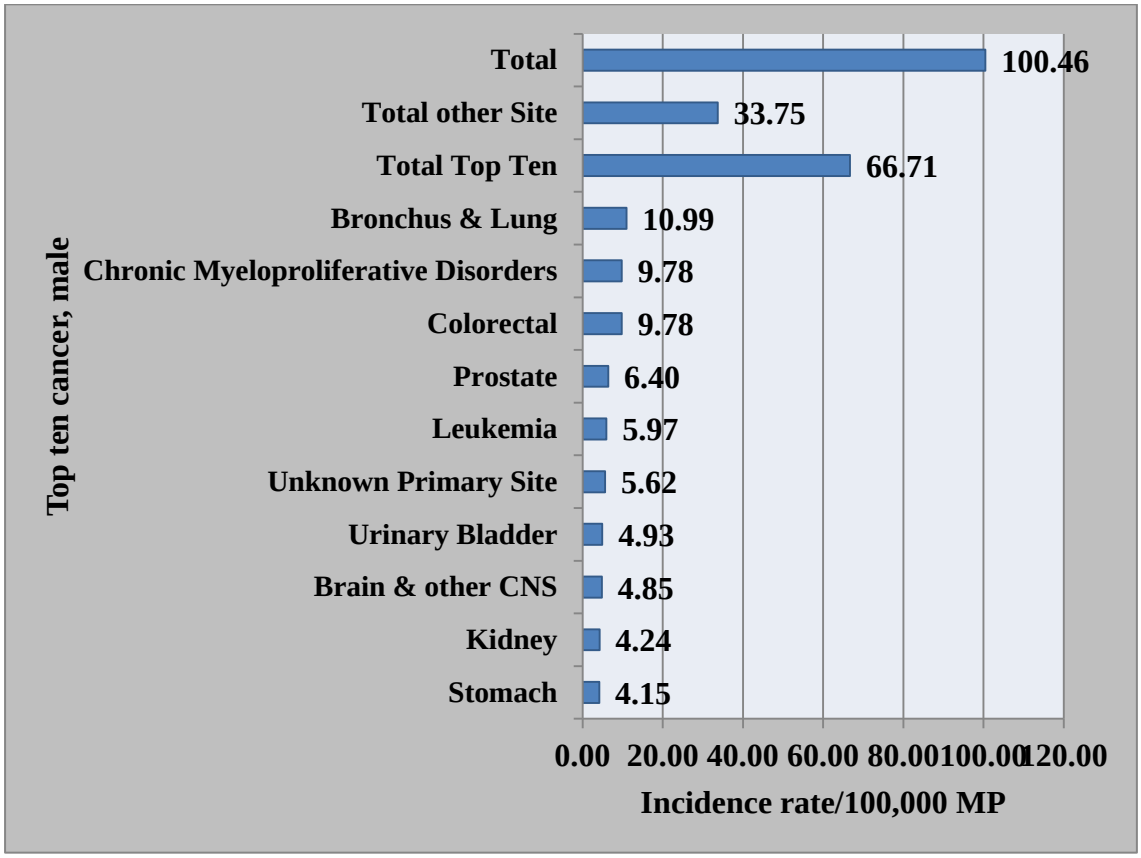

Table No.; (28) Distribution of the top ten cancers in females, Al-Sulaimaniya, Iraq, 2020

Top Ten, female		No.	%
1	Breast	359	30.48
2	Colorectal	93	7.89
3	Unknown Primary Site	72	6.11
4	Brain & other CNS	56	4.75
5	Chronic Myeloproliferative Disorders	53	4.50
6	Thyroid Gland	49	4.16
7	Corpus Uteri	48	4.07
8	Ovary	47	3.99
9	Bronchus & Lung	45	3.82
10	Leukemia	31	2.63
Total top ten		853	72.41
Total other site		325	27.59
Total		1,178	100.00%

Figure No.; (22) Incidence rate of the top ten cancers in females / 100,000 female populations, Al-Sulaimaniya, Iraq, 2020

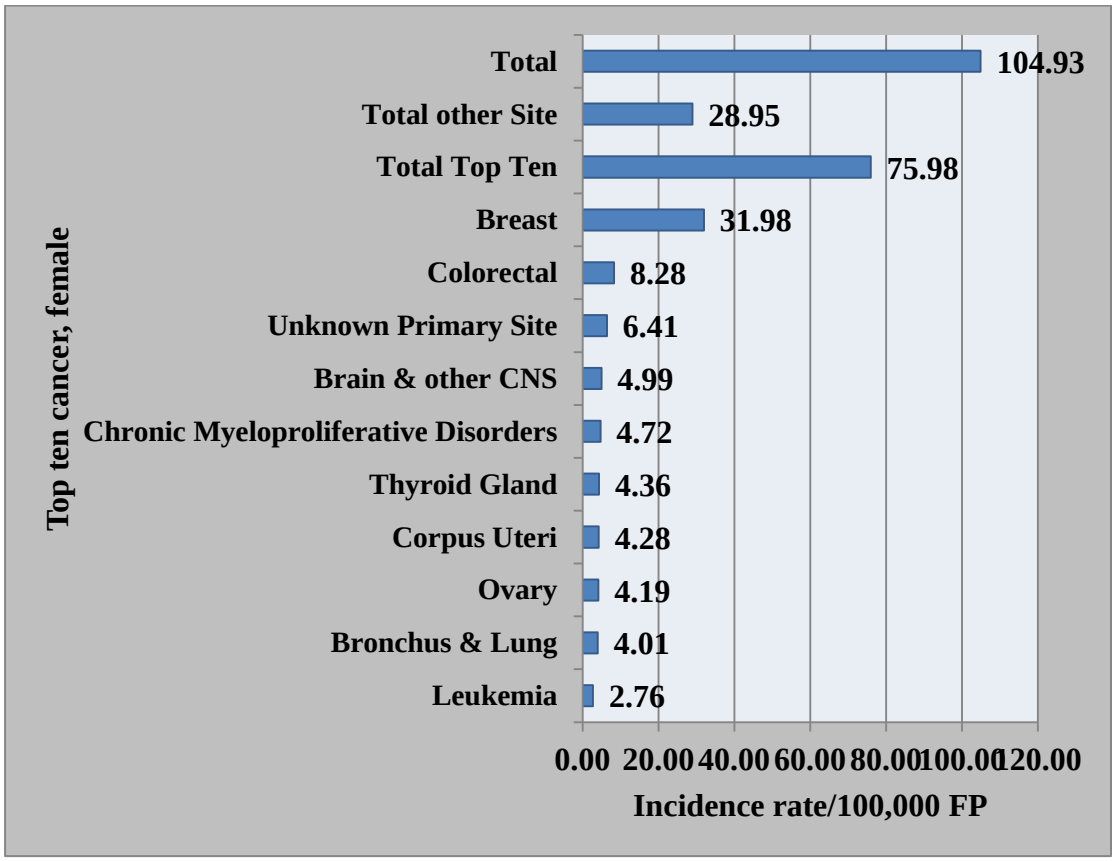

Table No.; (29) Distribution and the incidence rate of cancer /100,000 populations by ICD-O, site, and gender in Al-Sulaimaniya, Iraq, 2020

Code / Cancer		Female			Male			Total		
		No.	%	IR	No.	%	IR	No.	%	IR
C00 / Lip		0	0.00	0.00	3	0.13	0.26	3	0.13	0.13
C02 / Tongue, other		0	0.00	0.00	2	0.09	0.17	2	0.09	0.09
C03 / Gum		1	0.04	0.09	0	0.00	0.00	1	0.04	0.04
C04 / Mouth - Floor		0	0.00	0.00	2	0.09	0.17	2	0.09	0.09
C05 / Mouth - Palate		3	0.13	0.27	0	0.00	0.00	3	0.13	0.13
C06 / Mouth - other		2	0.09	0.18	1	0.04	0.09	3	0.13	0.13
C07 / Parotid Gland		1	0.04	0.09	8	0.34	0.69	9	0.38	0.40
C08 / Mouth Glands		1	0.04	0.09	1	0.04	0.09	2	0.09	0.09
C11 / Nasopharynx		8	0.34	0.71	6	0.26	0.52	14	0.60	0.61
C13 / Hypopharynx		1	0.04	0.09	2	0.09	0.17	3	0.13	0.13
C15 / Esophagus		19	0.81	1.69	23	0.98	1.99	42	1.80	1.84
C16 / Stomach		30	1.28	2.67	48	2.05	4.15	78	3.33	3.42
C17 / Small intestine		5	0.21	0.45	1	0.04	0.09	6	0.26	0.26
C18 / Colon		60	2.57	5.34	75	3.21	6.49	135	5.77	5.93
C19 / Recto sigmoid Junction		1	0.04	0.09	0	0.00	0.00	1	0.04	0.04
C20 / Rectum		32	1.37	2.85	38	1.62	3.29	70	2.99	3.07
C22 / Liver & Bile Ducts		17	0.73	1.51	35	1.50	3.03	52	2.22	2.28
C23 / Gallbladder		7	0.30	0.62	12	0.51	1.04	19	0.81	0.83
C24 / Biliary Tract , other		6	0.26	0.53	3	0.13	0.26	9	0.38	0.40
C25 / Pancreas		20	0.86	1.78	30	1.28	2.60	50	2.14	2.19
C30 / Nasal Cavity		1	0.04	0.09	1	0.04	0.09	2	0.09	0.09
C31 / Accessory Sinus		0	0.00	0.00	2	0.09	0.17	2	0.09	0.09
C32 / Larynx		1	0.04	0.09	14	0.60	1.21	15	0.64	0.66
C34 / Bronchus & Lung		45	1.92	4.01	127	5.43	10.99	172	7.35	7.55
C37 / Thymus		0	0.00	0.00	3	0.13	0.26	3	0.13	0.13
C38 / Heart, Mediastinum, Pleura		3	0.13	0.27	3	0.13	0.26	6	0.26	0.26
C40 / Bone & Cartilage, Limbs		2	0.09	0.18	0	0.00	0.00	2	0.09	0.09
C41 / Bones & Cartilage, other		13	0.56	1.16	15	0.64	1.30	28	1.20	1.23
C42/ Reticulo endothelial & Hemato poietic System	Chronic Myeloproliferative Disorders	53	2.27	4.72	113	4.83	9.78	166	7.10	7.29
	Leukemia	31	1.33	2.76	69	2.95	5.97	100	4.28	4.39
	Myelodys Plastic Syndromes	13	0.56	1.16	16	0.68	1.38	29	1.24	1.27
	Plasma Cell Tumor	15	0.64	1.34	33	1.41	2.86	48	2.05	2.11
C44 / Skin, other		31	1.33	2.76	36	1.54	3.11	67	2.86	2.94

Code / Cancer		Female			Male			Total		
		No.	%	IR	No.	%	IR	No.	%	IR
C48 / Peritoneum		1	0.04	0.09	1	0.04	0.09	2	0.09	0.09
C49 / Soft Tissues		18	0.77	1.60	12	0.51	1.04	30	1.28	1.32
C50 / Breast		359	15.35	31.98	9	0.38	0.78	368	15.73	16.15
C53 / Cervix Uteri		9	0.38	0.80	0	0.00	0.00	9	0.38	0.80
C54 / Corpus Uteri		48	2.05	4.28	0	0.00	0.00	48	2.05	4.28
C55 / Uterus Unspecified		12	0.51	1.07	0	0.00	0.00	12	0.51	1.07
C56 / Ovary		47	2.01	4.19	0	0.00	0.00	47	2.01	4.19
C57 / Female Genital - other		1	0.04	0.09	0	0.00	0.00	1	0.04	0.09
C58 / Placenta		4	0.17	0.36	0	0.00	0.00	4	0.17	0.36
C61 / Prostate		0	0.00	0.00	74	3.16	6.40	74	3.16	6.40
C62 / Testis		0	0.00	0.00	19	0.81	1.64	19	0.81	1.64
C63 / Male Genital - other		0	0.00	0.00	1	0.04	0.09	1	0.04	0.09
C64 / Kidney		25	1.07	2.23	49	2.09	4.24	74	3.16	3.25
C65 / Pelvis		0	0.00	0.00	1	0.04	0.09	1	0.04	0.04
C67 / Urinary Bladder		10	0.43	0.89	57	2.44	4.93	67	2.86	2.94
C69 / Eye & Adnexa		2	0.09	0.18	4	0.17	0.35	6	0.26	0.26
C70 / Meninges		6	0.26	0.53	1	0.04	0.09	7	0.30	0.31
C71 / Brain		46	1.97	4.10	49	2.09	4.24	95	4.06	4.17
C72 / Nervous System, Other		3	0.13	0.27	5	0.21	0.43	8	0.34	0.35
C73 / Thyroid Gland		49	2.09	4.36	19	0.81	1.64	68	2.91	2.98
C74 / Adrenal gland		2	0.09	0.18	3	0.13	0.26	5	0.21	0.22
C75 / Endocrine Gland, other		1	0.04	0.09	2	0.09	0.17	3	0.13	0.13
C76 / Unspecified Site		1	0.04	0.09	1	0.04	0.09	2	0.09	0.09
C80 / Unknown Primary Site		72	3.08	6.41	65	2.78	5.62	137	5.86	6.01
C77/ Lymph nodes	Hodgkin Lymphomas	14	0.60	1.25	27	1.15	2.34	41	1.75	1.80
	Non-Hodgkin Lymphoma	26	1.11	2.32	40	1.71	3.46	66	2.82	2.90
Total		1178	50.36	104.93	1161	49.64	100.46	2339	100.00	102.66

Baghdad
Populations Number : 8,563,951
Cancer Cases Number : 8034
Incidence Rate: 93.81/100,000 Baghdad Populations

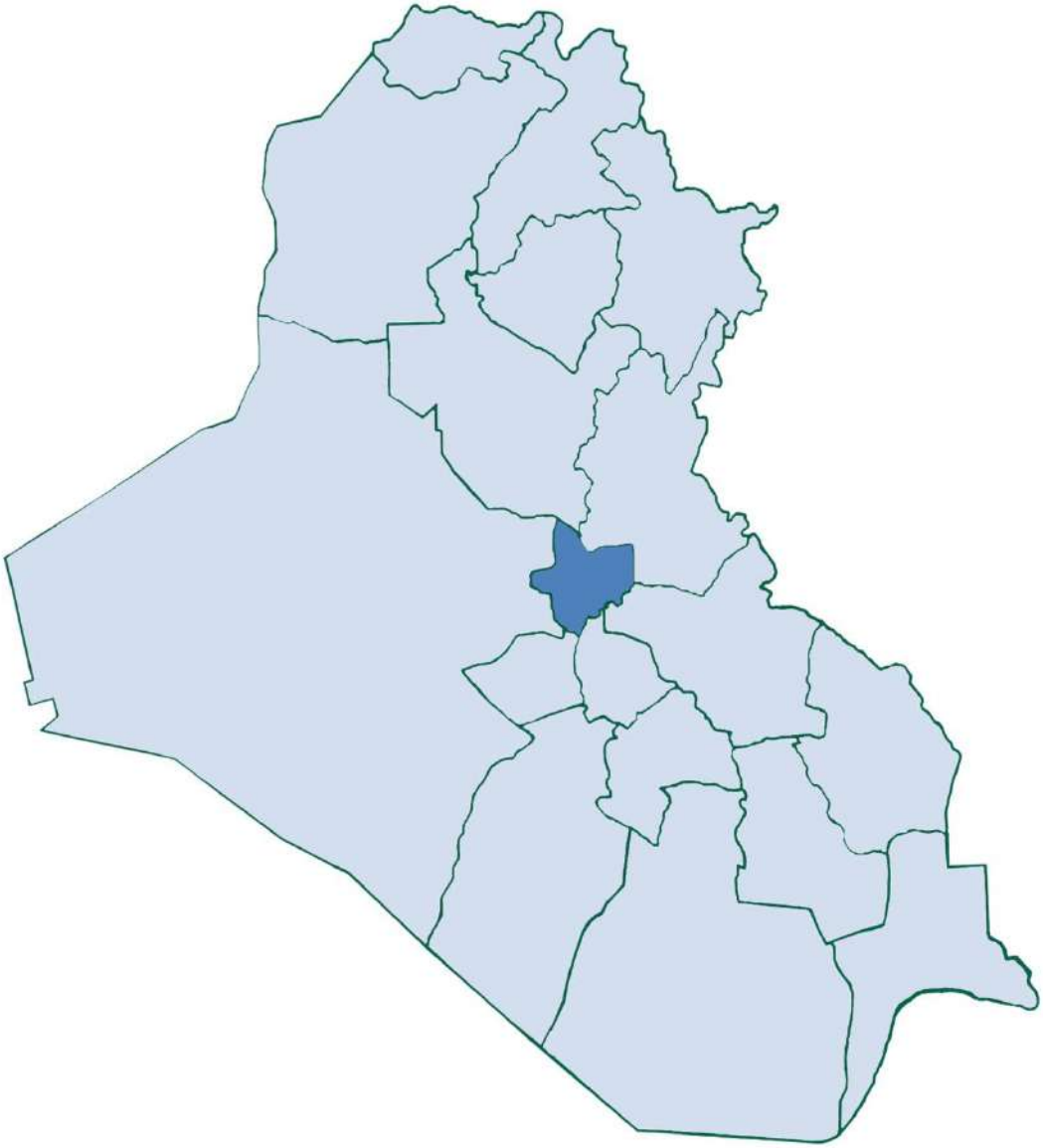

3.4.4. Baghdad governorate

Table No.; (30) Distribution of the top ten cancers in Baghdad, Iraq, 2020

Top ten, total		No.	%
1	Breast	1,873	23.31
2	Brain & other CNS	594	7.39
3	Colorectal	586	7.29
4	Bronchus & Lung	503	6.26
5	Thyroid Gland	387	4.82
6	Leukemia	365	4.54
7	Urinary Bladder	322	4.01
8	Unknown Primary Site	305	3.80
9	Non-Hodgkin Lymphoma	284	3.53
10	Prostate	272	3.39
Total top ten		5,491	68.35
Total other site		2,543	31.65
Total		8,034	100.00%

Figure No.; (23) Incidence rate of the top ten cancers in Baghdad /100,000 Baghdad populations, Iraq, 2020

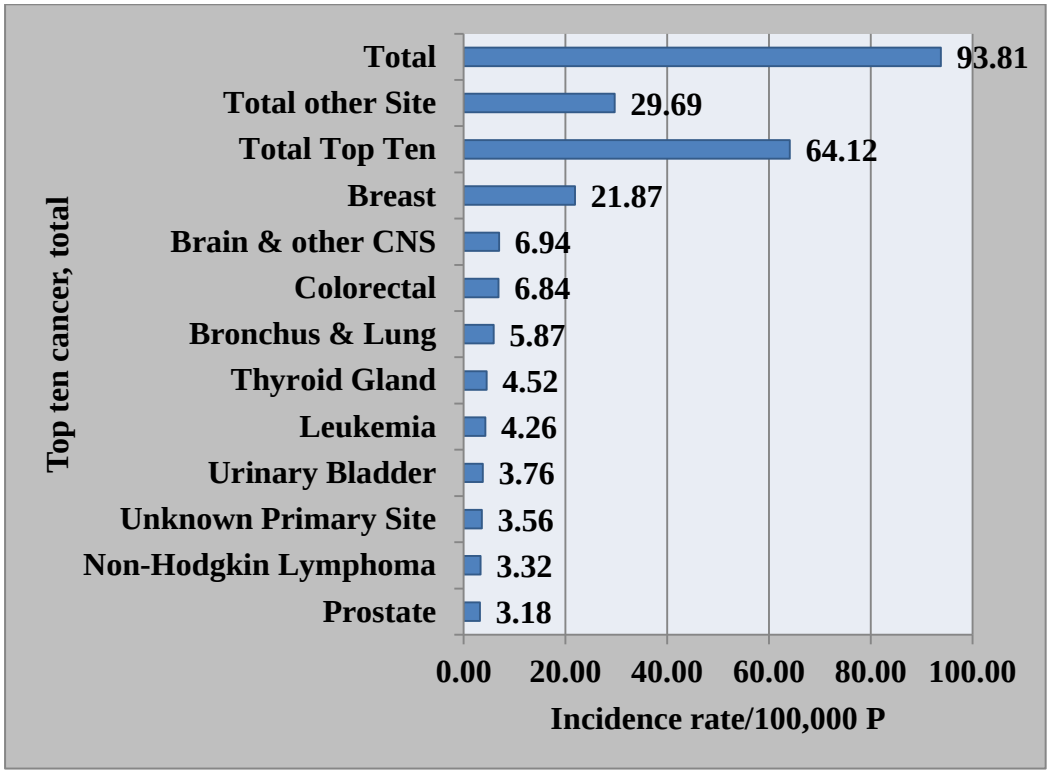

The prostate incidence rate is calculated from the male populations.

Table No.; (31) Distribution of the top ten cancers in males, Baghdad, Iraq, 2020

Top ten, male		No.	%
1	Bronchus & Lung	343	10.71
2	Colorectal	323	10.09
3	Brain & other CNS	296	9.24
4	Prostate	272	8.49
5	Urinary Bladder	244	7.62
6	Leukemia	201	6.28
7	Non-Hodgkin Lymphoma	173	5.40
8	Unknown Primary Site	131	4.09
9	Kidney	129	4.03
10	Pancreas	109	3.40
Total top ten		2,221	69.36
Total other site		981	30.64
Total		3,202	100.00%

Figure No.; (24) Incidence rate of the top ten cancers in males / 100,000 male populations, Baghdad, Iraq, 2020

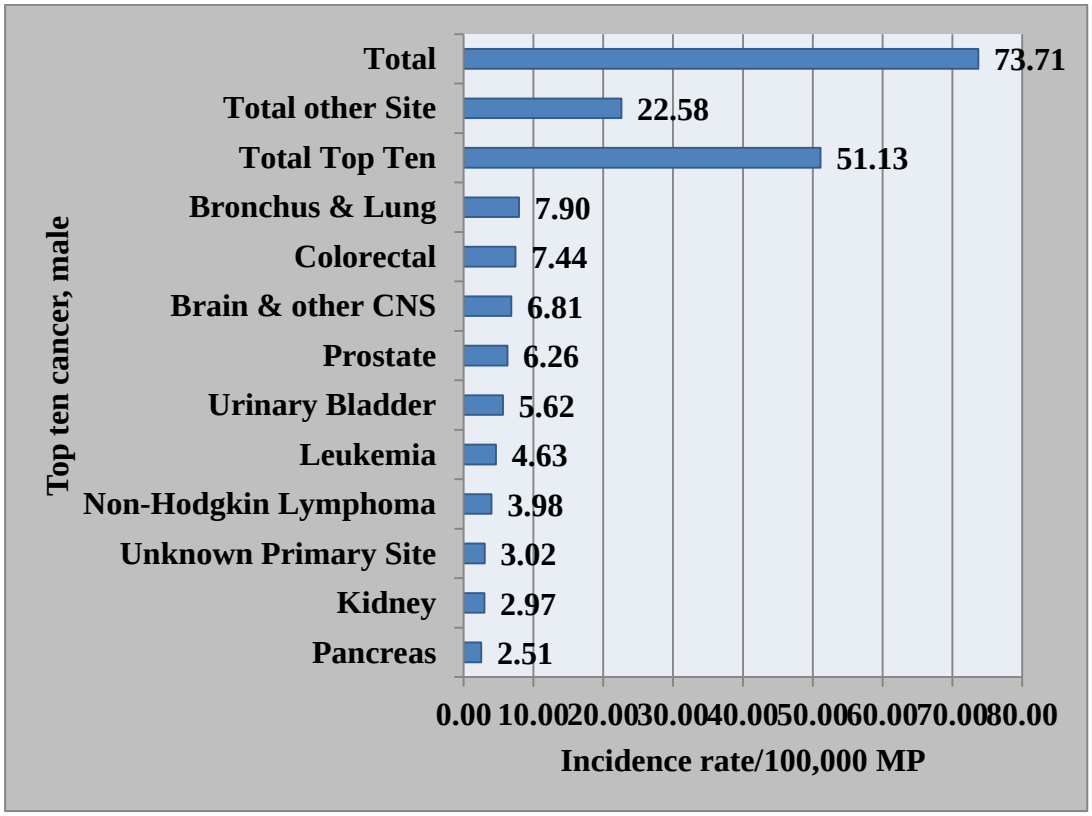

Table No.; (32) Distribution of the top ten cancers in females, Baghdad, Iraq, 2020

Top ten, female		No.	%
1	Breast	1,839	38.06
2	Thyroid Gland	323	6.68
3	Brain & other CNS	298	6.17
4	Colorectal	263	5.44
5	Ovary	199	4.12
6	Corpus Uteri	190	3.93
7	Unknown Primary Site	174	3.60
8	Leukemia	164	3.39
9	Bronchus & Lung	160	3.31
10	Non-Hodgkin Lymphoma	111	2.30
Total top ten		3,721	77.01
Total other site		1,111	22.99
Total		4,832	100.00%

Figure No.; (25) Incidence rate of the top ten cancers in females / 100,000 female populations, Baghdad, Iraq, 2020

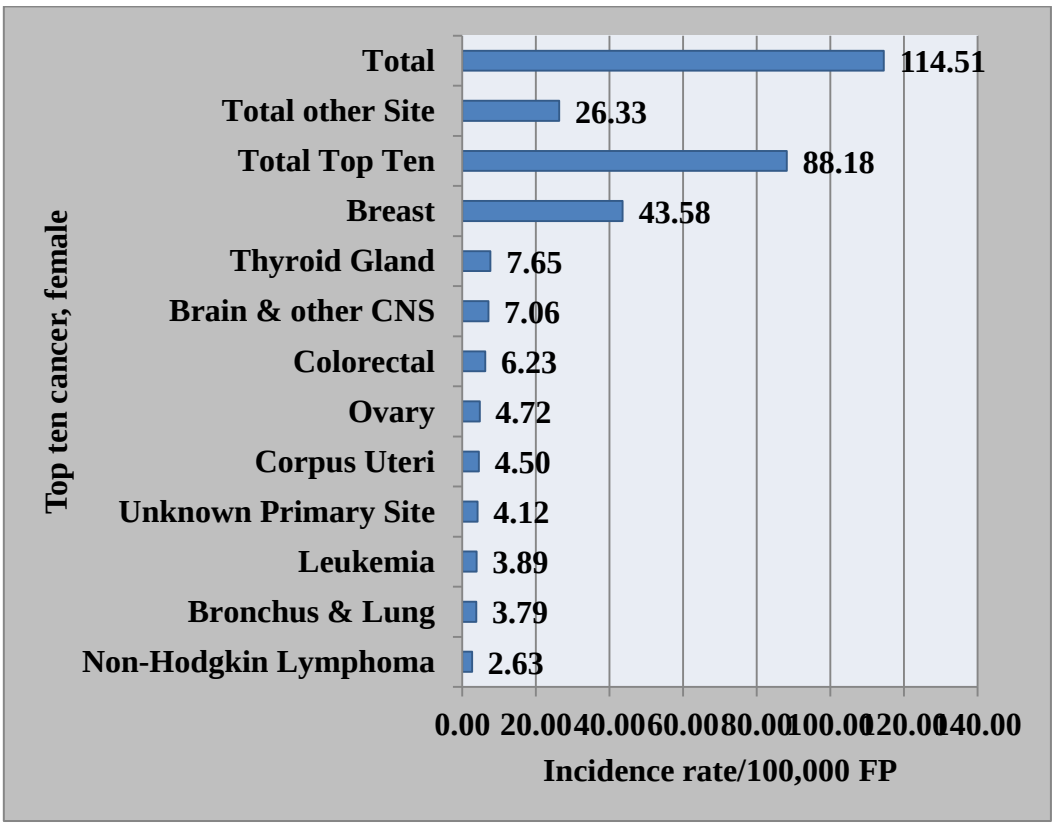

Table No.; (33) Distribution and the incidence rate of cancer /100,000 populations by ICD-O, site, and gender in Baghdad, Iraq, 2020

Code / Cancer	Female			Male			Total		
	No.	%	IR	No.	%	IR	No.	%	IR
C00 / Lip	0	0.00	0.00	2	0.02	0.05	2	0.02	0.02
C01 / Tongue, Base	5	0.06	0.12	6	0.07	0.14	11	0.14	0.13
C02 / Tongue, other	9	0.11	0.21	11	0.14	0.25	20	0.25	0.23
C03 / Gum	0	0.00	0.00	1	0.01	0.02	1	0.01	0.01
C04 / Mouth - Floor	3	0.04	0.07	1	0.01	0.02	4	0.05	0.05
C05 / Mouth - Palate	2	0.02	0.05	0	0.00	0.00	2	0.02	0.02
C06 / Mouth - other	1	0.01	0.02	4	0.05	0.09	5	0.06	0.06
C07 / Parotid Gland	10	0.12	0.24	6	0.07	0.14	16	0.20	0.19
C08 / Mouth Glands	11	0.14	0.26	4	0.05	0.09	15	0.19	0.18
C09 / Tonsil	1	0.01	0.02	1	0.01	0.02	2	0.02	0.02
C10 / Oropharynx	1	0.01	0.02	1	0.01	0.02	2	0.02	0.02
C11 / Nasopharynx	8	0.10	0.19	30	0.37	0.69	38	0.47	0.44
C12 / Pyriform	1	0.01	0.02	1	0.01	0.02	2	0.02	0.02
C13 / Hypopharynx	0	0.00	0.00	2	0.02	0.05	2	0.02	0.02
C14 / Pharynx	1	0.01	0.02	3	0.04	0.07	4	0.05	0.05
C15 / Esophagus	10	0.12	0.24	24	0.30	0.55	34	0.42	0.40
C16 / Stomach	103	1.28	2.44	108	1.34	2.49	211	2.63	2.46
C17 / Small intestine	14	0.17	0.33	19	0.24	0.44	33	0.41	0.39
C18 / Colon	188	2.34	4.46	224	2.79	5.16	412	5.13	4.81
C19 / Recto sigmoid Junction	4	0.05	0.09	5	0.06	0.12	9	0.11	0.11
C20 / Rectum	71	0.88	1.68	94	1.17	2.16	165	2.05	1.93
C21 / Anus & Anal Canal	6	0.07	0.14	5	0.06	0.12	11	0.14	0.13
C22 / Liver & Bile Ducts	71	0.88	1.68	97	1.21	2.23	168	2.09	1.96
C23 / Gallbladder	27	0.34	0.64	18	0.22	0.41	45	0.56	0.53
C24 / Biliary Tract , other	13	0.16	0.31	10	0.12	0.23	23	0.29	0.27
C25 / Pancreas	80	1.00	1.90	109	1.36	2.51	189	2.35	2.21
C26 / Other Digestive Organs	6	0.07	0.14	1	0.01	0.02	7	0.09	0.08
C30 / Nasal Cavity	7	0.09	0.17	8	0.10	0.18	15	0.19	0.18
C31 / Accessory Sinus	1	0.01	0.02	4	0.05	0.09	5	0.06	0.06
C32 / Larynx	20	0.25	0.47	72	0.90	1.66	92	1.15	1.07
C33 / Trachea	0	0.00	0.00	2	0.02	0.05	2	0.02	0.02
C34 / Bronchus & Lung	160	1.99	3.79	343	4.27	7.90	503	6.26	5.87
C37 / Thymus	6	0.07	0.14	3	0.04	0.07	9	0.11	0.11
C38 / Heart, Mediastinum, Pleura	4	0.05	0.09	8	0.10	0.18	12	0.15	0.14
C39 / Other Respiratory & Thoracic	1	0.01	0.02	1	0.01	0.02	2	0.02	0.02
C40 / Bone & Cartilage, Limbs	24	0.30	0.57	27	0.34	0.62	51	0.63	0.60
C41 / Bones & Cartilage, other	18	0.22	0.43	40	0.50	0.92	58	0.72	0.68

Code / Cancer		Female			Male			Total		
		No.	%	IR	No.	%	IR	No.	%	IR
C42/ Reticulo endothelial & Hemato poietic System	Chronic Myelo proliferative Disorders	5	0.06	0.12	4	0.05	0.09	9	0.11	0.11
	Leukemia	164	2.04	3.89	201	2.50	4.63	365	4.54	4.26
	Myelodys Plastic Syndromes	0	0.00	0.00	2	0.02	0.05	2	0.02	0.02
	Plasma Cell Tumor	21	0.26	0.50	21	0.26	0.48	42	0.52	0.49
C44 / Skin, other		83	1.03	1.97	106	1.32	2.44	189	2.35	2.21
C47 / Nerves System		5	0.06	0.12	3	0.04	0.07	8	0.10	0.09
C48 / Peritoneum		5	0.06	0.12	9	0.11	0.21	14	0.17	0.16
C49 / Soft Tissues		53	0.66	1.26	69	0.86	1.59	122	1.52	1.42
C50 / Breast		1839	22.89	43.58	34	0.42	0.78	1873	23.31	21.87
C51 / Vulva		8	0.10	0.19	0	0.00	0.00	8	0.10	0.19
C52 / Vagina		11	0.14	0.26	0	0.00	0.00	11	0.14	0.26
C53 / Cervix Uteri		87	1.08	2.06	0	0.00	0.00	87	1.08	2.06
C54 / Corpus Uteri		190	2.36	4.50	0	0.00	0.00	190	2.36	4.50
C55 / Uterus Unspecified		109	1.36	2.58	0	0.00	0.00	109	1.36	2.58
C56 / Ovary		199	2.48	4.72	0	0.00	0.00	199	2.48	4.72
C58 / Placenta		12	0.15	0.28	0	0.00	0.00	12	0.15	0.28
C60 / Penis		0	0.00	0.00	1	0.01	0.02	1	0.01	0.02
C61 / Prostate		0	0.00	0.00	272	3.39	6.26	272	3.39	6.26
C62 / Testis		0	0.00	0.00	48	0.60	1.10	48	0.60	1.10
C64 / Kidney		71	0.88	1.68	129	1.61	2.97	200	2.49	2.34
C65 / Pelvis		1	0.01	0.02	0	0.00	0.00	1	0.01	0.01
C67 / Urinary Bladder		78	0.97	1.85	244	3.04	5.62	322	4.01	3.76
C68 / Urinary Organs, other		0	0.00	0.00	1	0.01	0.02	1	0.01	0.01
C69 / Eye & Adnexa		14	0.17	0.33	8	0.10	0.18	22	0.27	0.26
C70 / Meninges		60	0.75	1.42	32	0.40	0.74	92	1.15	1.07
C71 / Brain		212	2.64	5.02	240	2.99	5.52	452	5.63	5.28
C72 / Nervous System, Other		6	0.07	0.14	10	0.12	0.23	16	0.20	0.19
C73 / Thyroid Gland		323	4.02	7.65	64	0.80	1.47	387	4.82	4.52
C74 / Adrenal gland		11	0.14	0.26	7	0.09	0.16	18	0.22	0.21
C75 / Endocrine Gland, other		21	0.26	0.50	14	0.17	0.32	35	0.44	0.41
C76 / Unspecified Site		21	0.26	0.50	19	0.24	0.44	40	0.50	0.47
C80 / Unknown Primary Site		174	2.17	4.12	131	1.63	3.02	305	3.80	3.56
C77/ Lymph nodes	Hodgkin Lymphomas	51	0.63	1.21	65	0.81	1.50	116	1.44	1.35
	Non-Hodgkin Lymphoma	111	1.38	2.63	173	2.15	3.98	284	3.53	3.32
Total		4832	60.14	114.51	3202	39.86	73.71	8034	100	93.81

Al-Najaf
.Populations Number : 1,549,876
Cancer Cases Number : 1379
Incidence Rate: 88.97/100,000 Al-Najaf Populations

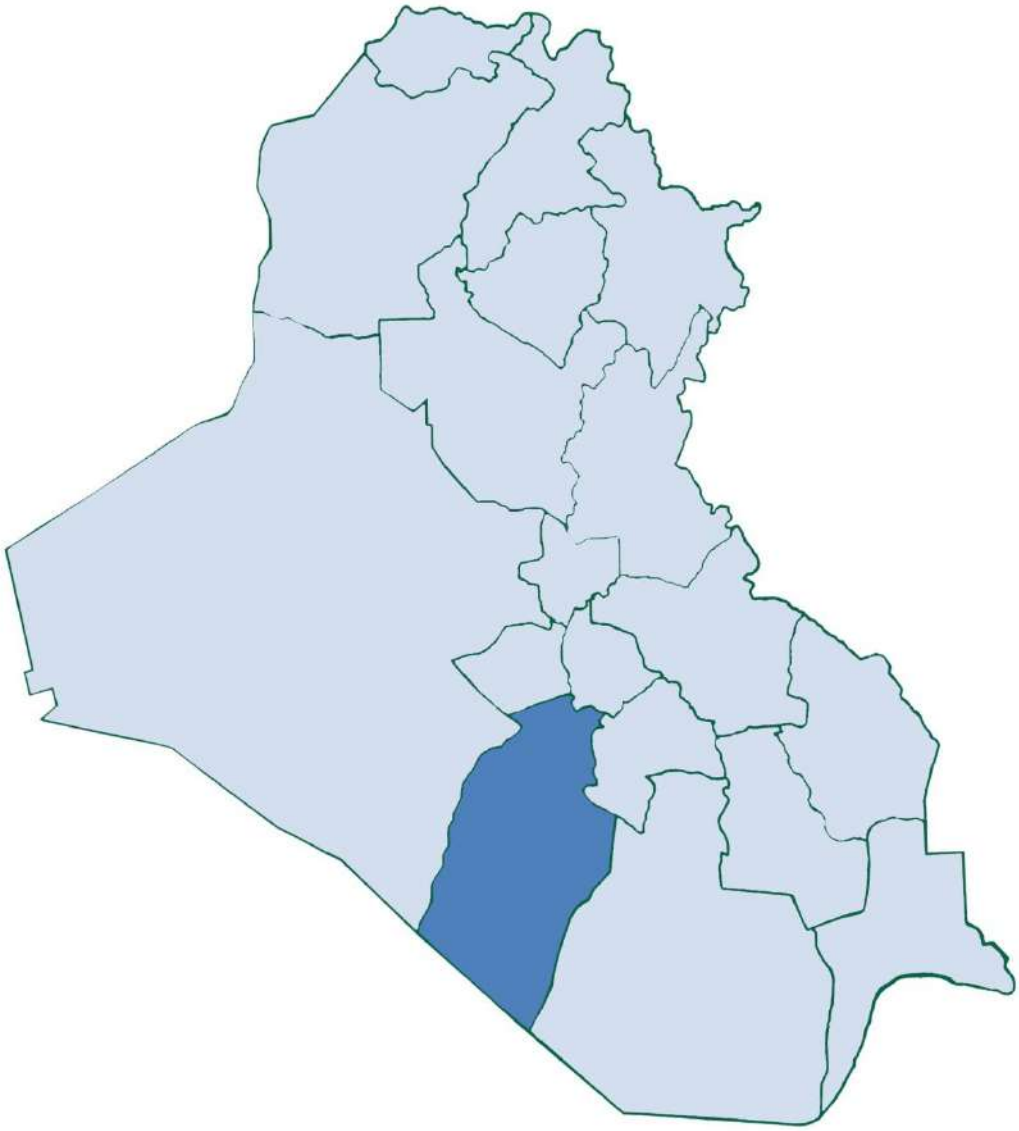

3.4.5. Al-Najaf governorate

Table No.; (34) Distribution of the top ten cancers in Al-Najaf, Iraq, 2020

Top ten, total		No.	%
1	Breast	259	18.78
2	Bronchus & Lung	150	10.88
3	Brain & other CNS	90	6.53
4	Urinary Bladder	74	5.37
5	Leukemia	73	5.29
6	Non-Hodgkin Lymphoma	72	5.22
7	Thyroid Gland	65	4.71
8	Prostate	64	4.64
9	Colorectal	63	4.57
10	Pancreas	48	3.48
Total top ten		958	69.47
Total other site		421	30.53
Total		1,379	100.00%

Figure No.; (26) Incidence rate of the top ten cancers in Al-Najaf /100,000 Al-Najaf populations, Iraq, 2020

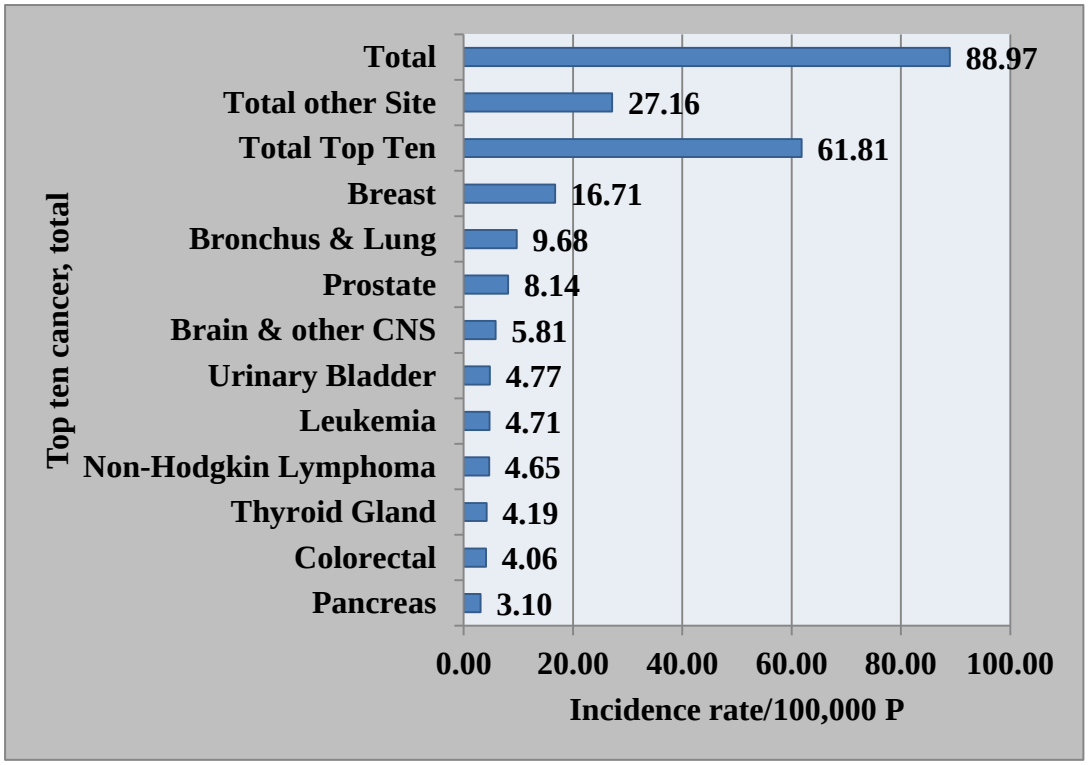

The prostate incidence rate is calculated from the male populations.

Table No.; (35) Distribution of the top ten cancers in males, Al-Najaf, Iraq, 2020

Top ten, male		No.	%
1	Bronchus & Lung	101	16.58
2	Prostate	64	10.51
3	Urinary Bladder	50	8.21
4	Non-Hodgkin Lymphoma	45	7.39
5	Brain & other CNS	42	6.90
6	Leukemia	40	6.57
7	Pancreas	28	4.60
8	Colorectal	27	4.43
9	Skin, other	27	4.43
10	Liver	23	3.78
Total top ten		447	73.40
Total other site		162	26.60
Total		609	100.00%

Figure No.; (27) incidence rate of the top ten cancers in males / 100,000 male populations, Al-Najaf, Iraq, 2020

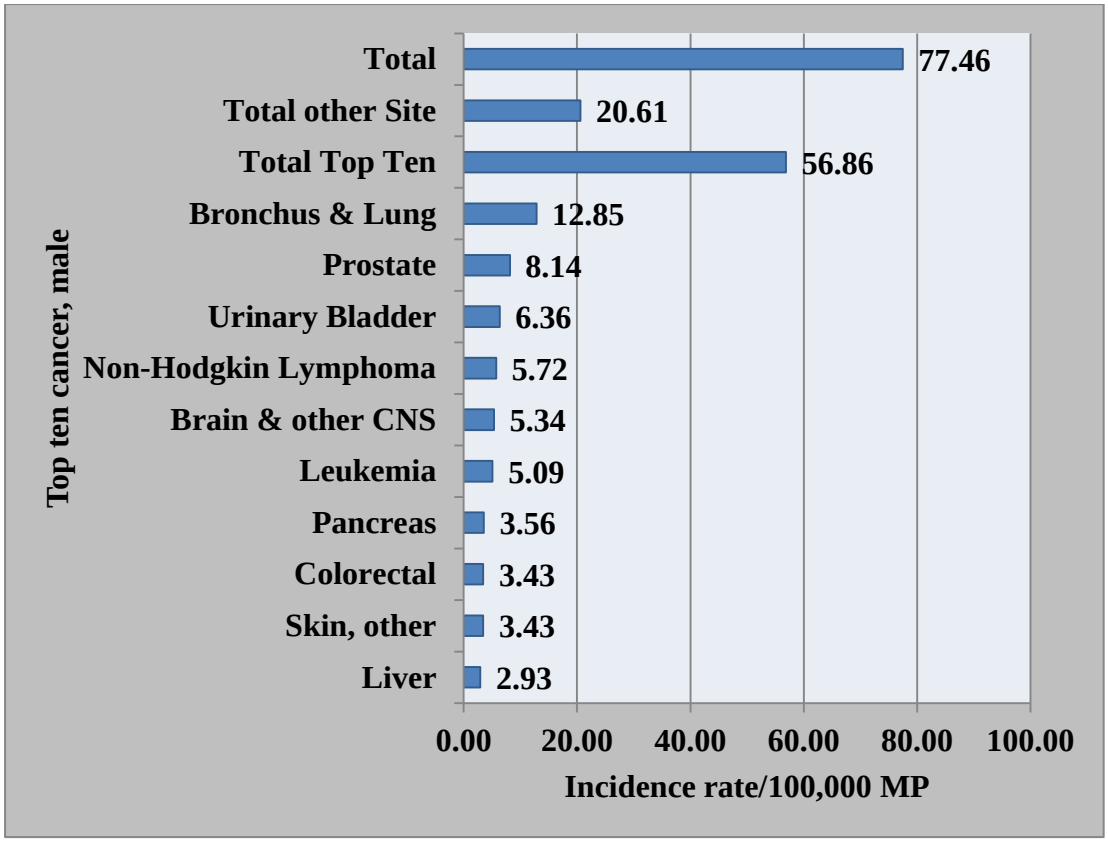

Table No.; (36) Distribution of the top ten cancers in females, Al-Najaf, Iraq, 2020

Top ten, female		No.	%
1	Breast	256	33.25
2	Thyroid Gland	52	6.75
3	Bronchus & Lung	49	6.36
4	Brain & other CNS	48	6.23
5	Colorectal	36	4.68
6	Leukemia	33	4.29
7	Ovary	28	3.64
8	Non-Hodgkin Lymphoma	27	3.51
9	Corpus Uteri	25	3.25
10	Urinary Bladder	24	3.12
Total top ten		578	75.06
Total other site		192	24.94
Total		770	100.00%

Figure No.; (28) Incidence rate of the top ten cancers in females / 100,000 female populations, Al-Najaf, Iraq, 2020

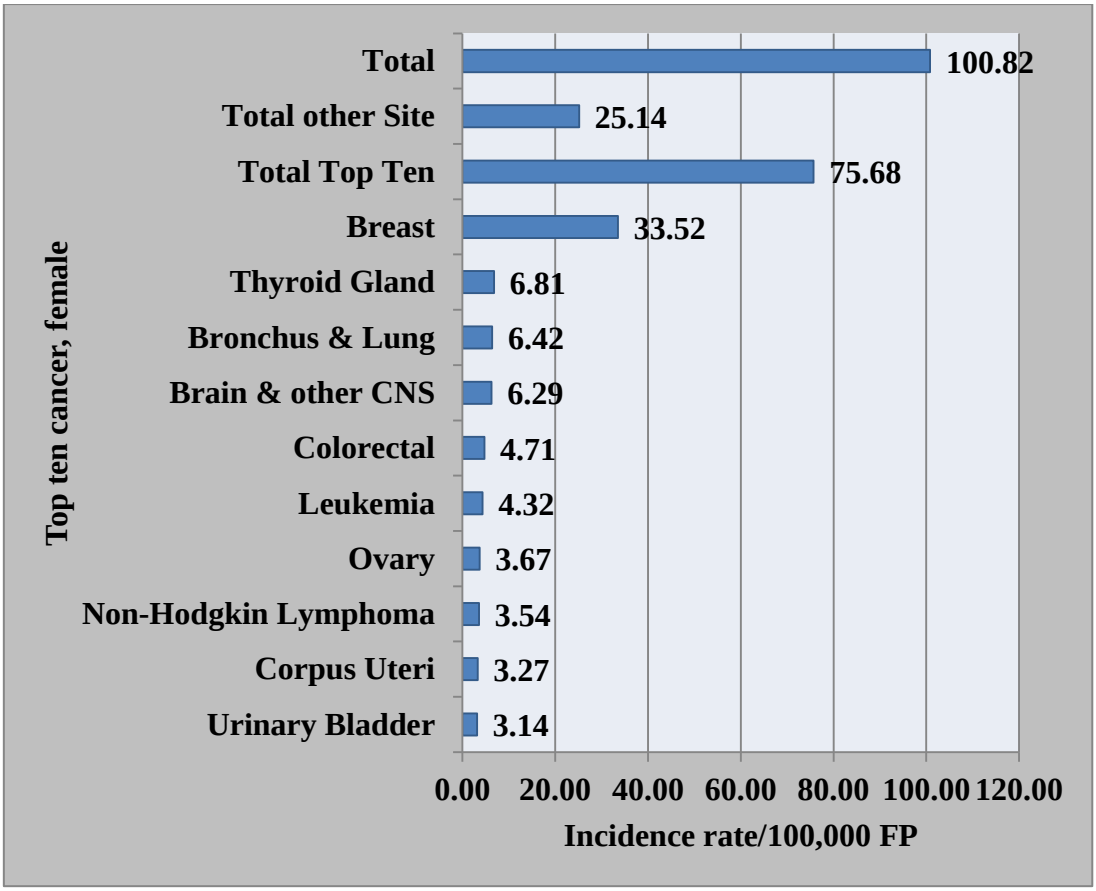

Table No.; (37) Distribution and the incidence rate of cancer /100,000 populations by ICD-O, site, and gender in Al-Najaf, Iraq, 2020

Code / Cancer		Female			Male			Total		
		No.	%	IR	No.	%	IR	No.	%	IR
C00 / Lip		1	0.07	0.13	0	0.00	0.00	1	0.07	0.06
C02 / Tongue, other		0	0.00	0.00	2	0.15	0.25	2	0.15	0.13
C06 / Mouth - other		1	0.07	0.13	4	0.29	0.51	5	0.36	0.32
C07 / Parotid Gland		3	0.22	0.39	1	0.07	0.13	4	0.29	0.26
C08 / Mouth Glands		0	0.00	0.00	1	0.07	0.13	1	0.07	0.06
C11 / Nasopharynx		5	0.36	0.65	9	0.65	1.14	14	1.02	0.90
C14 / Pharynx		1	0.07	0.13	0	0.00	0.00	1	0.07	0.06
C15 / Esophagus		2	0.15	0.26	3	0.22	0.38	5	0.36	0.32
C16 / Stomach		17	1.23	2.23	19	1.38	2.42	36	2.61	2.32
C17 / Small intestine		3	0.22	0.39	3	0.22	0.38	6	0.44	0.39
C18 / Colon		23	1.67	3.01	16	1.16	2.04	39	2.83	2.52
C20 / Rectum		13	0.94	1.70	11	0.80	1.40	24	1.74	1.55
C21 / Anus & Anal Canal		0	0.00	0.00	1	0.07	0.13	1	0.07	0.06
C22 / Liver & Bile Ducts		17	1.23	2.23	23	1.67	2.93	40	2.90	2.58
C23 / Gallbladder		3	0.22	0.39	5	0.36	0.64	8	0.58	0.52
C24 / Biliary Tract , other		0	0.00	0.00	1	0.07	0.13	1	0.07	0.06
C25 / Pancreas		20	1.45	2.62	28	2.03	3.56	48	3.48	3.10
C26 / Other Digestive Organs		0	0.00	0.00	3	0.22	0.38	3	0.22	0.19
C30 / Nasal Cavity		1	0.07	0.13	1	0.07	0.13	2	0.15	0.13
C32 / Larynx		2	0.15	0.26	13	0.94	1.65	15	1.09	0.97
C34 / Bronchus & Lung		49	3.55	6.42	101	7.32	12.85	150	10.88	9.68
C37 / Thymus		3	0.22	0.39	1	0.07	0.13	4	0.29	0.26
C38 / Heart, Mediastinum, Pleura		3	0.22	0.39	1	0.07	0.13	4	0.29	0.26
C40 / Bone & Cartilage, Limbs		4	0.29	0.52	2	0.15	0.25	6	0.44	0.39
C42/ Reticulo endothelial & Hemato poietic System	Chronic Myelo proliferative Disorders	1	0.07	0.13	0	0.00	0.00	1	0.07	0.06
	Leukemia	33	2.39	4.32	40	2.90	5.09	73	5.29	4.71
	Plasma Cell Tumor	4	0.29	0.52	6	0.44	0.76	10	0.73	0.65
C41 / Bones & Cartilage, other		5	0.36	0.65	6	0.44	0.76	11	0.80	0.71
C44 / Skin, other		18	1.31	2.36	27	1.96	3.43	45	3.26	2.90
C47 / Nerves System		2	0.15	0.26	0	0.00	0.00	2	0.15	0.13
C48 / Peritoneum		0	0.00	0.00	2	0.15	0.25	2	0.15	0.13
C49 / Soft Tissues		11	0.80	1.44	10	0.73	1.27	21	1.52	1.35
C50 / Breast		256	18.56	33.52	3	0.22	0.38	259	18.78	16.71

Code / Cancer		Female			Male			Total		
		No.	%	IR	No.	%	IR	No.	%	IR
C52 / Vagina		2	0.15	0.26	0	0.00	0.00	2	0.15	0.26
C53 / Cervix Uteri		16	1.16	2.10	0	0.00	0.00	16	1.16	2.10
C54 / Corpus Uteri		25	1.81	3.27	0	0.00	0.00	25	1.81	3.27
C55 / Uterus Unspecified		7	0.51	0.92	0	0.00	0.00	7	0.51	0.92
C56 / Ovary		28	2.03	3.67	0	0.00	0.00	28	2.03	3.67
C58 / Placenta		1	0.07	0.13	0	0.00	0.00	1	0.07	0.13
C61 / Prostate		0	0.00	0.00	64	4.64	8.14	64	4.64	8.14
C62 / Testis		0	0.00	0.00	12	0.87	1.53	12	0.87	1.53
C63 / Male Genital - other		0	0.00	0.00	1	0.07	0.13	1	0.07	0.13
C64 / Kidney		20	1.45	2.62	18	1.31	2.29	38	2.76	2.45
C66 / Ureter		0	0.00	0.00	1	0.07	0.13	1	0.07	0.06
C67 / Urinary Bladder		24	1.74	3.14	50	3.63	6.36	74	5.37	4.77
C69 / Eye & Adnexa		1	0.07	0.13	1	0.07	0.13	2	0.15	0.13
C70 / Meninges		8	0.58	1.05	1	0.07	0.13	9	0.65	0.58
C71 / Brain		37	2.68	4.84	37	2.68	4.71	74	5.37	4.77
C72 / Nervous System, Other		2	0.15	0.26	2	0.15	0.25	4	0.29	0.26
C73 / Thyroid Gland		52	3.77	6.81	13	0.94	1.65	65	4.71	4.19
C74 / Adrenal gland		0	0.00	0.00	3	0.22	0.38	3	0.22	0.19
C75 / Endocrine Gland, other		1	0.07	0.13	2	0.15	0.25	3	0.22	0.19
C76 / Unspecified Site		1	0.07	0.13	0	0.00	0.00	1	0.07	0.06
C80 / Unknown Primary Site		5	0.36	0.65	1	0.07	0.13	6	0.44	0.39
C77/ Lymph nodes	Hodgkin Lymphomas	12	0.87	1.57	15	1.09	1.91	27	1.96	1.74
	Non-Hodgkin Lymphoma	27	1.96	3.54	45	3.26	5.72	72	5.22	4.65
Total		770	55.84	100.82	609	44.16	77.46	1379	100	88.97

Al-Qadeseya
Populations Number : 1,359,053
Cancer Cases Number :1101
Incidence Rate: 81.01/100,000 Al-Qadeseya Populations

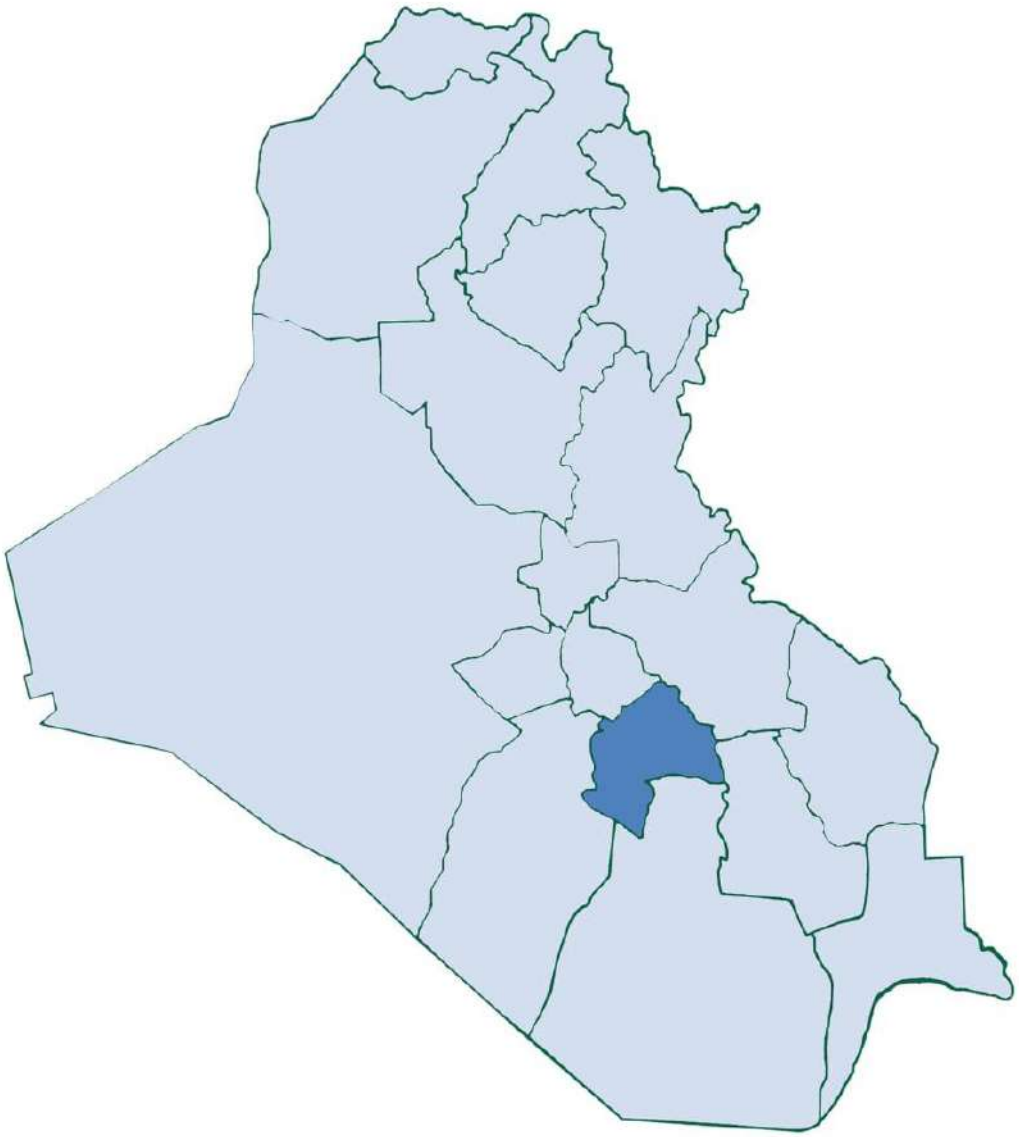

3.4.6. Al-Qadeseya governorate

Table No.; (38) Distribution of the top ten cancers in Al-Qadeseya, Iraq, 2020

Top ten, total		No.	%
1	Breast	174	15.80
2	Bronchus & Lung	103	9.36
3	Brain & other CNS	75	6.81
4	Colorectal	69	6.27
5	Urinary Bladder	66	5.99
6	Leukemia	64	5.81
7	Non-Hodgkin Lymphoma	55	5.00
8	Liver	47	4.27
9	Thyroid Gland	46	4.18
10	Prostate	40	3.63
Total top ten		739	67.12
Total other site		362	32.88
Total		1,101	100.00%

Figure No.; (29) Incidence rate of the top ten cancers in Al-Qadeseya /100,000 Al-Qadeseya populations, Iraq, 2020

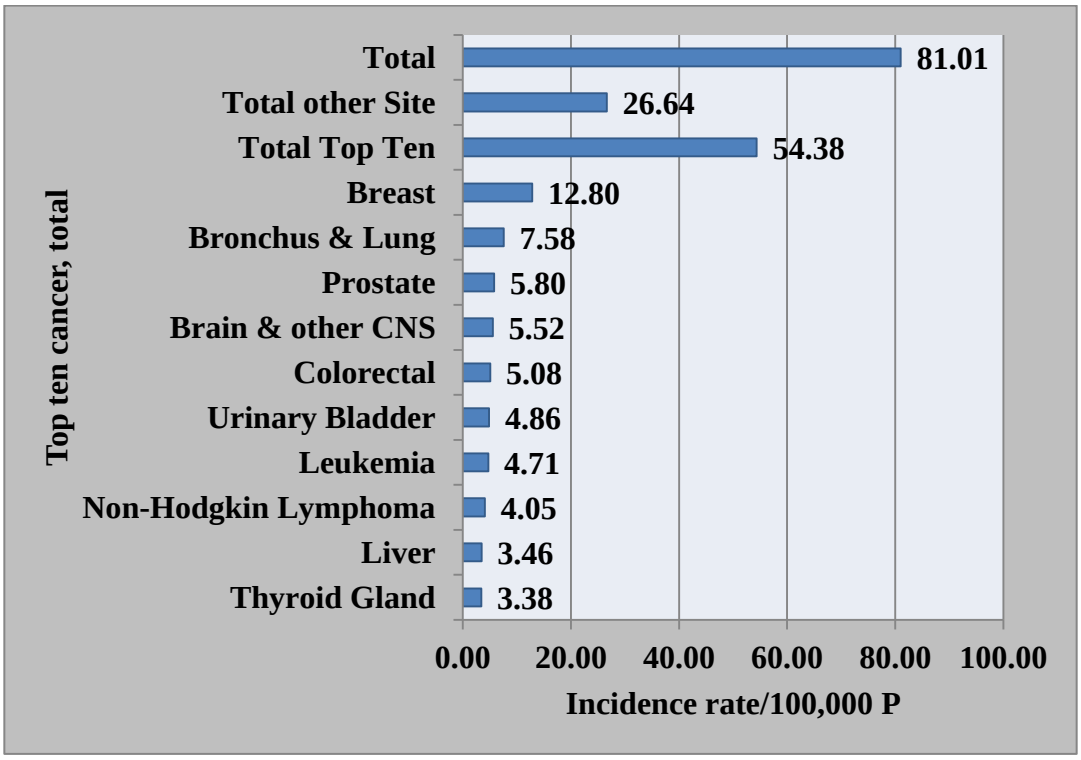

The prostate incidence rate is calculated from the male populations.

Table No.; (39) Distribution of the top ten cancers in males, Al-Qadeseya, Iraq, 2020

Top ten, male		No.	%
1	Bronchus & Lung	70	14.55
2	Urinary Bladder	42	8.73
3	Prostate	40	8.32
4	Non-Hodgkin Lymphoma	34	7.07
5	Brain & other CNS	31	6.44
6	Colorectal	30	6.24
7	Leukemia	29	6.03
8	Kidney	24	4.99
9	Liver	22	4.57
10	Thyroid Gland	17	3.53
Total top ten		339	70.48
Total other site		142	29.52
Total		481	100.00%

Figure No.; (30) Incidence rate of the top ten cancers in males / 100,000 male populations, Al-Qadeseya, Iraq, 2020

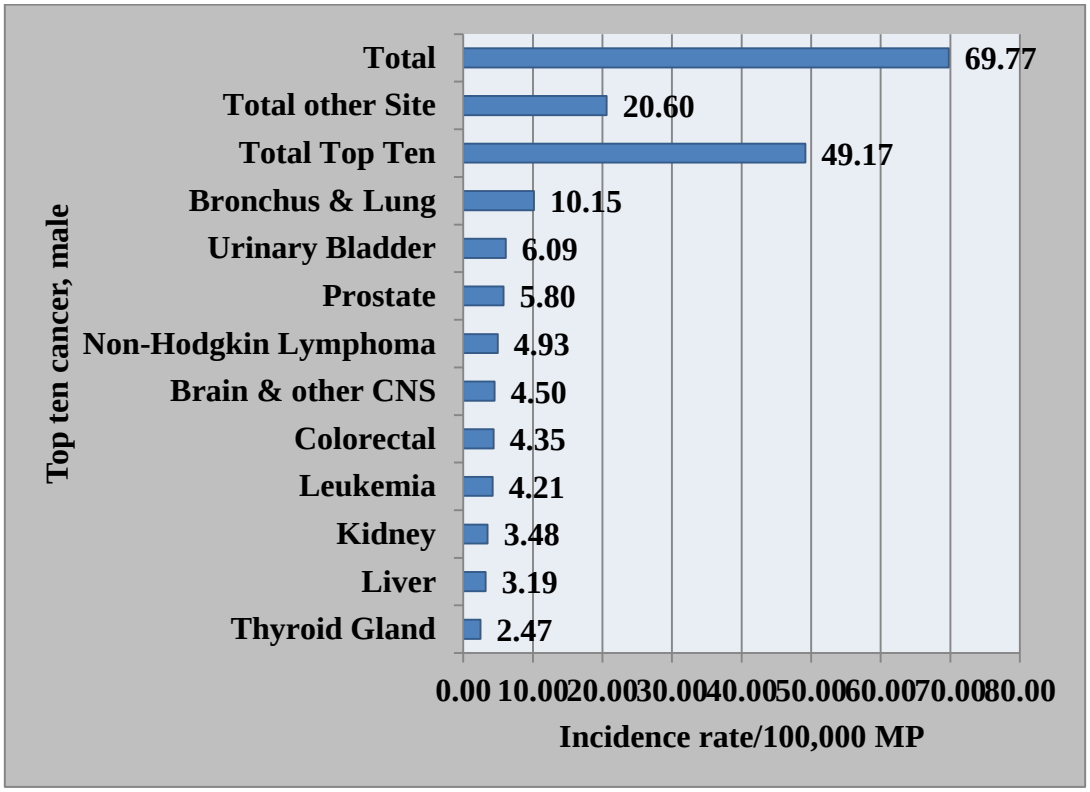

Table No.; (40) Distribution of the top ten cancers in females, Al-Qadeseya, Iraq, 2020

Top ten, female		No.	%
1	Breast	171	27.58
2	Brain & other CNS	44	7.10
3	Colorectal	39	6.29
4	Leukemia	35	5.65
5	Bronchus & Lung	33	5.32
6	Uterus Unspecified	30	4.84
7	Thyroid Gland	29	4.68
8	Liver	25	4.03
9	Skin, other	24	3.87
10	Urinary Bladder	24	3.87
Total top ten		454	73.23
Total other site		166	26.77
Total		620	100.00%

Figure No.; (31) Incidence rate of the top ten cancer in females / 100,000 female populations, Al-Qadeseya, Iraq, 2020

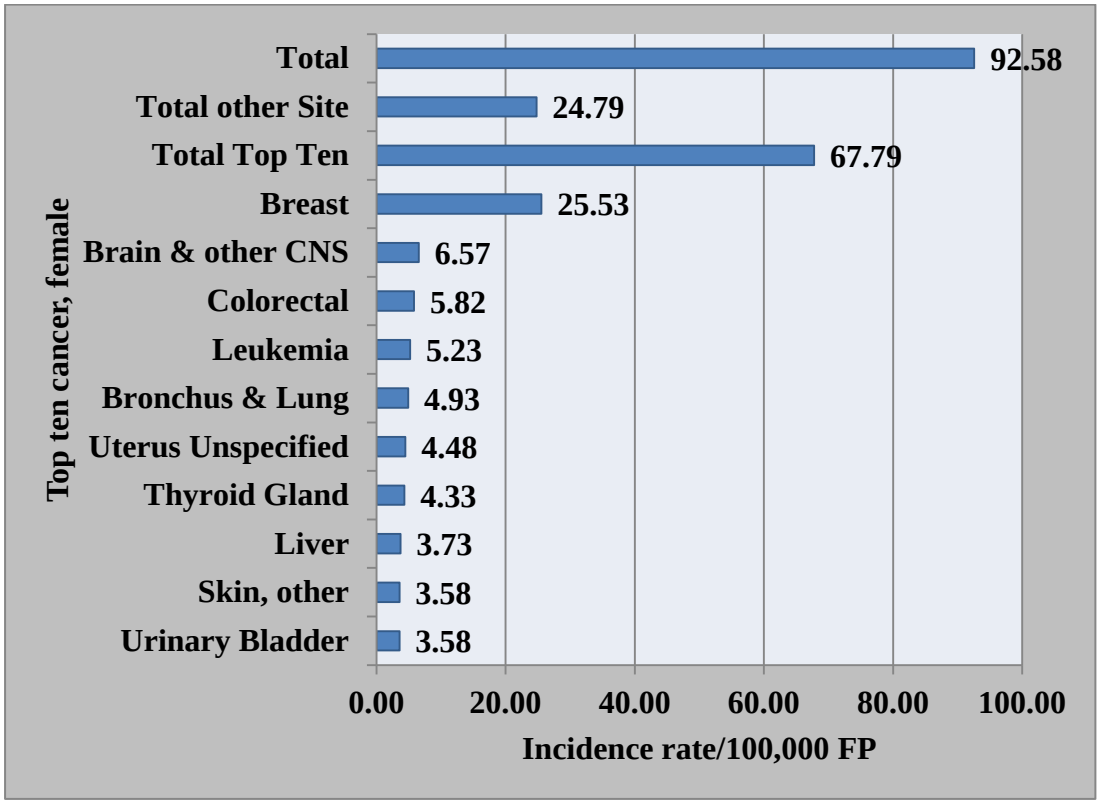

Table No.; (41) Distribution and the incidence rate of cancer /100,000 populations by ICD-O, site, and gender in Al-Qadeseya, Iraq, 2020

Code / Cancer		Female			Male			Total		
		No.	%	IR	No.	%	IR	No.	%	IR
C02 / Tongue, other		4	0.36	0.60	0	0.00	0.00	4	0.36	0.29
C05 / Mouth - Palate		0	0.00	0.00	1	0.09	0.15	1	0.09	0.07
C06 / Mouth - other		1	0.09	0.15	1	0.09	0.15	2	0.18	0.15
C07 / Parotid Gland		2	0.18	0.30	2	0.18	0.29	4	0.36	0.29
C08 / Mouth Glands		0	0.00	0.00	2	0.18	0.29	2	0.18	0.15
C09 / Tonsil		0	0.00	0.00	1	0.09	0.15	1	0.09	0.07
C11 / Nasopharynx		5	0.45	0.75	6	0.54	0.87	11	1.00	0.81
C15 / Esophagus		2	0.18	0.30	1	0.09	0.15	3	0.27	0.22
C16 / Stomach		20	1.82	2.99	15	1.36	2.18	35	3.18	2.58
C17 / Small intestine		0	0.00	0.00	2	0.18	0.29	2	0.18	0.15
C18 / Colon		28	2.54	4.18	20	1.82	2.90	48	4.36	3.53
C19 / Recto sigmoid Junction		2	0.18	0.30	2	0.18	0.29	4	0.36	0.29
C20 / Rectum		9	0.82	1.34	8	0.73	1.16	17	1.54	1.25
C21 / Anus & Anal Canal		1	0.09	0.15	1	0.09	0.15	2	0.18	0.15
C22 / Liver & Bile Ducts		25	2.27	3.73	22	2.00	3.19	47	4.27	3.46
C23 / Gallbladder		2	0.18	0.30	2	0.18	0.29	4	0.36	0.29
C24 / Biliary Tract , other		4	0.36	0.60	6	0.54	0.87	10	0.91	0.74
C25 / Pancreas		6	0.54	0.90	12	1.09	1.74	18	1.63	1.32
C26 / Other Digestive Organs		1	0.09	0.15	1	0.09	0.15	2	0.18	0.15
C30 / Nasal Cavity		0	0.00	0.00	1	0.09	0.15	1	0.09	0.07
C31 / Accessory Sinus		0	0.00	0.00	1	0.09	0.15	1	0.09	0.07
C32 / Larynx		5	0.45	0.75	10	0.91	1.45	15	1.36	1.10
C34 / Bronchus & Lung		33	3.00	4.93	70	6.36	10.15	103	9.36	7.58
C38 / Heart, Mediastinum, Pleura		3	0.27	0.45	3	0.27	0.44	6	0.54	0.44
C39 / Other Respiratory & Thoracic		0	0.00	0.00	1	0.09	0.15	1	0.09	0.07
C40 / Bone & Cartilage, Limbs		3	0.27	0.45	3	0.27	0.44	6	0.54	0.44
C41 / Bones & Cartilage, other		6	0.54	0.90	1	0.09	0.15	7	0.64	0.52
C42/ Reticulo endothelial & Hemato poietic System	Chronic Myelo proliferative Disorders	1	0.09	0.15	0	0.00	0.00	1	0.09	0.07
	Leukemia	35	3.18	5.23	29	2.63	4.21	64	5.81	4.71
	Plasma Cell Tumor	1	0.09	0.15	14	1.27	2.03	15	1.36	1.10
C44 / Skin, other		24	2.18	3.58	14	1.27	2.03	38	3.45	2.80
C48 / Peritoneum		3	0.27	0.45	2	0.18	0.29	5	0.45	0.37

Code / Cancer	Female			Male			Total		
	No.	%	IR	No.	%	IR	No.	%	IR
C49 / Soft Tissues	11	1.00	1.64	11	1.00	1.60	22	2.00	1.62
C50 / Breast	171	15.53	25.53	3	0.27	0.44	174	15.80	12.80
C51 / Vulva	1	0.09	0.15	0	0.00	0.00	1	0.09	0.15
C53 / Cervix Uteri	11	1.00	1.64	0	0.00	0.00	11	1.00	1.64
C54 / Corpus Uteri	4	0.36	0.60	0	0.00	0.00	4	0.36	0.60
C55 / Uterus Unspecified	30	2.72	4.48	0	0.00	0.00	30	2.72	4.48
C56 / Ovary	22	2.00	3.29	0	0.00	0.00	22	2.00	3.29
C60 / Penis	0	0.00	0.00	1	0.09	0.15	1	0.09	0.15
C61 / Prostate	0	0.00	0.00	40	3.63	5.80	40	3.63	5.80
C62 / Testis	0	0.00	0.00	9	0.82	1.31	9	0.82	1.31
C64 / Kidney	11	1.00	1.64	24	2.18	3.48	35	3.18	2.58
C67 / Urinary Bladder	24	2.18	3.58	42	3.81	6.09	66	5.99	4.86
C69 / Eye & Adnexa	1	0.09	0.15	0	0.00	0.00	1	0.09	0.07
C70 / Meninges	11	1.00	1.64	1	0.09	0.15	12	1.09	0.88
C71 / Brain	26	2.36	3.88	26	2.36	3.77	52	4.72	3.83
C73 / Thyroid Gland	29	2.63	4.33	17	1.54	2.47	46	4.18	3.38
C75 / Endocrine Gland, other	7	0.64	1.05	4	0.36	0.58	11	1.00	0.81
C76 / Unspecified Site	6	0.54	0.90	6	0.54	0.87	12	1.09	0.88
C80 / Unknown Primary Site	5	0.45	0.75	4	0.36	0.58	9	0.82	0.66
Chronic Myeloproliferative Disorders	1	0.09	0.15	0	0.00	0.00	1	0.09	0.07
Hodgkin Lymphomas	3	0.27	0.45	5	0.45	0.73	8	0.73	0.59
Leukemia	35	3.18	5.23	29	2.63	4.21	64	5.81	4.71
Non-Hodgkin Lymphoma	21	1.91	3.14	34	3.09	4.93	55	5.00	4.05
Plasma Cell Tumor	1	0.09	0.15	14	1.27	2.03	15	1.36	1.10
Total	620	56.31	92.58	481	43.69	69.77	1101	100.00	81.01

Al-Basra
Populations Number : 3,064,284
Cancer Cases Number : 2339
Incidence Rate: 76.33/100,000 Al-Basra Populations

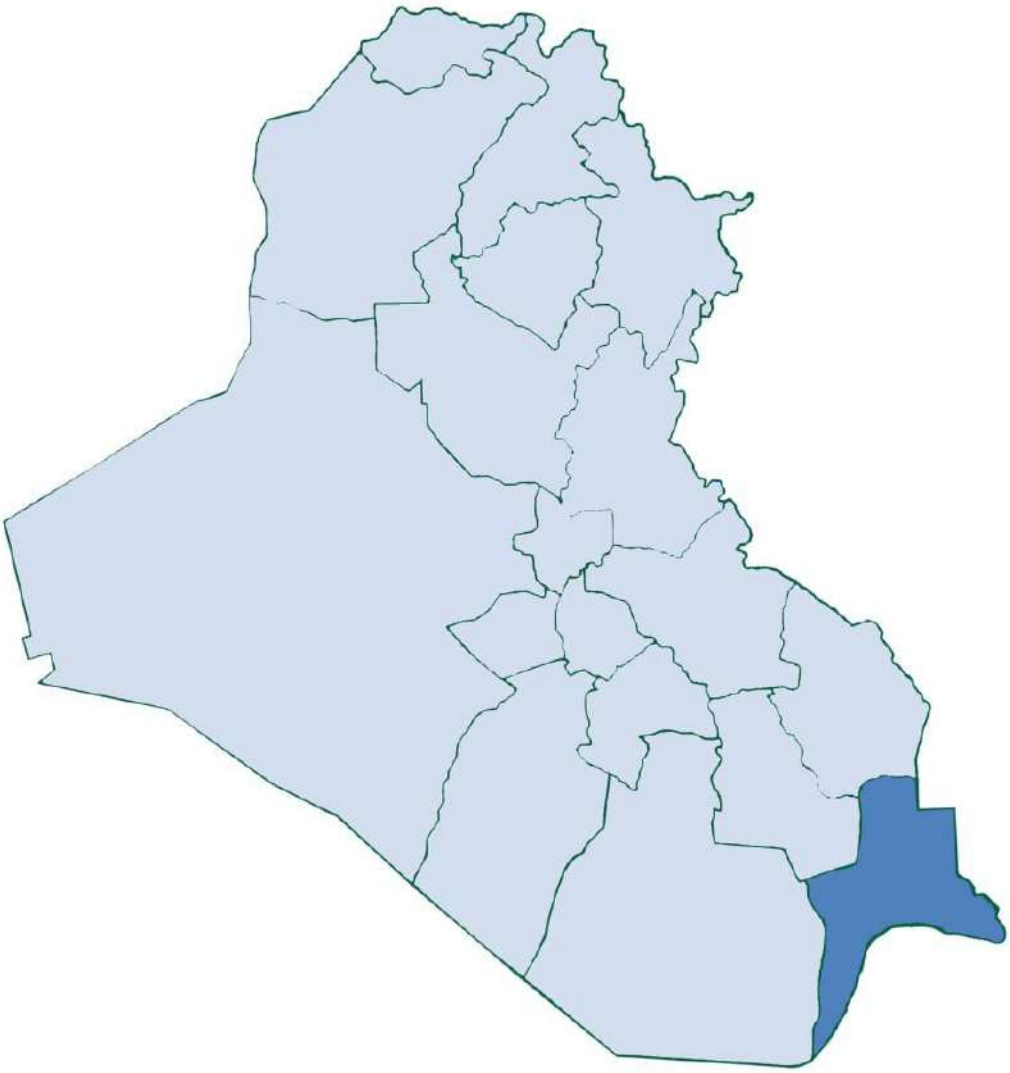

3.4.7. Al-Basra governorate

Table No.; (42) Distribution of the top ten cancers in Al-Basra, Iraq, 2020

Top ten, total		No.	%
1	Breast	447	19.11
2	Leukemia	160	6.84
3	Bronchus & Lung	148	6.33
4	Colorectal	133	5.69
5	Brain & other CNS	128	5.47
6	Urinary Bladder	128	5.47
7	Non-Hodgkin Lymphoma	121	5.17
8	Stomach	73	3.12
9	Prostate	72	3.08
10	Kidney	71	3.04
Total top ten		1,481	63.32
Total other site		858	36.68
Total		2,339	100.00%

Figure No.; (32) Incidence rate of the top ten cancers in Al-Basra /100,000 Al-Basra populations, Iraq, 2020

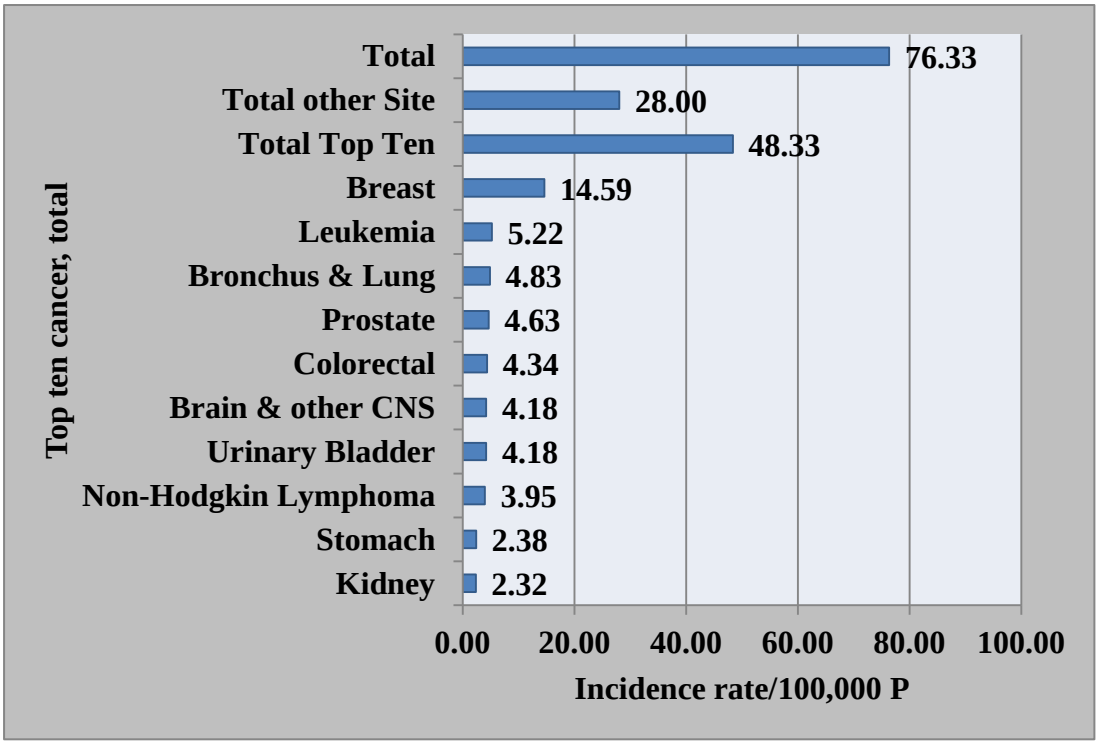

The prostate incidence rate is calculated from the male populations.

Table No.; (43) Distribution of the top ten cancers in males, Al-Basra, Iraq, 2020

Top ten, male		No.	%
1	Bronchus & Lung	110	10.39
2	Urinary Bladder	95	8.97
3	Leukemia	88	8.31
4	Brain & other CNS	72	6.80
5	Non-Hodgkin Lymphoma	72	6.80
6	Prostate	72	6.80
7	Colorectal	68	6.42
8	Stomach	46	4.34
9	Kidney	45	4.25
10	Pancreas	45	4.25
Total top ten		713	67.33
Total other site		346	32.67
Total		1,059	100.00%

Figure No.; (33) Incidence rate of the top ten cancers in males / 100,000 male populations, Al-Basra, Iraq, 2020

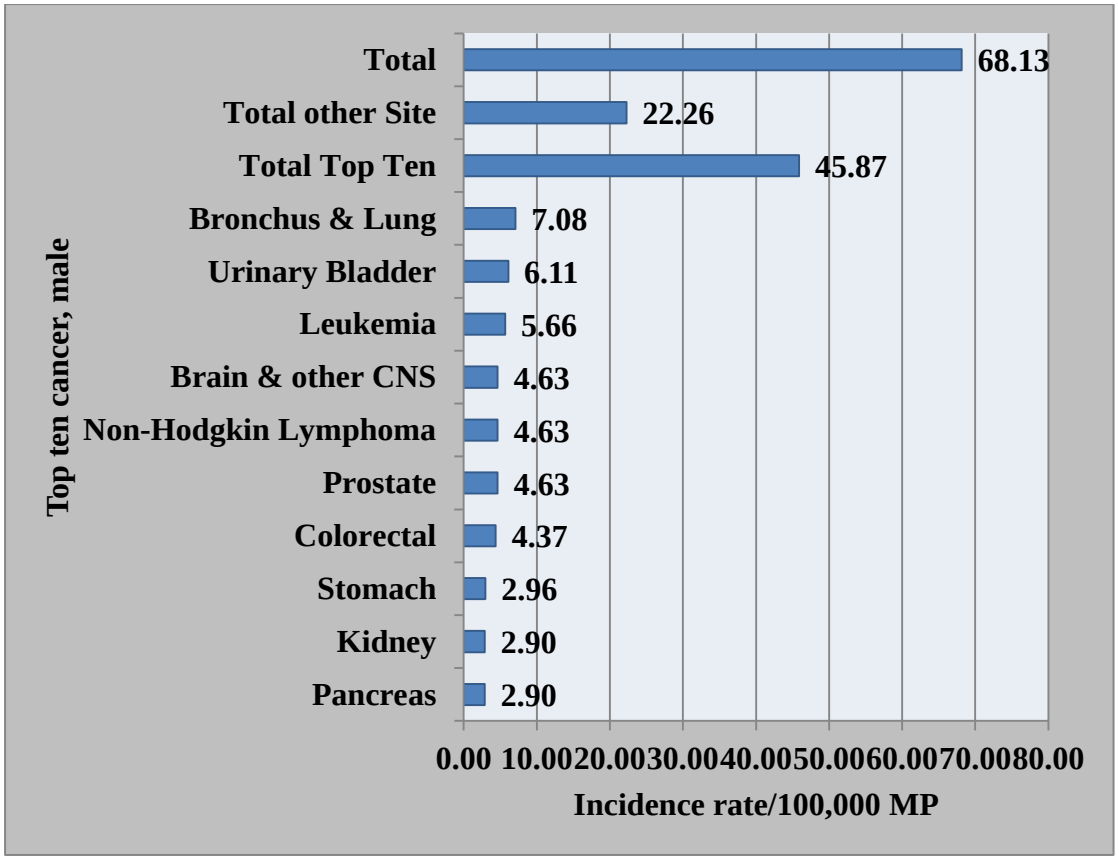

Table No.; (44) Distribution of the top ten cancers in females, Al-Basra, Iraq, 2020

Top ten, female		No.	%
1	Breast	438	34.22
2	Leukemia	72	5.63
3	Colorectal	65	5.08
4	Ovary	60	4.69
5	Brain & other CNS	56	4.38
6	Uterus Unspecified	53	4.14
7	Non-Hodgkin Lymphoma	49	3.83
8	Thyroid Gland	47	3.67
9	Bronchus & Lung	38	2.97
10	Hodgkin Lymphomas	35	2.73
Total top ten		913	71.33
Total other site		367	28.67
Total		1,280	100.00%

Figure No.; (34) Incidence rate of the top ten cancers in females / 100,000 female populations, Al-Basra, Iraq, 2020

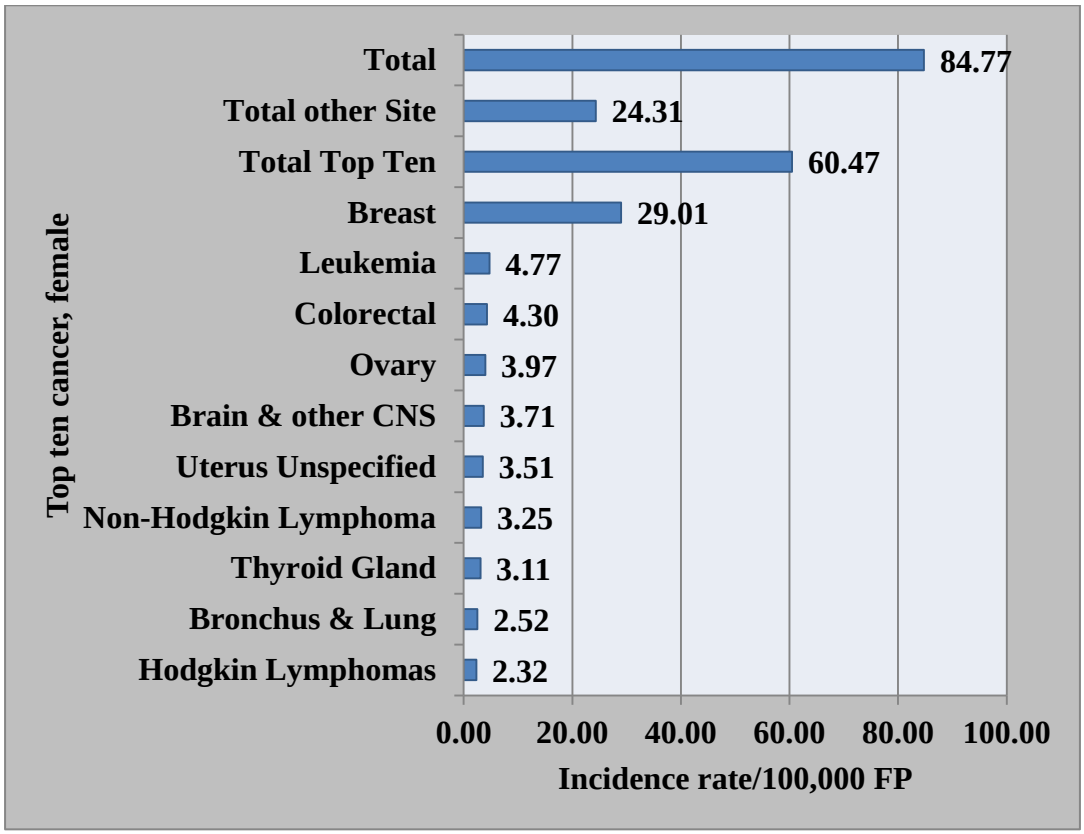

Table No.; (45) Distribution and the incidence rate of cancer /100,000 populations by ICD-O, site, and gender in Al-Basra, Iraq, 2020

Code / Cancer		Female			Male			Total		
		No.	%	IR	No.	%	IR	No.	%	IR
C00 / Lip		0	0.00	0.00	1	0.04	0.06	1	0.04	0.03
C02 / Tongue, other		4	0.17	0.26	5	0.21	0.32	9	0.38	0.29
C05 / Mouth - Palate		0	0.00	0.00	1	0.04	0.06	1	0.04	0.03
C06 / Mouth - other		3	0.13	0.20	4	0.17	0.26	7	0.30	0.23
C07 / Parotid Gland		2	0.09	0.13	4	0.17	0.26	6	0.26	0.20
C08 / Mouth Glands		0	0.00	0.00	2	0.09	0.13	2	0.09	0.07
C10 / Oropharynx		0	0.00	0.00	2	0.09	0.13	2	0.09	0.07
C11 / Nasopharynx		9	0.38	0.60	11	0.47	0.71	20	0.86	0.65
C14 / Pharynx		2	0.09	0.13	2	0.09	0.13	4	0.17	0.13
C15 / Esophagus		8	0.34	0.53	7	0.30	0.45	15	0.64	0.49
C16 / Stomach		27	1.15	1.79	46	1.97	2.96	73	3.12	2.38
C17 / Small intestine		8	0.34	0.53	6	0.26	0.39	14	0.60	0.46
C18 / Colon		42	1.80	2.78	48	2.05	3.09	90	3.85	2.94
C19 / Recto sigmoid Junction		3	0.13	0.20	0	0.00	0.00	3	0.13	0.10
C20 / Rectum		20	0.86	1.32	20	0.86	1.29	40	1.71	1.31
C21 / Anus & Anal Canal		3	0.13	0.20	1	0.04	0.06	4	0.17	0.13
C22 / Liver & Bile Ducts		10	0.43	0.66	11	0.47	0.71	21	0.90	0.69
C23 / Gallbladder		10	0.43	0.66	8	0.34	0.51	18	0.77	0.59
C24 / Biliary Tract , other		8	0.34	0.53	3	0.13	0.19	11	0.47	0.36
C25 / Pancreas		25	1.07	1.66	45	1.92	2.90	70	2.99	2.28
C30 / Nasal Cavity		0	0.00	0.00	2	0.09	0.13	2	0.09	0.07
C31 / Accessory Sinus		2	0.09	0.13	3	0.13	0.19	5	0.21	0.16
C32 / Larynx		5	0.21	0.33	18	0.77	1.16	23	0.98	0.75
C34 / Bronchus & Lung		38	1.62	2.52	110	4.70	7.08	148	6.33	4.83
C37 / Thymus		3	0.13	0.20	3	0.13	0.19	6	0.26	0.20
C38 / Heart, Mediastinum, Pleura		1	0.04	0.07	6	0.26	0.39	7	0.30	0.23
C40 / Bone & Cartilage, Limbs		6	0.26	0.40	14	0.60	0.90	20	0.86	0.65
C41 / Bones & Cartilage, other		3	0.13	0.20	8	0.34	0.51	11	0.47	0.36
C42/ Reticulo endothelial & Hemato poietic System	Chronic Myeloproliferative Disorders	5	0.21	0.33	15	0.64	0.97	20	0.86	0.65
	Immunoprolifrative Diseases	0	0.00	0.00	1	0.04	0.06	1	0.04	0.03
	Leukemia	72	3.08	4.77	88	3.76	5.66	160	6.84	5.22
	Myelodys Plastic Syndromes	8	0.34	0.53	9	0.38	0.58	17	0.73	0.55
	Plasma Cell Tumor	17	0.73	1.13	19	0.81	1.22	36	1.54	1.17
C44 / Skin, other		31	1.33	2.05	26	1.11	1.67	57	2.44	1.86
C47 / Nerves System		2	0.09	0.13	0	0.00	0.00	2	0.09	0.07

Code / Cancer		Female			Male			Total		
		No.	%	IR	No.	%	IR	No.	%	IR
C48 / Peritoneum		1	0.04	0.07	4	0.17	0.26	5	0.21	0.16
C49 / Soft Tissues		25	1.07	1.66	38	1.62	2.44	63	2.69	2.06
C50 / Breast		438	18.73	29.01	9	0.38	0.58	447	19.11	14.59
C51 / Vulva		4	0.17	0.26	0	0.00	0.00	4	0.17	0.26
C52 / Vagina		1	0.04	0.07	0	0.00	0.00	1	0.04	0.07
C53 / Cervix Uteri		23	0.98	1.52	0	0.00	0.00	23	0.98	1.52
C54 / Corpus Uteri		3	0.13	0.20	0	0.00	0.00	3	0.13	0.20
C55 / Uterus Unspecified		53	2.27	3.51	0	0.00	0.00	53	2.27	3.51
C56 / Ovary		60	2.57	3.97	0	0.00	0.00	60	2.57	0.00
C58 / Placenta		6	0.26	0.40	0	0.00	0.00	6	0.26	0.40
C60 / Penis		0	0.00	0.00	1	0.04	0.06	1	0.04	0.06
C61 / Prostate		0	0.00	0.00	72	3.08	4.63	72	3.08	4.63
C62 / Testis		0	0.00	0.00	11	0.47	0.71	11	0.47	0.71
C64 / Kidney		26	1.11	1.72	45	1.92	2.90	71	3.04	2.32
C67 / Urinary Bladder		33	1.41	2.19	95	4.06	6.11	128	5.47	4.18
C69 / Eye & Adnexa		8	0.34	0.53	2	0.09	0.13	10	0.43	0.33
C70 / Meninges		0	0.00	0.00	1	0.04	0.06	1	0.04	0.03
C71 / Brain		50	2.14	3.31	62	2.65	3.99	112	4.79	3.66
C72 / Nervous System, Other		2	0.09	0.13	5	0.21	0.32	7	0.30	0.23
C73 / Thyroid Gland		47	2.01	3.11	24	1.03	1.54	71	3.04	2.32
C74 / Adrenal gland		3	0.13	0.20	5	0.21	0.32	8	0.34	0.26
C75 / Endocrine Gland, other		4	0.17	0.26	4	0.17	0.26	8	0.34	0.26
C76 / Unspecified Site		1	0.04	0.07	2	0.09	0.13	3	0.13	0.10
C80 / Unknown Primary Site		31	1.33	2.05	26	1.11	1.67	57	2.44	1.86
C77/ Lymph nodes	Hodgkin Lymphomas	35	1.50	2.32	32	1.37	2.06	67	2.86	2.19
	Non-Hodgkin Lymphoma	49	2.09	3.25	72	3.08	4.63	121	5.17	3.95
Total		1280	54.72	84.77	1059	45.28	68.13	2339	100.00	76.33

Diyala
Populations Number : 1,722,983
Cancer Cases Number : 1281
Incidence Rate: 74.35 /100,000 Diyala Populations

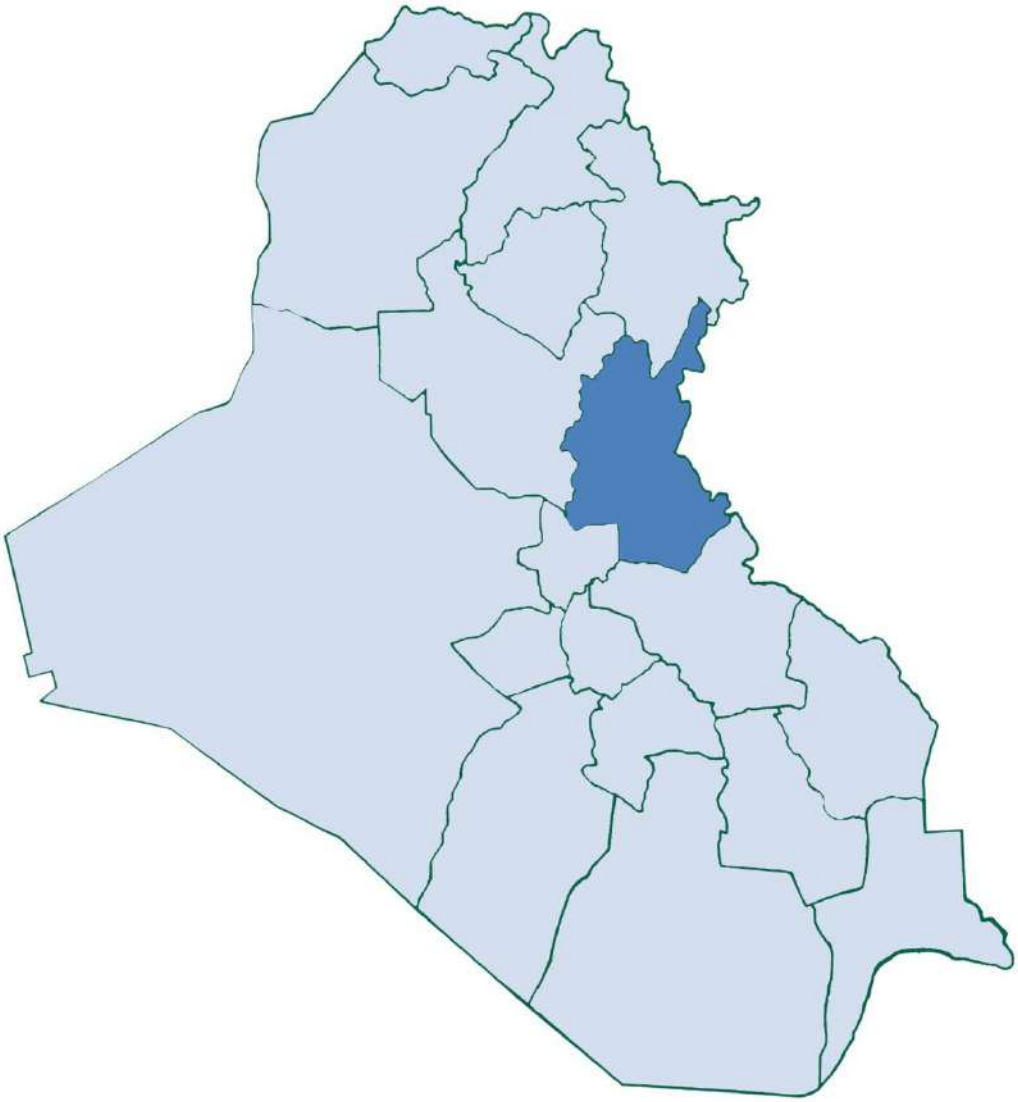

3.4.8. Diyala governorate

Table No.; (46) Distribution of the top ten cancers in Diyala, Iraq, 2020

Top ten, total		No.	%
1	Breast	305	23.81
2	Brain & other CNS	96	7.49
3	Bronchus & Lung	94	7.34
4	Colorectal	87	6.79
5	Leukemia	55	4.29
6	Stomach	53	4.14
7	Prostate	46	3.59
8	Thyroid Gland	46	3.59
9	Skin, other	45	3.51
10	Urinary Bladder	42	3.28
Total top ten		869	67.84
Total other site		412	32.16
Total		1,281	100.00%

Figure No.; (35) Incidence rate of the top ten cancers in Diyala /100,000 Diyala populations, Iraq, 2020

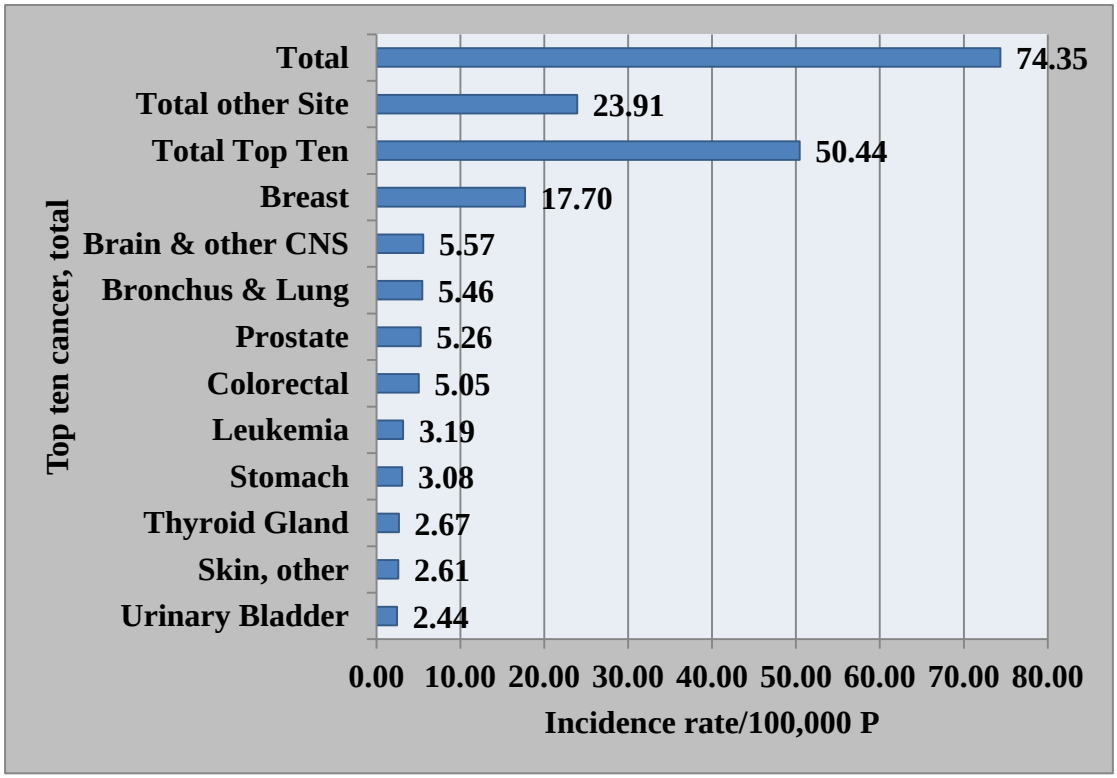

The prostate incidence rate is calculated from the male populations.

Table No.; (47) Distribution of the top ten cancers in males, Diyala, Iraq, 2020

Top ten, male		No.	%
1	Bronchus & Lung	57	10.94
2	Brain & other CNS	49	9.40
3	Colorectal	46	8.83
4	Prostate	46	8.83
5	Stomach	34	6.53
6	Leukemia	32	6.14
7	Skin, other	26	4.99
8	Urinary Bladder	26	4.99
9	Kidney	21	4.03
10	Liver	20	3.84
Total top ten		357	68.52
Total other site		164	31.48
Total		521	100.00%

Figure No.; (36) Incidence rate of the top ten cancers in males / 100,000 male populations, Diyala, Iraq, 2020

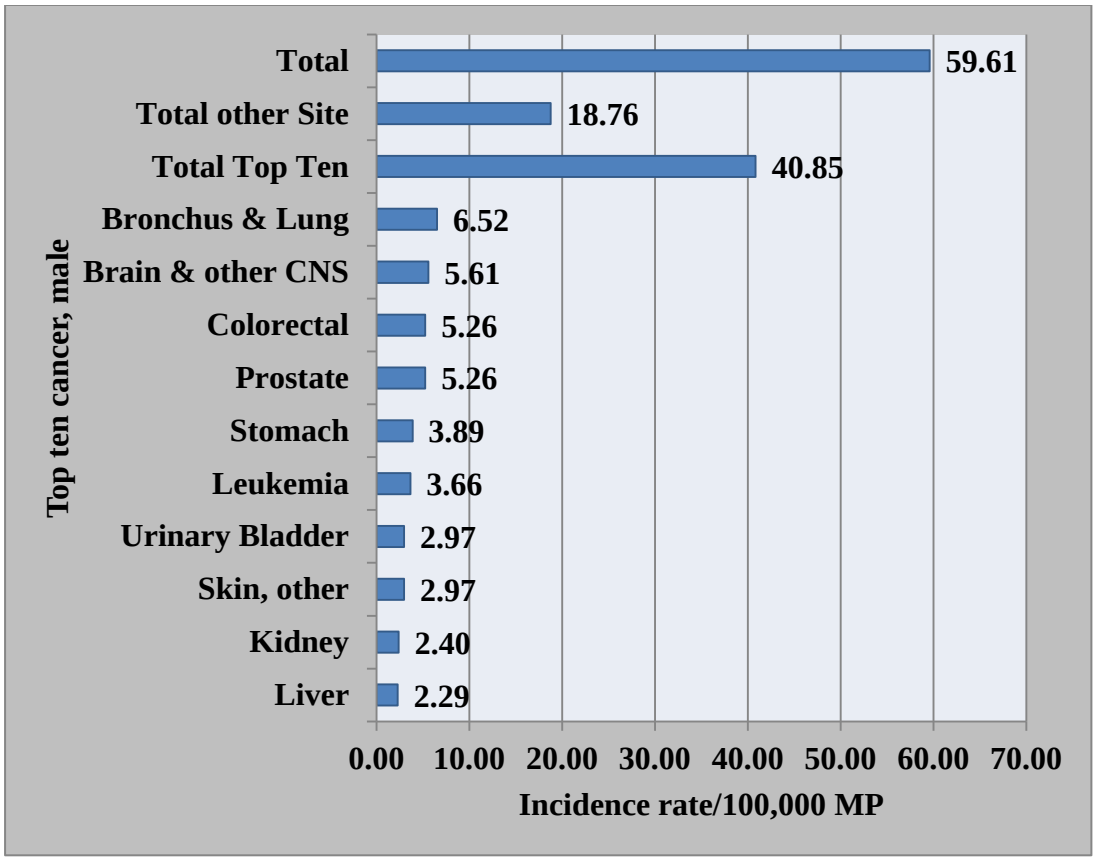

Table No.; (48) Distribution of the top ten cancers in females, Diyala, Iraq, 2020

Top ten, female		No.	%
1	Breast	298	39.21
2	Brain & other CNS	47	6.18
3	Colorectal	41	5.39
4	Thyroid Gland	39	5.13
5	Bronchus & Lung	37	4.87
6	Ovary	30	3.95
7	Leukemia	23	3.03
8	Uterus Unspecified	22	2.89
9	Skin, other	19	2.50
10	Stomach	19	2.50
Total top ten		575	75.66
Total other site		185	24.34
Total		760	100.00%

Figure No.; (37) Incidence rate of the top ten cancers in females / 100,000 female populations, Diyala, Iraq, 2020

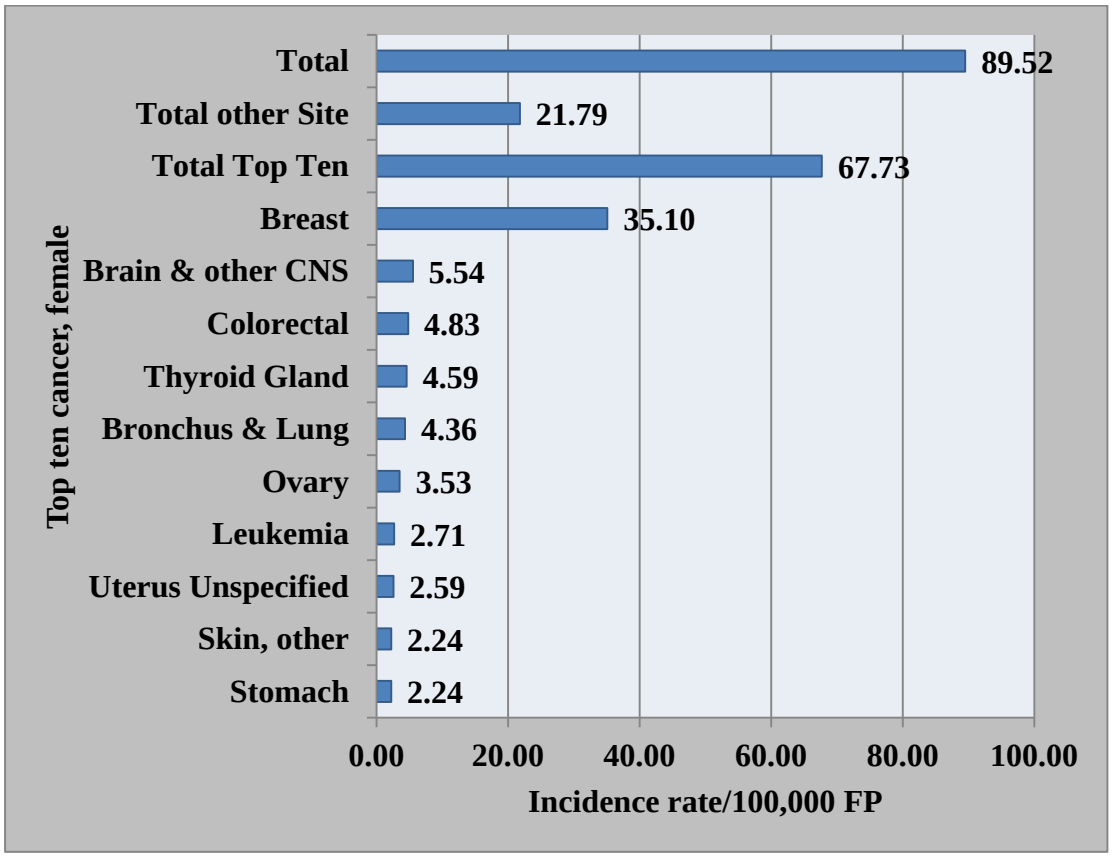

Table No.; (49) Distribution and the incidence rate of cancer /100,000 populations by ICD-O, site, and gender in Diyala, Iraq, 2020

Code / Cancer		Female			Male			Total		
		No.	%	IR	No.	%	IR	No.	%	IR
C00 / Lip		1	0.08	0.12	0	0.00	0.00	1	0.08	0.06
C01 / Tongue, Base		0	0.00	0.00	3	0.23	0.34	3	0.23	0.17
C02 / Tongue, other		3	0.23	0.35	1	0.08	0.11	4	0.31	0.23
C06 / Mouth - other		1	0.08	0.12	0	0.00	0.00	1	0.08	0.06
C07 / Parotid Gland		0	0.00	0.00	1	0.08	0.11	1	0.08	0.06
C08 / Mouth Glands		1	0.08	0.12	0	0.00	0.00	1	0.08	0.06
C10 / Oropharynx		0	0.00	0.00	1	0.08	0.11	1	0.08	0.06
C11 / Nasopharynx		2	0.16	0.24	7	0.55	0.80	9	0.70	0.52
C14 / Pharynx		0	0.00	0.00	2	0.16	0.23	2	0.16	0.12
C15 / Esophagus		3	0.23	0.35	5	0.39	0.57	8	0.62	0.46
C16 / Stomach		19	1.48	2.24	34	2.65	3.89	53	4.14	3.08
C17 / Small intestine		2	0.16	0.24	2	0.16	0.23	4	0.31	0.23
C18 / Colon		26	2.03	3.06	31	2.42	3.55	57	4.45	3.31
C19 / Recto sigmoid Junction		5	0.39	0.59	3	0.23	0.34	8	0.62	0.46
C20 / Rectum		10	0.78	1.18	12	0.94	1.37	22	1.72	1.28
C21 / Anus & Anal Canal		0	0.00	0.00	1	0.08	0.11	1	0.08	0.06
C22 / Liver & Bile Ducts		18	1.41	2.12	20	1.56	2.29	38	2.97	2.21
C23 / Gallbladder		5	0.39	0.59	3	0.23	0.34	8	0.62	0.46
C24 / Biliary Tract , other		4	0.31	0.47	2	0.16	0.23	6	0.47	0.35
C25 / Pancreas		17	1.33	2.00	13	1.01	1.49	30	2.34	1.74
C26 / Other Digestive Organs		2	0.16	0.24	0	0.00	0.00	2	0.16	0.12
C30 / Nasal Cavity		1	0.08	0.12	2	0.16	0.23	3	0.23	0.17
C32 / Larynx		6	0.47	0.71	11	0.86	1.26	17	1.33	0.99
C34 / Bronchus & Lung		37	2.89	4.36	57	4.45	6.52	94	7.34	5.46
C38 / Heart, Mediastinum, Pleura		1	0.08	0.12	1	0.08	0.11	2	0.16	0.12
C40 / Bone & Cartilage, Limbs		3	0.23	0.35	6	0.47	0.69	9	0.70	0.52
C41 / Bones & Cartilage, other		1	0.08	0.12	5	0.39	0.57	6	0.47	0.35
C42/ Reticulo endothelial & Hemato poietic System	Chronic Myeloproliferative Disorders	1	0.08	0.12	0	0.00	0.00	1	0.08	0.06
	Leukemia	23	1.80	2.71	32	2.50	3.66	55	4.29	3.19
	Myelodys Plastic Syndromes	2	0.16	0.24	1	0.08	0.11	3	0.23	0.17
	Plasma Cell Tumor	3	0.23	0.35	1	0.08	0.11	4	0.31	0.23
C44 / Skin, other		19	1.48	2.24	26	2.03	2.97	45	3.51	2.61
C48 / Peritoneum		2	0.16	0.24	2	0.16	0.23	4	0.31	0.23
C49 / Soft Tissues		7	0.55	0.82	13	1.01	1.49	20	1.56	1.16
C50 / Breast		298	23.26	35.10	7	0.55	0.80	305	23.81	17.70

Code / Cancer		Female			Male			Total		
		No.	%	IR	No.	%	IR	No.	%	IR
C51 / Vulva		2	0.16	0.24	0	0.00	0.00	2	0.16	0.24
C52 / Vagina		1	0.08	0.12	0	0.00	0.00	1	0.08	0.12
C53 / Cervix Uteri		7	0.55	0.82	0	0.00	0.00	7	0.55	0.82
C54 / Corpus Uteri		15	1.17	1.77	0	0.00	0.00	15	1.17	1.77
C55 / Uterus Unspecified		22	1.72	2.59	0	0.00	0.00	22	1.72	2.59
C56 / Ovary		30	2.34	3.53	0	0.00	0.00	30	2.34	3.53
C58 / Placenta		2	0.16	0.24	0	0.00	0.00	2	0.16	0.24
C60 / Penis		0	0.00	0.00	1	0.08	0.11	1	0.08	0.11
C61 / Prostate		0	0.00	0.00	46	3.59	5.26	46	3.59	5.26
C62 / Testis		0	0.00	0.00	8	0.62	0.92	8	0.62	0.92
C64 / Kidney		7	0.55	0.82	21	1.64	2.40	28	2.19	1.63
C65 / Pelvis		1	0.08	0.12	2	0.16	0.23	3	0.23	0.17
C67 / Urinary Bladder		16	1.25	1.88	26	2.03	2.97	42	3.28	2.44
C68 / Urinary Organs, other		0	0.00	0.00	1	0.08	0.11	1	0.08	0.06
C69 / Eye & Adnexa		1	0.08	0.12	2	0.16	0.23	3	0.23	0.17
C70 / Meninges		7	0.55	0.82	1	0.08	0.11	8	0.62	0.46
C71 / Brain		40	3.12	4.71	45	3.51	5.15	85	6.64	4.93
C73 / Thyroid Gland		39	3.04	4.59	7	0.55	0.80	46	3.59	2.67
C74 / Adrenal gland		2	0.16	0.24	4	0.31	0.46	6	0.47	0.35
C75 / Endocrine Gland, other		0	0.00	0.00	4	0.31	0.46	4	0.31	0.23
C76 / Unspecified Site		1	0.08	0.12	1	0.08	0.11	2	0.16	0.12
C80 / Unknown Primary Site		18	1.41	2.12	12	0.94	1.37	30	2.34	1.74
C77/ Lymph nodes	Hodgkin Lymphomas	8	0.62	0.94	15	1.17	1.72	23	1.80	1.33
	Non-Hodgkin Lymphoma	18	1.41	2.12	20	1.56	2.29	38	2.97	2.21
Total		760	59.33	89.52	521	40.67	59.61	1281	100	74.35

ThiQar
Populations Number : 2,206,079
Cancer Cases Number : 1570
Incidence Rate: 71.17/100,000 Karbala Populations

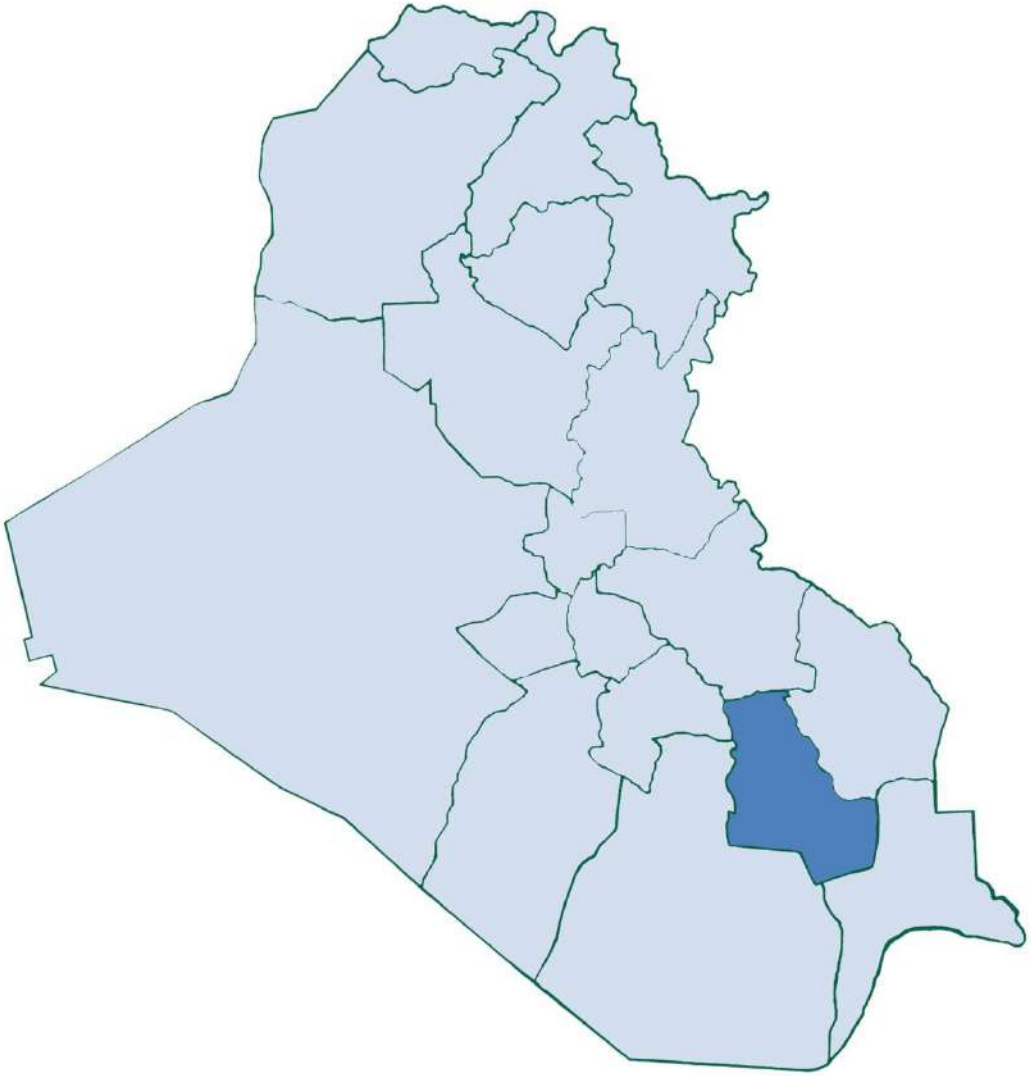

3.4.9. ThiQar governorate

Table No.; (50) Distribution of the top ten cancers in ThiQar, Iraq, 2020

Top ten, total		No.	%
1	Breast	237	15.10
2	Bronchus & Lung	185	11.78
3	Urinary Bladder	126	8.03
4	Brain & other CNS	108	6.88
5	Leukemia	94	5.99
6	Colorectal	90	5.73
7	Non-Hodgkin Lymphoma	74	4.71
8	Pancreas	65	4.14
9	Thyroid Gland	60	3.82
10	Stomach	52	3.31
Total top ten		1,091	69.49
Total other site		479	30.51
Total		1,570	100.00%

Figure No.; (38) Incidence rate of the top ten cancers in ThiQar /100,000 Wasit populations, ThiQar, Iraq, 2020

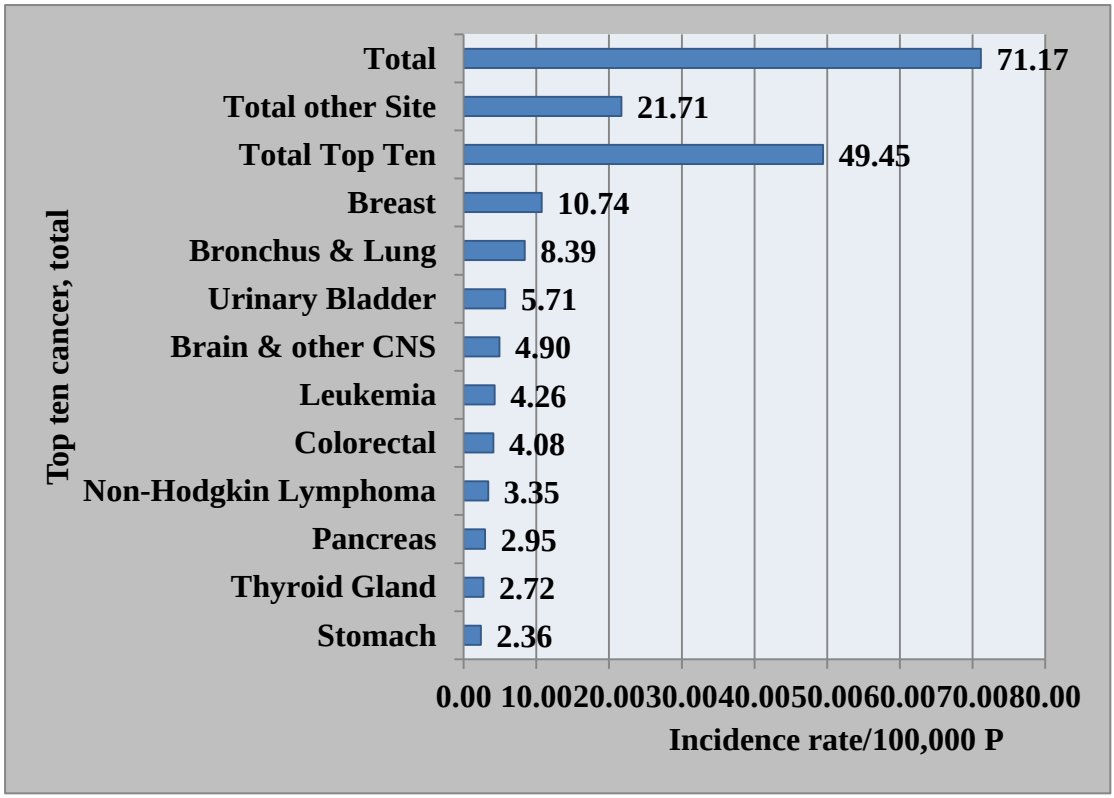

Table No.; (51) Distribution of the top ten cancers in males, ThiQar, Iraq, 2020

Top ten, male		No.	%
1	Bronchus & Lung	123	16.69
2	Urinary Bladder	88	11.94
3	Brain & other CNS	61	8.28
4	Colorectal	49	6.65
5	Leukemia	43	5.83
6	Prostate	41	5.56
7	Non-Hodgkin Lymphoma	40	5.43
8	Pancreas	32	4.34
9	Stomach	32	4.34
10	Kidney	26	3.53
Total top ten		535	72.59
Total other site		202	27.41
Total		737	100.00%

Figure No.; (39) Incidence rate of the top ten cancers in males / 100,000 male populations, ThiQar, Iraq, 2020

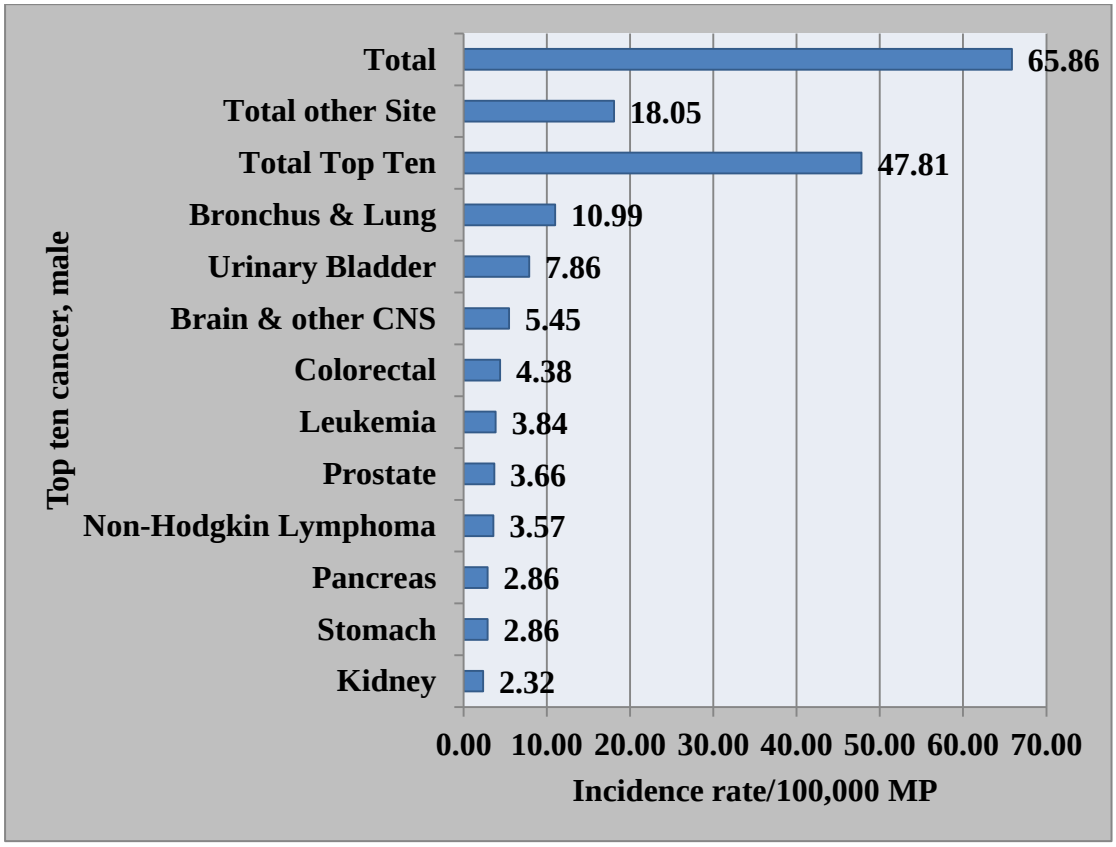

Table No.; (52) Distribution of the top ten cancers in females, ThiQar, Iraq, 2020

Top ten, female		No.	%
1	Breast	231	27.73
2	Bronchus & Lung	62	7.44
3	Leukemia	51	6.12
4	Brain & other CNS	47	5.64
5	Colorectal	41	4.92
6	Thyroid Gland	41	4.92
7	Urinary Bladder	38	4.56
8	Non-Hodgkin Lymphoma	34	4.08
9	Pancreas	33	3.96
10	Ovary	30	3.60
Total top ten		608	72.99
Total other site		225	27.01
Total		833	100.00%

Figure No.; (40) Incidence rate of the top ten cancers in females / 100,000 female populations, ThiQar, Iraq, 2020

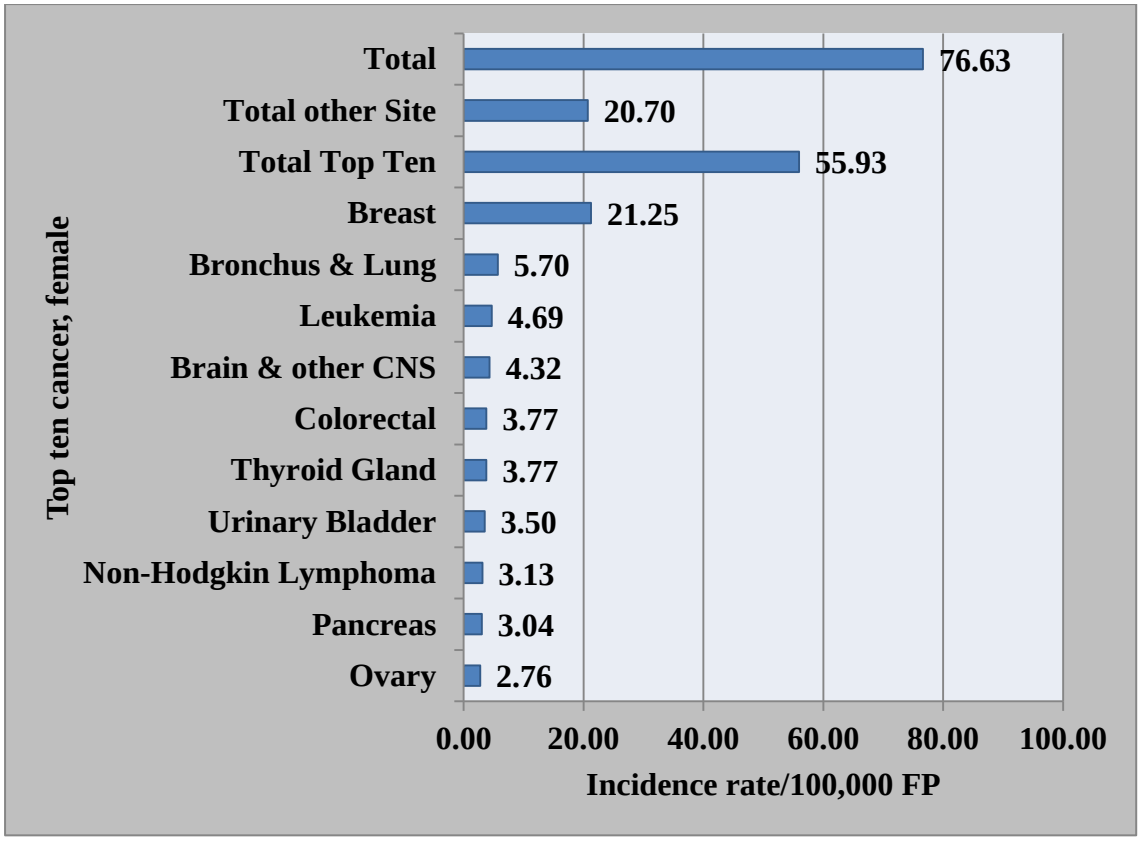

Table No.; (53) Distribution and the incidence rate of cancer /100,000 populations by ICD-O, site, and gender in ThiQar, Iraq, 2020

Code / Cancer	Female			Male			Total		
	No.	%	IR	No.	%	IR	No.	%	IR
C00 / Lip	0	0.00	0.00	1	0.06	0.09	1	0.06	0.05
C01 / Tongue, Base	0	0.00	0.00	1	0.06	0.09	1	0.06	0.05
C02 / Tongue, other	8	0.51	0.74	3	0.19	0.27	11	0.70	0.50
C05 / Mouth - Palate	1	0.06	0.09	2	0.13	0.18	3	0.19	0.14
C06 / Mouth - other	0	0.00	0.00	1	0.06	0.09	1	0.06	0.05
C07 / Parotid Gland	2	0.13	0.18	2	0.13	0.18	4	0.25	0.18
C08 / Mouth Glands	2	0.13	0.18	1	0.06	0.09	3	0.19	0.14
C09 / Tonsil	0	0.00	0.00	1	0.06	0.09	1	0.06	0.05
C10 / Oropharynx	1	0.06	0.09	0	0.00	0.00	1	0.06	0.05
C11 / Nasopharynx	7	0.45	0.64	8	0.51	0.71	15	0.96	0.68
C13 / Hypopharynx	1	0.06	0.09	0	0.00	0.00	1	0.06	0.05
C14 / Pharynx	1	0.06	0.09	1	0.06	0.09	2	0.13	0.09
C15 / Esophagus	3	0.19	0.28	9	0.57	0.80	12	0.76	0.54
C16 / Stomach	20	1.27	1.84	32	2.04	2.86	52	3.31	2.36
C17 / Small intestine	6	0.38	0.55	5	0.32	0.45	11	0.70	0.50
C18 / Colon	24	1.53	2.21	33	2.10	2.95	57	3.63	2.58
C19 / Recto sigmoid Junction	2	0.13	0.18	0	0.00	0.00	2	0.13	0.09
C20 / Rectum	15	0.96	1.38	16	1.02	1.43	31	1.97	1.41
C21 / Anus & Anal Canal	4	0.25	0.37	1	0.06	0.09	5	0.32	0.23
C22 / Liver & Bile Ducts	20	1.27	1.84	22	1.40	1.97	42	2.68	1.90
C23 / Gallbladder	5	0.32	0.46	3	0.19	0.27	8	0.51	0.36
C24 / Biliary Tract , other	2	0.13	0.18	2	0.13	0.18	4	0.25	0.18
C25 / Pancreas	33	2.10	3.04	32	2.04	2.86	65	4.14	2.95
C26 / Other Digestive Organs	2	0.13	0.18	0	0.00	0.00	2	0.13	0.09
C30 / Nasal Cavity	0	0.00	0.00	3	0.19	0.27	3	0.19	0.14
C31 / Accessory Sinus	0	0.00	0.00	2	0.13	0.18	2	0.13	0.09
C32 / Larynx	3	0.19	0.28	11	0.70	0.98	14	0.89	0.63
C33 / Trachea	0	0.00	0.00	1	0.06	0.09	1	0.06	0.05
C34 / Bronchus & Lung	62	3.95	5.70	123	7.83	10.99	185	11.78	8.39
C37 / Thymus	0	0.00	0.00	2	0.13	0.18	2	0.13	0.09
C38 / Heart, Mediastinum, Pleura	0	0.00	0.00	1	0.06	0.09	1	0.06	0.05
C39 / Other Respiratory & Thoracic	1	0.06	0.09	0	0.00	0.00	1	0.06	0.05
C40 / Bone & Cartilage, Limbs	10	0.64	0.92	9	0.57	0.80	19	1.21	0.86
C41 / Bones & Cartilage, other	4	0.25	0.37	11	0.70	0.98	15	0.96	0.68

Code / Cancer		Female			Male			Total		
		No.	%	IR	No.	%	IR	No.	%	IR
C42/ Reticulo endothelial & Hemato poietic System	Leukemia	51	3.25	4.69	43	2.74	3.84	94	5.99	4.26
	Plasma Cell Tumor	11	0.70	1.01	10	0.64	0.89	21	1.34	0.95
C47 / Nerves System		2	0.13	0.18	1	0.06	0.09	3	0.19	0.14
C48 / Peritoneum		0	0.00	0.00	1	0.06	0.09	1	0.06	0.05
C49 / Soft Tissues		7	0.45	0.64	10	0.64	0.89	17	1.08	0.77
C50 / Breast		231	14.71	21.25	6	0.38	0.54	237	15.10	10.74
C51 / Vulva		1	0.06	0.09	0	0.00	0.00	1	0.06	0.09
C52 / Vagina		2	0.13	0.18	0	0.00	0.00	2	0.13	0.18
C53 / Cervix Uteri		15	0.96	1.38	0	0.00	0.00	15	0.96	1.38
C54 / Corpus Uteri		2	0.13	0.18	0	0.00	0.00	2	0.13	0.18
C55 / Uterus Unspecified		29	1.85	2.67	0	0.00	0.00	29	1.85	2.67
C56 / Ovary		30	1.91	2.76	0	0.00	0.00	30	1.91	2.76
C58 / Placenta		4	0.25	0.37	0	0.00	0.00	4	0.25	0.37
C61 / Prostate		0	0.00	0.00	41	2.61	3.66	41	2.61	3.66
C62 / Testis		0	0.00	0.00	6	0.38	0.54	6	0.38	0.54
C64 / Kidney		18	1.15	1.66	26	1.66	2.32	44	2.80	1.99
C65 / Pelvis		1	0.06	0.09	0	0.00	0.00	1	0.06	0.05
C66 / Ureter		1	0.06	0.09	1	0.06	0.09	2	0.13	0.09
C67 / Urinary Bladder		38	2.42	3.50	88	5.61	7.86	126	8.03	5.71
C68 / Urinary Organs, other		0	0.00	0.00	1	0.06	0.09	1	0.06	0.05
C69 / Eye & Adnexa		3	0.19	0.28	4	0.25	0.36	7	0.45	0.32
C70 / Meninges		4	0.25	0.37	3	0.19	0.27	7	0.45	0.32
C71 / Brain		42	2.68	3.86	56	3.57	5.00	98	6.24	4.44
C72 / Nervous System, Other		1	0.06	0.09	2	0.13	0.18	3	0.19	0.14
C73 / Thyroid Gland		41	2.61	3.77	19	1.21	1.70	60	3.82	2.72
C74 / Adrenal gland		1	0.06	0.09	5	0.32	0.45	6	0.38	0.27
C76 / Unspecified Site		1	0.06	0.09	1	0.06	0.09	2	0.13	0.09
C80 / Unknown Primary Site		7	0.45	0.64	10	0.64	0.89	17	1.08	0.77
C77/ Lymph nodes	Hodgkin Lymphomas	11	0.70	1.01	16	1.02	1.43	27	1.72	1.22
	Non-Hodgkin Lymphoma	34	2.17	3.13	40	2.55	3.57	74	4.71	3.35
Total		833	53.06	76.63	737	46.94	65.86	1570	100	71.17

Wasit

Populations Number : 1,451,512

Cancer Cases Number : 1009

Incidence Rate: 69.51/100,000 Wasit Populations

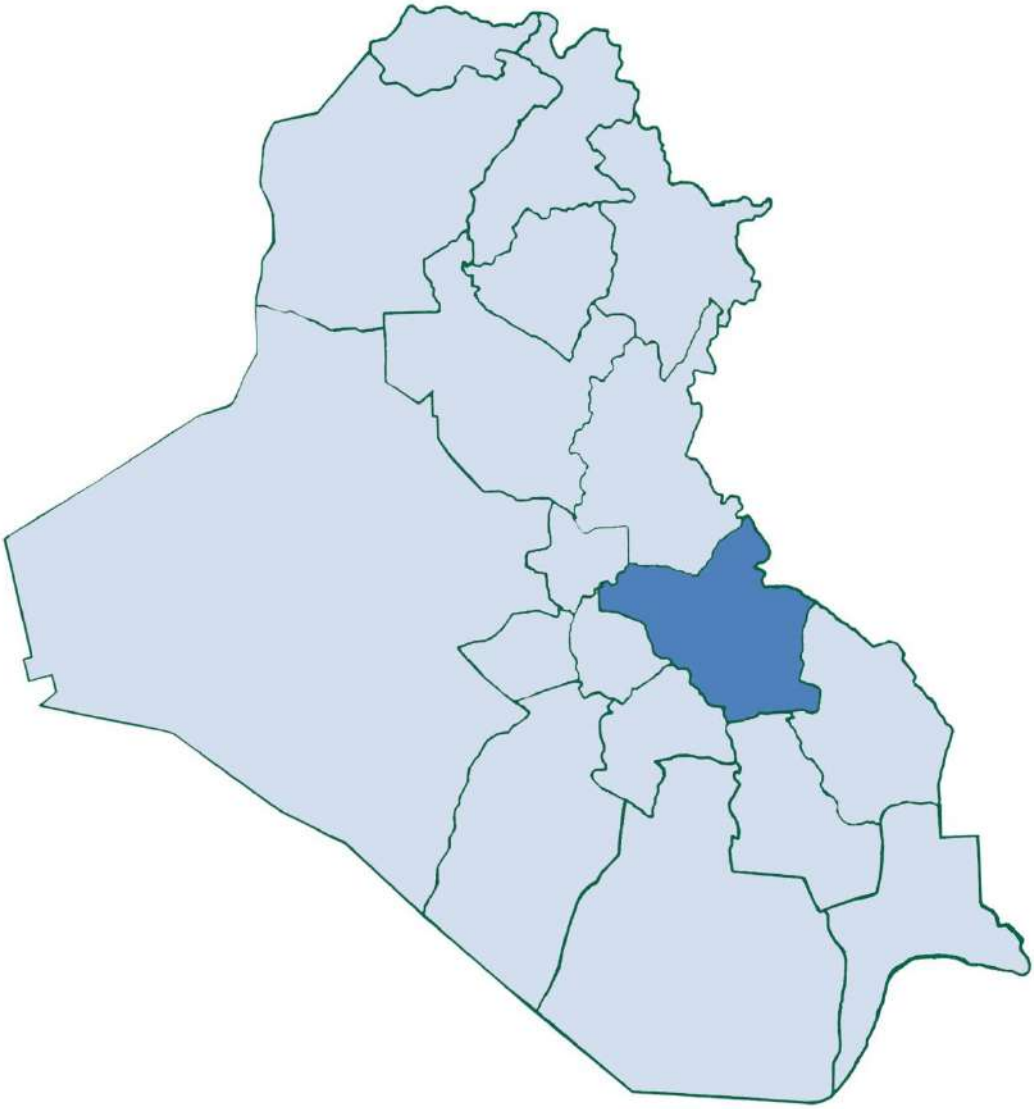

3.4.10. Wasit governorate

Table No.; (54) Distribution of the top ten cancers in Wasit, Iraq, 2020

Top ten, total		No.	%
1	Breast	162	16.06
2	Bronchus & Lung	94	9.32
3	Brain & other CNS	67	6.64
4	Leukemia	65	6.44
5	Urinary Bladder	64	6.34
6	Non-Hodgkin Lymphoma	61	6.05
7	Colorectal	56	5.55
8	Thyroid Gland	44	4.36
9	Stomach	37	3.67
10	Kidney	36	3.57
Total top ten		686	67.99
Total other site		323	32.01
Total		1,009	100.00%

Figure No.; (41) Incidence rate of the top ten cancers in Wasit /100,000 Wasit populations, Iraq, 2020

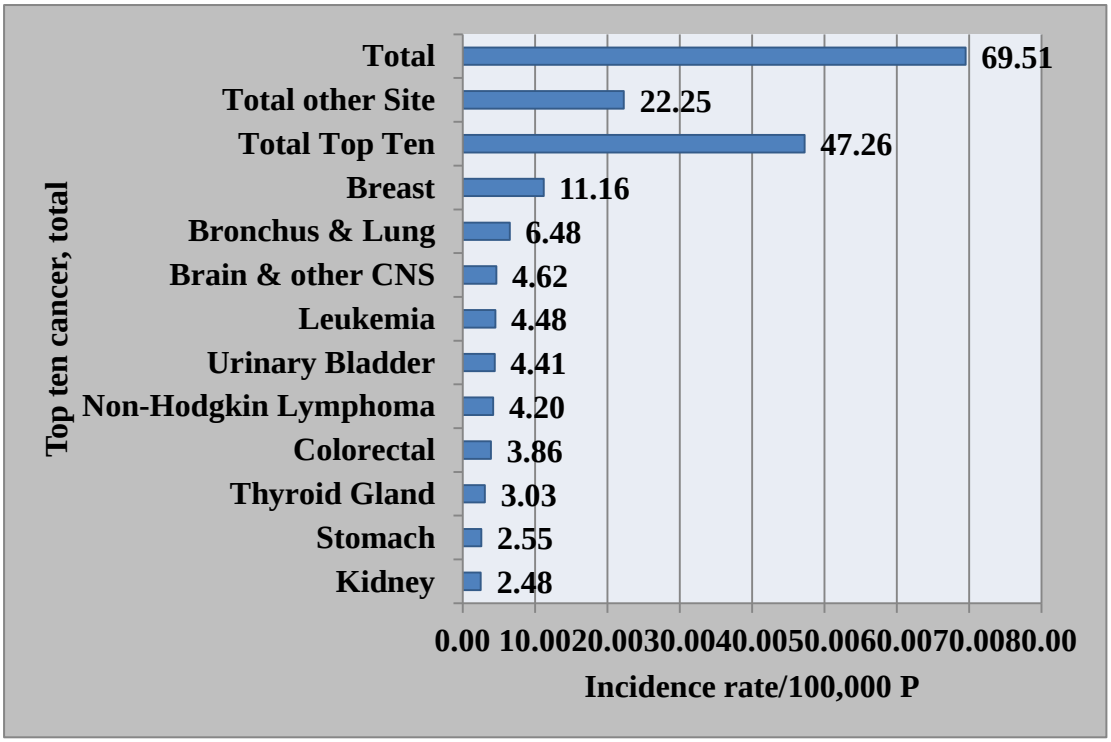

Table No.; (55) Distribution of the top ten cancers in males, Wasit, Iraq, 2020

Top ten, male		No.	%
1	Bronchus & Lung	55	12.11
2	Urinary Bladder	53	11.67
3	Leukemia	37	8.15
4	Non-Hodgkin Lymphoma	37	8.15
5	Brain & other CNS	34	7.49
6	Prostate	24	5.29
7	Colorectal	21	4.63
8	Pancreas	21	4.63
9	Kidney	19	4.19
10	Liver	17	3.74
Total top ten		318	70.04
Total other site		136	29.96
Total		454	100.00%

Figure No.; (42) Incidence rate of the top ten cancers in males / 100,000 male populations, Wasit, Iraq, 2020

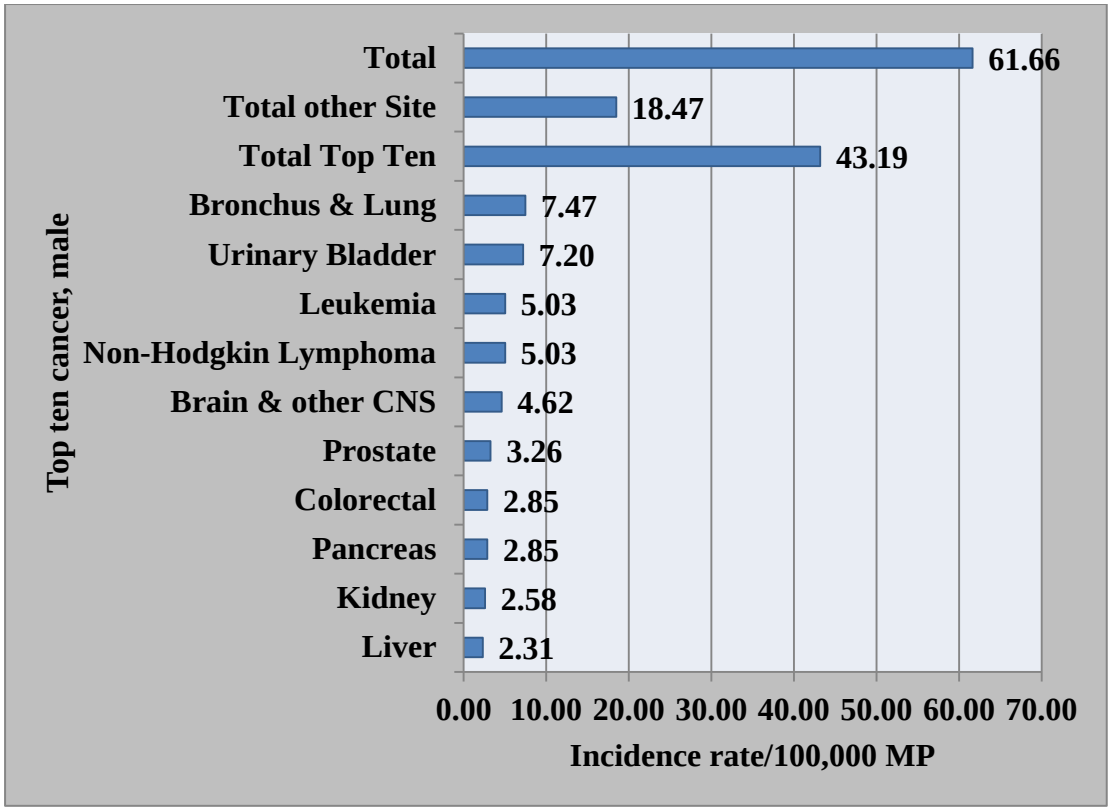

Table No.; (56) Distribution of the top ten cancers in females, Wasit, Iraq, 2020

Top ten, female		No.	%
1	Breast	158	28.47
2	Bronchus & Lung	39	7.03
3	Colorectal	35	6.31
4	Brain & other CNS	33	5.95
5	Thyroid Gland	32	5.77
6	Leukemia	28	5.05
7	Uterus Unspecified	26	4.68
8	Non-Hodgkin Lymphoma	24	4.32
9	Stomach	20	3.60
10	Kidney	17	3.06
Total top ten		412	74.23
Total other site		143	25.77
Total		555	100.00%

Figure No.; (43) Incidence rate of the top ten cancers in females / 100,000 female populations, Wasit, Iraq, 2020

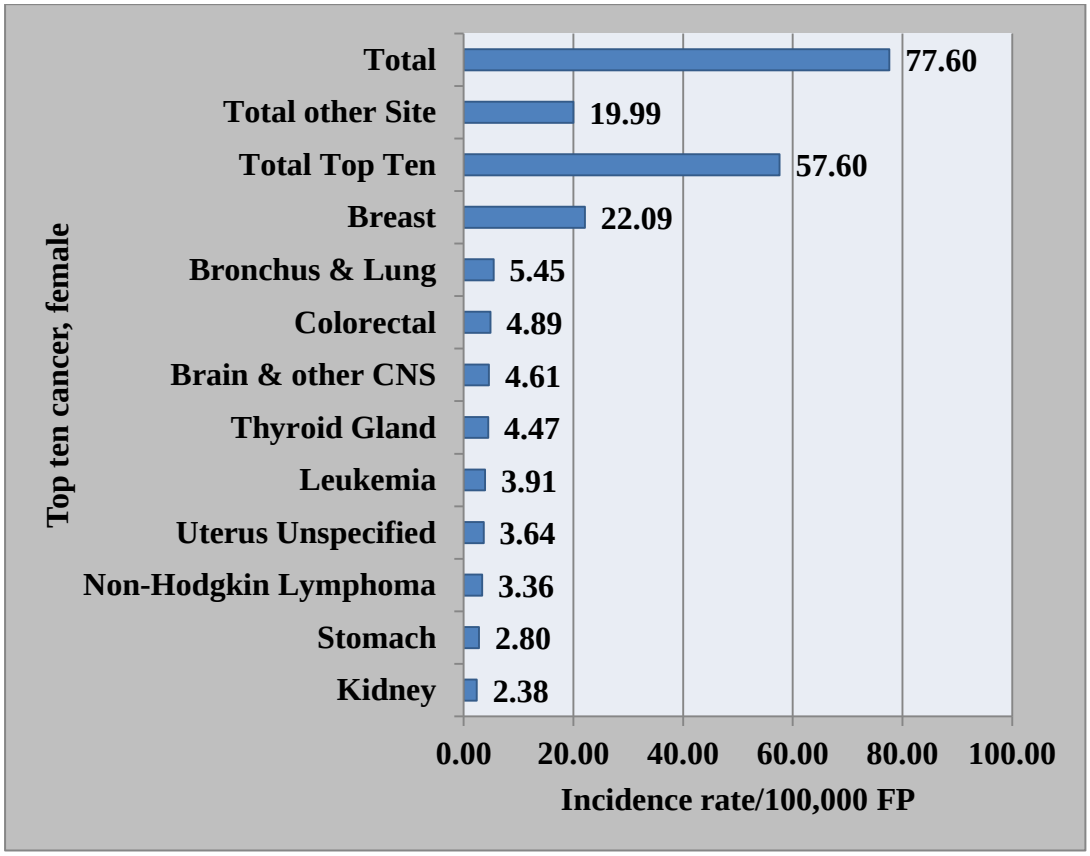

Table No.; (57) Distribution and the incidence rate of cancer /100,000 populations by ICD-O, site, and gender in Wasit, Iraq, 2020

Code / Cancer		Female			Male			Total		
		No.	%	IR	No.	%	IR	No.	%	IR
C00 / Lip		0	0.00	0.00	1	0.10	0.14	1	0.10	0.07
C01 / Tongue, Base		1	0.10	0.14	2	0.20	0.27	3	0.30	0.21
C02 / Tongue, other		2	0.20	0.28	1	0.10	0.14	3	0.30	0.21
C06 / Mouth - other		0	0.00	0.00	2	0.20	0.27	2	0.20	0.14
C08 / Mouth Glands		2	0.20	0.28	1	0.10	0.14	3	0.30	0.21
C11 / Nasopharynx		2	0.20	0.28	2	0.20	0.27	4	0.40	0.28
C14 / Pharynx		0	0.00	0.00	2	0.20	0.27	2	0.20	0.14
C15 / Esophagus		3	0.30	0.42	0	0.00	0.00	3	0.30	0.21
C16 / Stomach		20	1.98	2.80	17	1.68	2.31	37	3.67	2.55
C17 / Small intestine		6	0.59	0.84	6	0.59	0.81	12	1.19	0.83
C18 / Colon		25	2.48	3.50	12	1.19	1.63	37	3.67	2.55
C20 / Rectum		10	0.99	1.40	9	0.89	1.22	19	1.88	1.31
C21 / Anus & Anal Canal		1	0.10	0.14	2	0.20	0.27	3	0.30	0.21
C22 / Liver & Bile Ducts		14	1.39	1.96	17	1.68	2.31	31	3.07	2.14
C23 / Gallbladder		7	0.69	0.98	2	0.20	0.27	9	0.89	0.62
C24 / Biliary Tract , other		0	0.00	0.00	3	0.30	0.41	3	0.30	0.21
C25 / Pancreas		7	0.69	0.98	21	2.08	2.85	28	2.78	1.93
C30 / Nasal Cavity		2	0.20	0.28	1	0.10	0.14	3	0.30	0.21
C32 / Larynx		2	0.20	0.28	12	1.19	1.63	14	1.39	0.96
C34 / Bronchus & Lung		39	3.87	5.45	55	5.45	7.47	94	9.32	6.48
C37 / Thymus		1	0.10	0.14	0	0.00	0.00	1	0.10	0.07
C38 / Heart, Mediastinum, Pleura		1	0.10	0.14	0	0.00	0.00	1	0.10	0.07
C40 / Bone & Cartilage, Limbs		4	0.40	0.56	4	0.40	0.54	8	0.79	0.55
C41 / Bones & Cartilage, other		8	0.79	1.12	10	0.99	1.36	18	1.78	1.24
C42/ Reticulo endothelial & Hemato poietic System	Chronic Myelo proliferative Disorders	0	0.00	0.00	1	0.10	0.14	1	0.10	0.07
	Leukemia	28	2.78	3.91	37	3.67	5.03	65	6.44	4.48
	Myelodys Plastic Syndromes	0	0.00	0.00	1	0.10	0.14	1	0.10	0.07
	Plasma Cell Tumor	1	0.10	0.14	2	0.20	0.27	3	0.30	0.21
C44 / Skin, other		13	1.29	1.82	14	1.39	1.90	27	2.68	1.86
C47 / Nerves System		1	0.10	0.14	1	0.10	0.14	2	0.20	0.14
C48 / Peritoneum		0	0.00	0.00	1	0.10	0.14	1	0.10	0.07
C49 / Soft Tissues		7	0.69	0.98	3	0.30	0.41	10	0.99	0.69
C50 / Breast		158	15.66	22.09	4	0.40	0.54	162	16.06	11.16
C51 / Vulva		3	0.30	0.42	0	0.00	0.00	3	0.30	0.42
C53 / Cervix Uteri		5	0.50	0.70	0	0.00	0.00	5	0.50	0.70

Code / Cancer		Female			Male			Total		
		No.	%	IR	No.	%	IR	No.	%	IR
C54 / Corpus Uteri		5	0.50	0.70	0	0.00	0.00	5	0.50	0.70
C55 / Uterus Unspecified		26	2.58	3.64	0	0.00	0.00	26	2.58	3.64
C56 / Ovary		16	1.59	2.24	0	0.00	0.00	16	1.59	2.24
C61 / Prostate		0	0.00	0.00	24	2.38	3.26	24	2.38	3.26
C62 / Testis		0	0.00	0.00	6	0.59	0.81	6	0.59	0.81
C64 / Kidney		17	1.68	2.38	19	1.88	2.58	36	3.57	2.48
C67 / Urinary Bladder		11	1.09	1.54	53	5.25	7.20	64	6.34	4.41
C68 / Urinary Organs, other		1	0.10	0.14	1	0.10	0.14	2	0.20	0.14
C69 / Eye & Adnexa		0	0.00	0.00	1	0.10	0.14	1	0.10	0.07
C70 / Meninges		9	0.89	1.26	3	0.30	0.41	12	1.19	0.83
C71 / Brain		21	2.08	2.94	30	2.97	4.07	51	5.05	3.51
C72 / Nervous System, Other		2	0.20	0.28	0	0.00	0.00	2	0.20	0.14
C73 / Thyroid Gland		32	3.17	4.47	12	1.19	1.63	44	4.36	3.03
C74 / Adrenal gland		0	0.00	0.00	2	0.20	0.27	2	0.20	0.14
C75 / Endocrine Gland, other		1	0.10	0.14	1	0.10	0.14	2	0.20	0.14
C76 / Unspecified Site		1	0.10	0.14	2	0.20	0.27	3	0.30	0.21
C80 / Unknown Primary Site		8	0.79	1.12	12	1.19	1.63	20	1.98	1.38
C77/ Lymph nodes	Hodgkin Lymphomas	8	0.79	1.12	5	0.50	0.68	13	1.29	0.90
	Non-Hodgkin Lymphoma	24	2.38	3.36	37	3.67	5.03	61	6.05	4.20
Total		555	55.00	77.60	454	45.00	61.66	1009	100	69.51

Babil
Populations Number : 2,173,124
Cancer Cases Number :1424
Incidence Rate: 65.53/100,000 Babil Populations

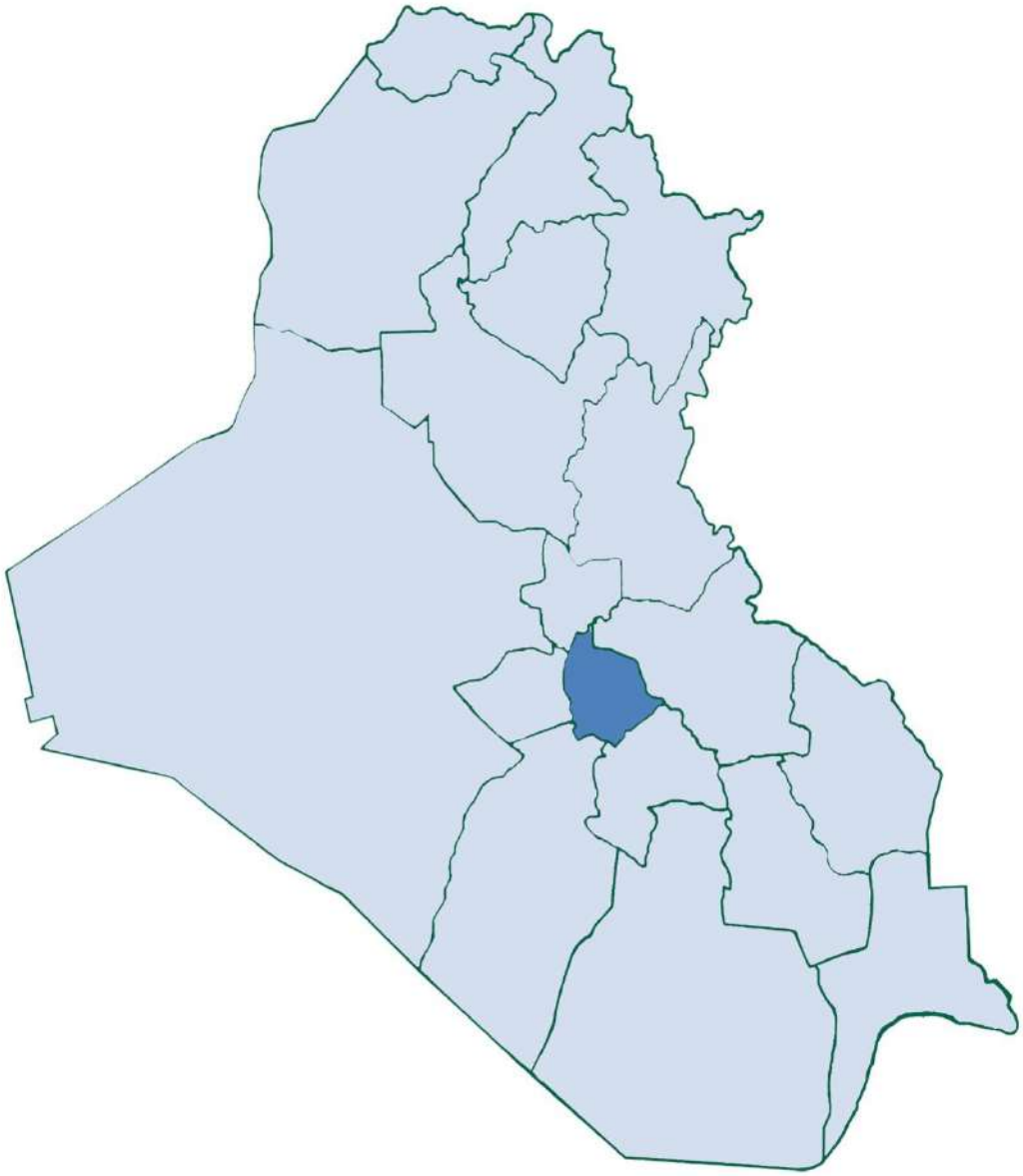

3.4.11. Babil governorate

Table No.; (58) Distribution of the top ten cancers in Babil, Iraq, 2020

Top ten, total		No.	%
1	Breast	270	18.96
2	Bronchus & Lung	144	10.11
3	Brain & other CNS	106	7.44
4	Colorectal	98	6.88
5	Leukemia	78	5.48
6	Urinary Bladder	73	5.13
7	Prostate	66	4.63
8	Thyroid Gland	57	4.00
9	Non-Hodgkin Lymphoma	55	3.86
10	Pancreas	48	3.37
Total top ten		995	69.87
Total other site		429	30.13
Total		1,424	100.00%

Figure No.; (44) Incidence rate of the top ten cancers in Babil /100,000 Babil populations, Iraq, 2020

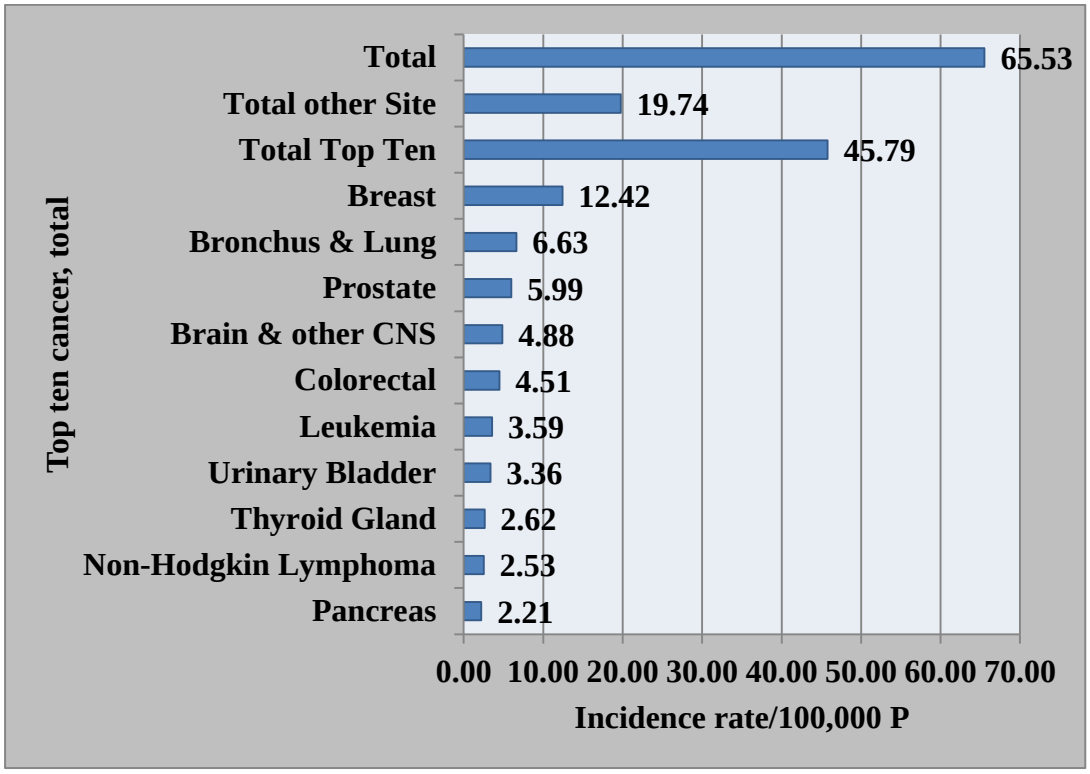

The prostate incidence rate is calculated from the male populations.

Table No.; (59) Distribution of the top ten cancers in males, Babil, Iraq, 2020

Top ten, male		No.	%
1	Bronchus & Lung	91	13.91
2	Prostate	66	10.09
3	Brain & other CNS	61	9.33
4	Urinary Bladder	53	8.10
5	Leukemia	51	7.80
6	Colorectal	50	7.65
7	Non-Hodgkin Lymphoma	36	5.50
8	Pancreas	33	5.05
9	Stomach	24	3.67
10	Kidney	23	3.52
Total top ten		488	74.62
Total other site		166	25.38
Total		654	100.00%

Figure No.; (45) Incidence rate of the top ten cancers in males / 100,000 male populations, Babil, Iraq, 2020

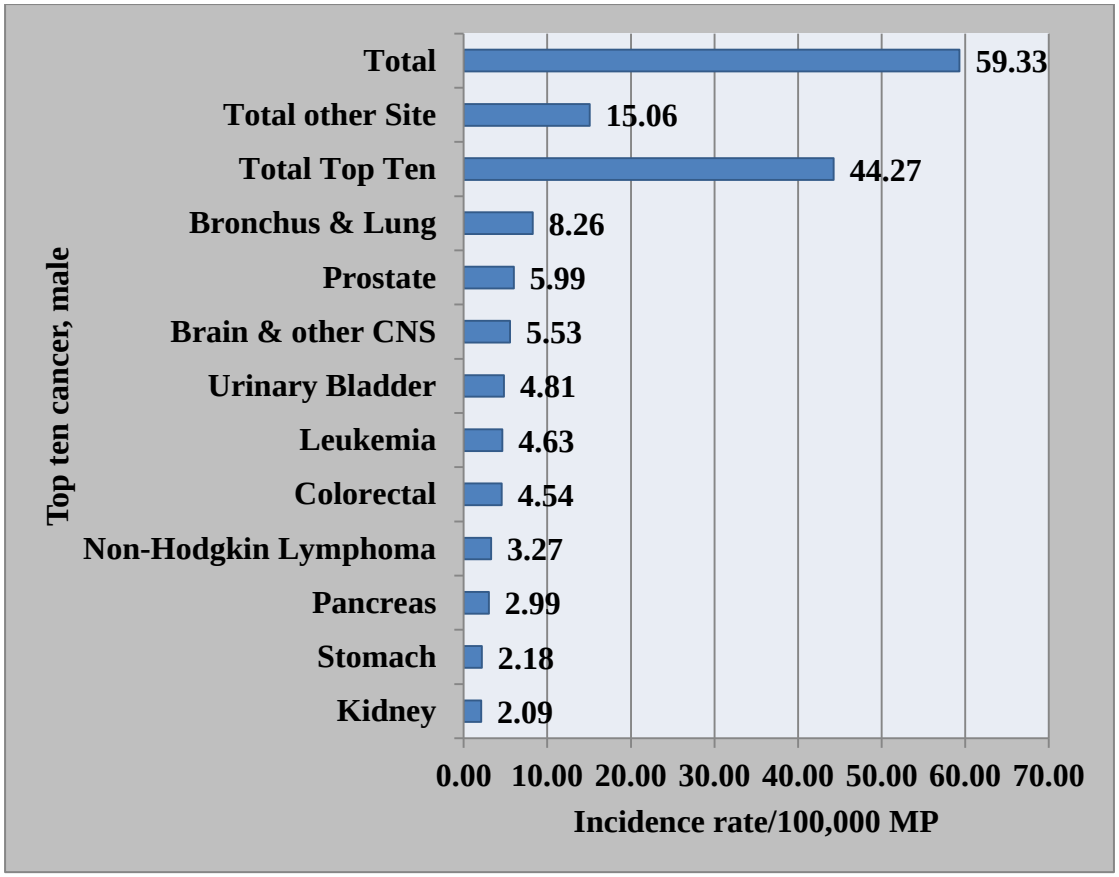

Table No.; (60) Distribution of the top ten cancers in females, Babil, Iraq, 2020

Top ten, female		No.	%
1	Breast	266	34.55
2	Bronchus & Lung	53	6.88
3	Colorectal	48	6.23
4	Brain & other CNS	45	5.84
5	Thyroid Gland	41	5.32
6	Uterus Unspecified	39	5.06
7	Ovary	35	4.55
8	Leukemia	27	3.51
9	Liver	21	2.73
10	Urinary Bladder	20	2.60
Total top ten		595	77.27
Total other site		175	22.73
Total		770	100.00%

Figure No.; (46) Incidence rate of the top ten cancers in females / 100,000 female populations, Babil, Iraq, 2020

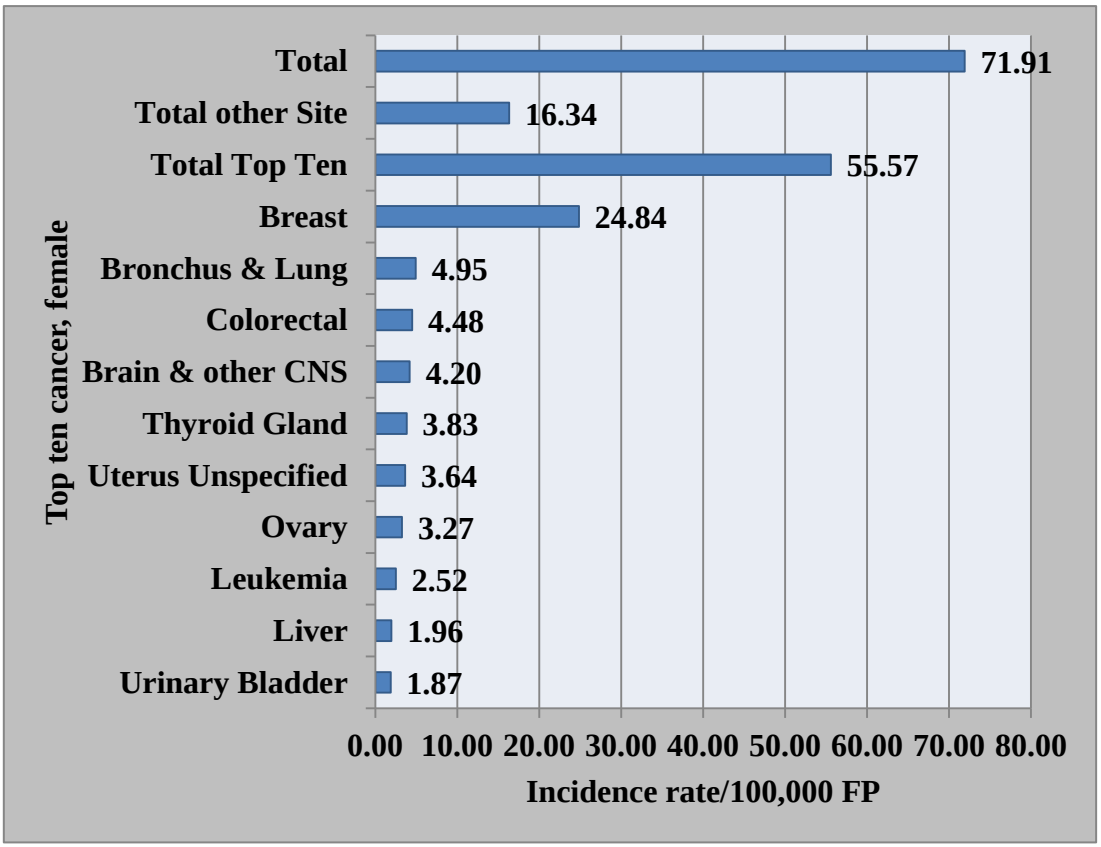

Table No.; (61) Distribution and the incidence rate of cancer /100,000 populations by ICD-O, site, and gender in Babil, Iraq, 2020

Code / Cancer		Female			Male			Total		
		No.	%	IR	No.	%	IR	No.	%	IR
C00 / Lip		1	0.07	0.09	0	0.00	0.00	1	0.07	0.05
C01 / Tongue, Base		3	0.21	0.28	2	0.14	0.18	5	0.35	0.23
C02 / Tongue, other		2	0.14	0.19	4	0.28	0.36	6	0.42	0.28
C03 / Gum		1	0.07	0.09	0	0.00	0.00	1	0.07	0.05
C04 / Mouth - Floor		0	0.00	0.00	1	0.07	0.09	1	0.07	0.05
C05 / Mouth - Palate		2	0.14	0.19	0	0.00	0.00	2	0.14	0.09
C06 / Mouth - other		0	0.00	0.00	2	0.14	0.18	2	0.14	0.09
C07 / Parotid Gland		5	0.35	0.47	1	0.07	0.09	6	0.42	0.28
C08 / Mouth Glands		4	0.28	0.37	1	0.07	0.09	5	0.35	0.23
C09 / Tonsil		0	0.00	0.00	1	0.07	0.09	1	0.07	0.05
C10 / Oropharynx		1	0.07	0.09	1	0.07	0.09	2	0.14	0.09
C11 / Nasopharynx		2	0.14	0.19	7	0.49	0.64	9	0.63	0.41
C12 / Pyriform		1	0.07	0.09	3	0.21	0.27	4	0.28	0.18
C13 / Hypopharynx		1	0.07	0.09	1	0.07	0.09	2	0.14	0.09
C14 / Pharynx		1	0.07	0.09	1	0.07	0.09	2	0.14	0.09
C15 / Esophagus		2	0.14	0.19	2	0.14	0.18	4	0.28	0.18
C16 / Stomach		12	0.84	1.12	24	1.69	2.18	36	2.53	1.66
C17 / Small intestine		6	0.42	0.56	1	0.07	0.09	7	0.49	0.32
C18 / Colon		32	2.25	2.99	40	2.81	3.63	72	5.06	3.31
C20 / Rectum		16	1.12	1.49	10	0.70	0.91	26	1.83	1.20
C21 / Anus & Anal Canal		1	0.07	0.09	0	0.00	0.00	1	0.07	0.05
C22 / Liver & Bile Ducts		21	1.47	1.96	18	1.26	1.63	39	2.74	1.79
C23 / Gallbladder		5	0.35	0.47	3	0.21	0.27	8	0.56	0.37
C24 / Biliary Tract , other		0	0.00	0.00	1	0.07	0.09	1	0.07	0.05
C25 / Pancreas		15	1.05	1.40	33	2.32	2.99	48	3.37	2.21
C30 / Nasal Cavity		0	0.00	0.00	1	0.07	0.09	1	0.07	0.05
C32 / Larynx		8	0.56	0.75	15	1.05	1.36	23	1.62	1.06
C34 / Bronchus & Lung		53	3.72	4.95	91	6.39	8.26	144	10.11	6.63
C37 / Thymus		1	0.07	0.09	0	0.00	0.00	1	0.07	0.05
C38 / Heart, Mediastinum, Pleura		1	0.07	0.09	0	0.00	0.00	1	0.07	0.05
C40 / Bone & Cartilage, Limbs		4	0.28	0.37	9	0.63	0.82	13	0.91	0.60
C41 / Bones & Cartilage, other		5	0.35	0.47	5	0.35	0.45	10	0.70	0.46
C42/ Reticulo endothelial & Hemato poietic System	Leukemia	27	1.90	2.52	51	3.58	4.63	78	5.48	3.59
	Plasma Cell Tumor	4	0.28	0.37	9	0.63	0.82	13	0.91	0.60
C44 / Skin, other		9	0.63	0.84	10	0.70	0.91	19	1.33	0.87

Code / Cancer		Female			Male			Total		
		No.	%	IR	No.	%	IR	No.	%	IR
C47 / Nerves System		2	0.14	0.19	1	0.07	0.09	3	0.21	0.14
C48 / Peritoneum		1	0.07	0.09	1	0.07	0.09	2	0.14	0.09
C49 / Soft Tissues		9	0.63	0.84	22	1.54	2.00	31	2.18	1.43
C50 / Breast		266	18.68	24.84	4	0.28	0.36	270	18.96	12.42
C51 / Vulva		1	0.07	0.09	0	0.00	0.00	1	0.07	0.09
C53 / Cervix Uteri		8	0.56	0.75	0	0.00	0.00	8	0.56	0.75
C54 / Corpus Uteri		5	0.35	0.47	0	0.00	0.00	5	0.35	0.47
C55 / Uterus Unspecified		39	2.74	3.64	0	0.00	0.00	39	2.74	3.64
C56 / Ovary		35	2.46	3.27	0	0.00	0.00	35	2.46	3.27
C61 / Prostate		0	0.00	0.00	66	4.63	5.99	66	4.63	5.99
C62 / Testis		0	0.00	0.00	2	0.14	0.18	2	0.14	0.18
C64 / Kidney		10	0.70	0.93	23	1.62	2.09	33	2.32	1.52
C65 / Pelvis		0	0.00	0.00	1	0.07	0.09	1	0.07	0.05
C67 / Urinary Bladder		20	1.40	1.87	53	3.72	4.81	73	5.13	3.36
C69 / Eye & Adnexa		4	0.28	0.37	2	0.14	0.18	6	0.42	0.28
C70 / Meninges		8	0.56	0.75	4	0.28	0.36	12	0.84	0.55
C71 / Brain		31	2.18	2.90	56	3.93	5.08	87	6.11	4.00
C72 / Nervous System, Other		1	0.07	0.09	0	0.00	0.00	1	0.07	0.05
C73 / Thyroid Gland		41	2.88	3.83	16	1.12	1.45	57	4.00	2.62
C74 / Adrenal gland		2	0.14	0.19	0	0.00	0.00	2	0.14	0.09
C75 / Endocrine Gland, other		5	0.35	0.47	2	0.14	0.18	7	0.49	0.32
C76 / Unspecified Site		0	0.00	0.00	1	0.07	0.09	1	0.07	0.05
C80 / Unknown Primary Site		2	0.14	0.19	4	0.28	0.36	6	0.42	0.28
C77/ Lymph nodes	Hodgkin Lymphomas	15	1.05	1.40	12	0.84	1.09	27	1.90	1.24
	Non-Hodgkin Lymphoma	19	1.33	1.77	36	2.53	3.27	55	3.86	2.53
Total		770	54.07	71.91	654	45.93	59.33	1424	100	65.53

Al-Anbar
Populations Number : 1,864,516
Cancer Cases Number : 1212
Incidence Rate : 65.00/100,000 Al-Anbar Populations

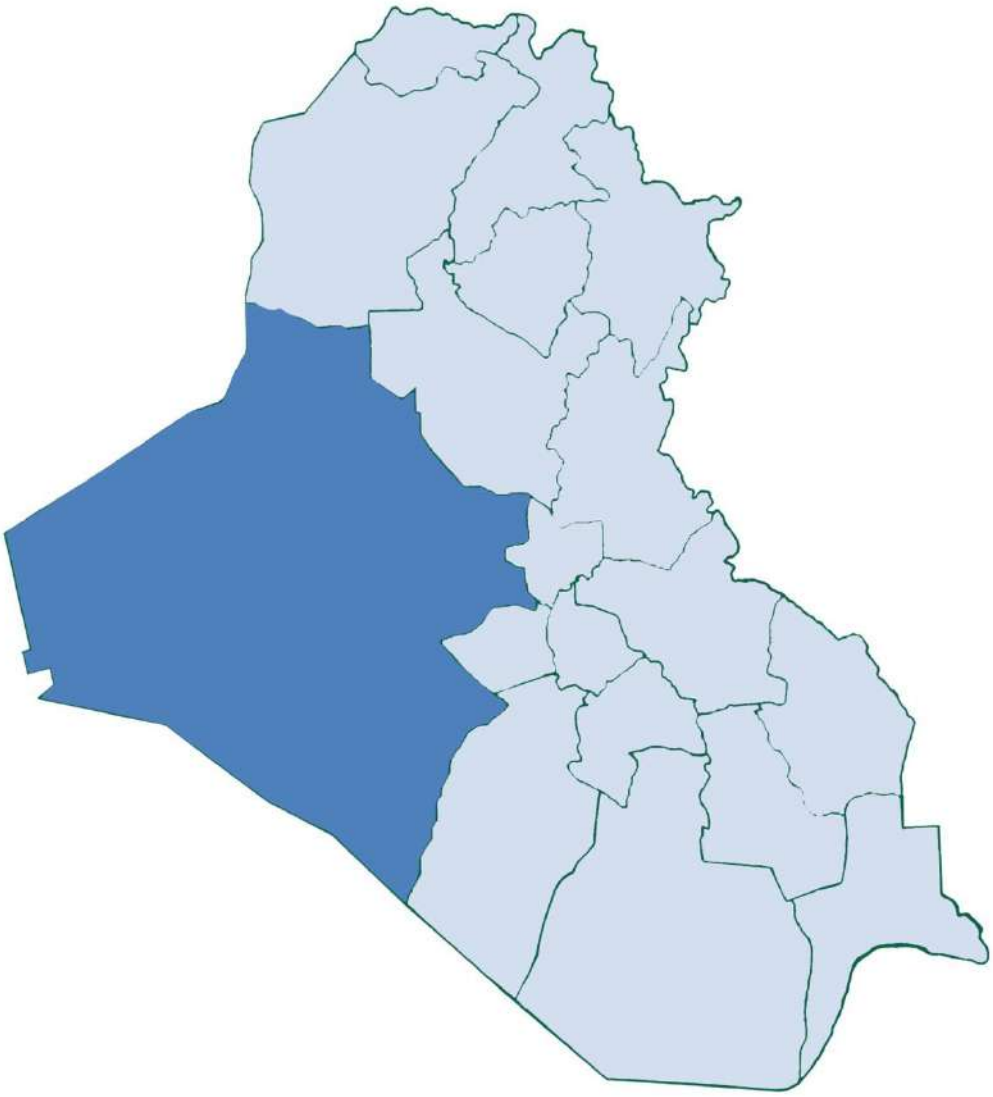

3.4.12. Al-Anbar governorate

Table No.; (62) Distribution of the top ten cancers in Al-Anbar, Iraq, 2020

Top ten, total		No.	%
1	Breast	225	18.56
2	Thyroid Gland	121	9.98
3	Colorectal	113	9.32
4	Bronchus & Lung	73	6.02
5	Non-Hodgkin Lymphoma	64	5.28
6	Hodgkin Lymphomas	62	5.12
7	Leukemia	62	5.12
8	Brain & other CNS	60	4.95
9	Stomach	50	4.13
10	Urinary Bladder	47	3.88
Total top ten		877	72.36
Total other site		335	27.64
Total		1,212	100.00%

Figure No.; (47) Incidence rate of the top ten cancer in Al-Anbar /100,000 Al-Anbar populations, Iraq, 2020

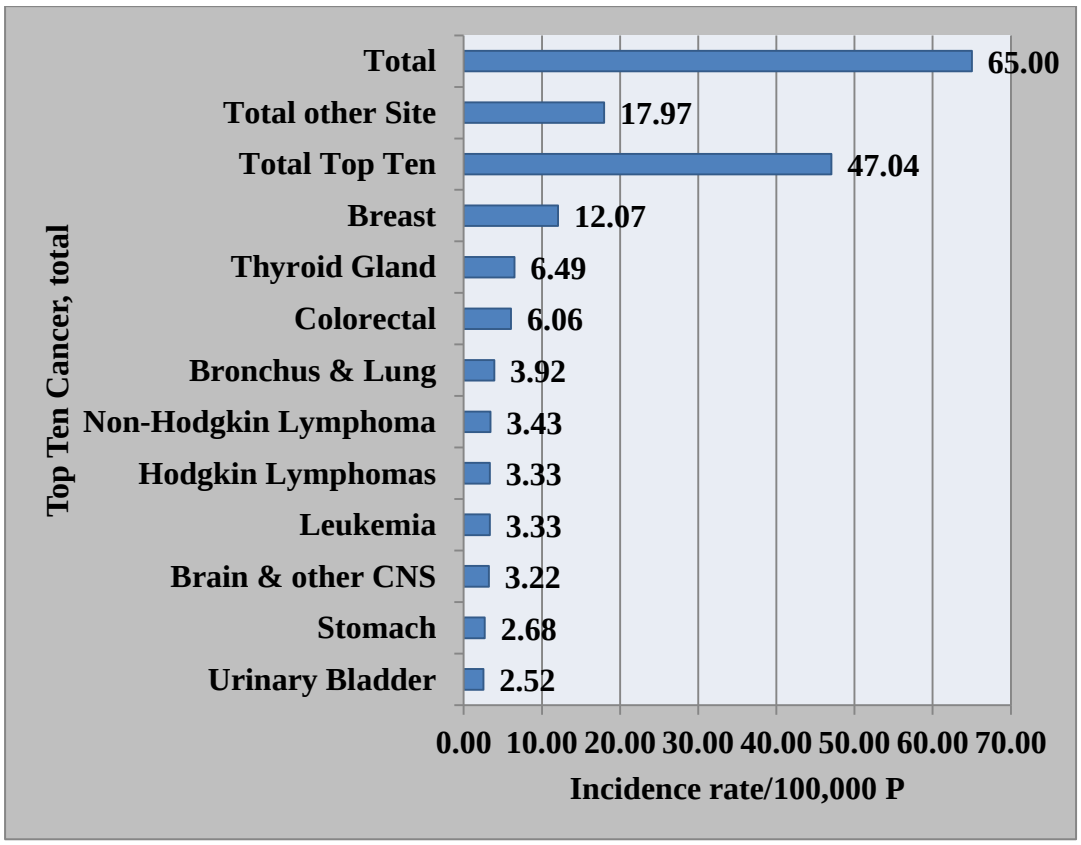

Table No.; (63) Distribution of the top ten cancers in males, Al-Anbar, Iraq, 2020

Top ten, male		No.	No.
1	Colorectal	55	10.70
2	Bronchus & Lung	50	9.73
3	Non-Hodgkin Lymphoma	45	8.75
4	Prostate	42	8.17
5	Urinary Bladder	42	8.17
6	Leukemia	33	6.42
7	Hodgkin Lymphomas	30	5.84
8	Brain & other CNS	27	5.25
9	Stomach	23	4.47
10	Thyroid Gland	21	4.09
Total top ten		368	71.60
Total other site		146	28.40
Total		514	100.00%

Figure No.; (48) Incidence rate of the top ten cancers in males / 100,000 male populations, Al-Anbar, Iraq, 2020

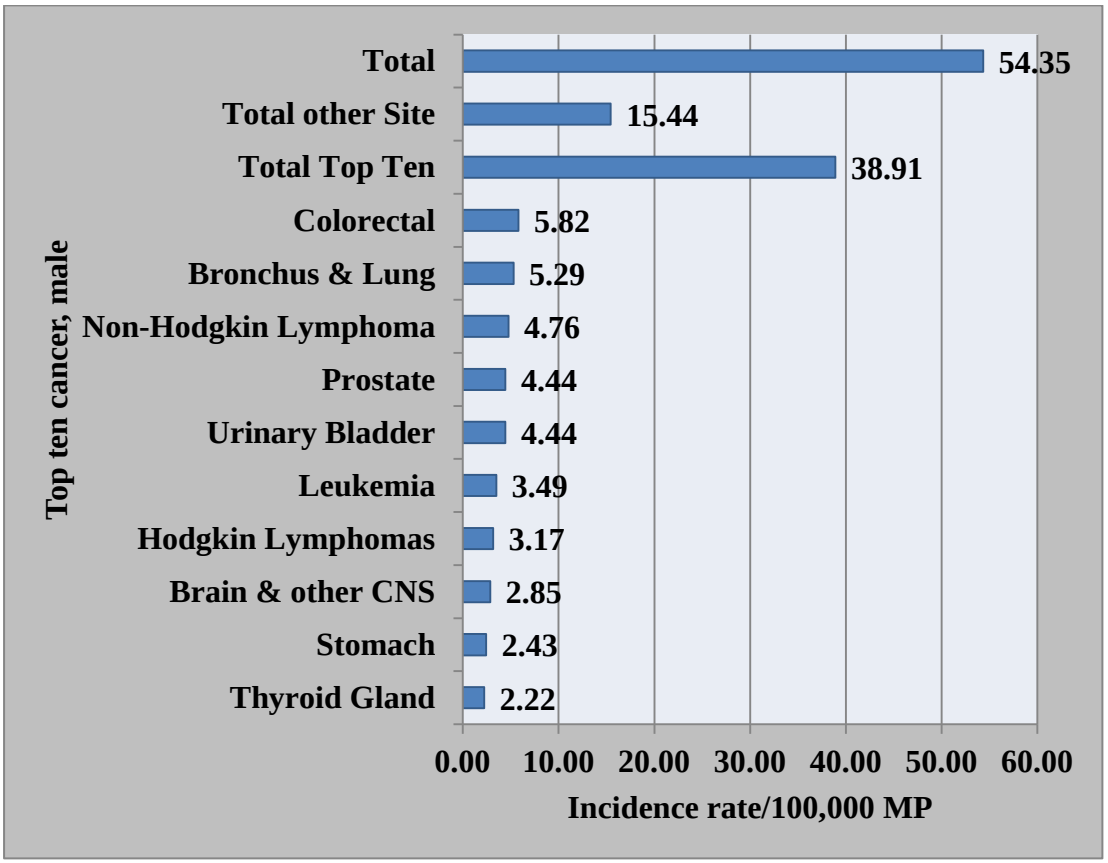

Table No.; (64) Distribution of the top ten cancers in females, Al-Anbar, Iraq, 2020

Top ten, female		No.	No.
1	Breast	222	31.81
2	Thyroid Gland	100	14.33
3	Colorectal	58	8.31
4	Brain & other CNS	33	4.73
5	Hodgkin Lymphomas	32	4.58
6	Leukemia	29	4.15
7	Stomach	27	3.87
8	Ovary	26	3.72
9	Bronchus & Lung	23	3.30
10	Non-Hodgkin Lymphoma	19	2.72
Total top ten		569	81.52
Total other site		129	18.48
Total		698	100.00%

Figure No.; (49) Incidence rate of the top ten cancers in females / 100,000 female populations, Al-Anbar, Iraq, 2020

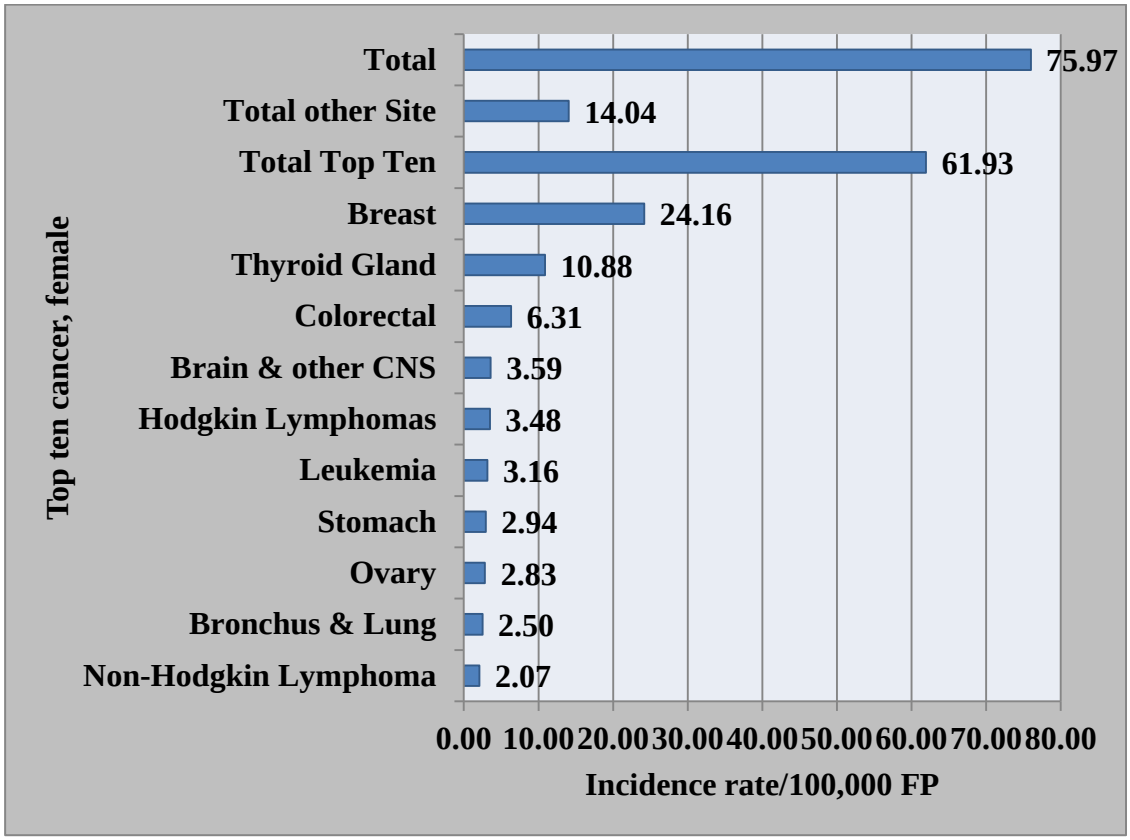

Table No.; (65) Distribution and the incidence rate of cancer /100,000 populations by ICD-O, site, and gender in Al-Anbar, Iraq, 2020

Code / Cancer		Female			Male			Total		
		No.	%	IR	No.	%	IR	No.	%	IR
C02 / Tongue, other		1	0.08	0.11	1	0.08	0.11	2	0.17	0.11
C04 / Mouth - Floor		0	0.00	0.00	1	0.08	0.11	1	0.08	0.05
C07 / Parotid Gland		0	0.00	0.00	2	0.17	0.21	2	0.17	0.11
C08 / Mouth Glands		0	0.00	0.00	3	0.25	0.32	3	0.25	0.16
C10 / Oropharynx		0	0.00	0.00	1	0.08	0.11	1	0.08	0.05
C11 / Nasopharynx		2	0.17	0.22	5	0.41	0.53	7	0.58	0.38
C13 / Hypopharynx		1	0.08	0.11	1	0.08	0.11	2	0.17	0.11
C14 / Pharynx		1	0.08	0.11	1	0.08	0.11	2	0.17	0.11
C15 / Esophagus		0	0.00	0.00	2	0.17	0.21	2	0.17	0.11
C16 / Stomach		27	2.23	2.94	23	1.90	2.43	50	4.13	2.68
C17 / Small intestine		5	0.41	0.54	2	0.17	0.21	7	0.58	0.38
C18 / Colon		37	3.05	4.03	30	2.48	3.17	67	5.53	3.59
C19 / Recto sigmoid Junction		6	0.50	0.65	6	0.50	0.63	12	0.99	0.64
C20 / Rectum		15	1.24	1.63	19	1.57	2.01	34	2.81	1.82
C22 / Liver & Bile Ducts		4	0.33	0.44	12	0.99	1.27	16	1.32	0.86
C23 / Gallbladder		5	0.41	0.54	2	0.17	0.21	7	0.58	0.38
C24 / Biliary Tract , other		3	0.25	0.33	4	0.33	0.42	7	0.58	0.38
C25 / Pancreas		16	1.32	1.74	18	1.49	1.90	34	2.81	1.82
C26 / Other Digestive Organs		0	0.00	0.00	1	0.08	0.11	1	0.08	0.05
C31 / Accessory Sinus		0	0.00	0.00	1	0.08	0.11	1	0.08	0.05
C32 / Larynx		1	0.08	0.11	8	0.66	0.85	9	0.74	0.48
C34 / Bronchus & Lung		23	1.90	2.50	50	4.13	5.29	73	6.02	3.92
C37 / Thymus		1	0.08	0.11	2	0.17	0.21	3	0.25	0.16
C38 / Heart, Mediastinum, Pleura		0	0.00	0.00	1	0.08	0.11	1	0.08	0.05
C39 / Other Respiratory & Thoracic		2	0.17	0.22	1	0.08	0.11	3	0.25	0.16
C40 / Bone & Cartilage, Limbs		6	0.50	0.65	9	0.74	0.95	15	1.24	0.80
C42/ Reticulo endothelial & Hemato poietic System	Immuno proliferative Diseases	1	0.08	0.11	0	0.00	0.00	1	0.08	0.05
	Leukemia	29	2.39	3.16	33	2.72	3.49	62	5.12	3.33
	Plasma Cell Tumor	7	0.58	0.76	11	0.91	1.16	18	1.49	0.97
C41 / Bones & Cartilage, other		3	0.25	0.33	2	0.17	0.21	5	0.41	0.27
C44 / Skin, other		11	0.91	1.20	12	0.99	1.27	23	1.90	1.23
C47 / Nerves System		1	0.08	0.11	1	0.08	0.11	2	0.17	0.11
C48 / Peritoneum		1	0.08	0.11	0	0.00	0.00	1	0.08	0.05
C49 / Soft Tissues		7	0.58	0.76	4	0.33	0.42	11	0.91	0.59

Code / Cancer		Female			Male			Total		
		No.	%	IR	No.	%	IR	No.	%	IR
C50 / Breast		222	18.32	24.16	3	0.25	0.32	225	18.56	12.07
C51 / Vulva		2	0.17	0.22	0	0.00	0.00	2	0.17	0.22
C52 / Vagina		1	0.08	0.11	0	0.00	0.00	1	0.08	0.11
C53 / Cervix Uteri		2	0.17	0.22	0	0.00	0.00	2	0.17	0.22
C54 / Corpus Uteri		12	0.99	1.31	0	0.00	0.00	12	0.99	1.31
C55 / Uterus Unspecified		13	1.07	1.41	0	0.00	0.00	13	1.07	1.41
C56 / Ovary		26	2.15	2.83	0	0.00	0.00	26	2.15	2.83
C58 / Placenta		1	0.08	0.11	0	0.00	0.00	1	0.08	0.11
C61 / Prostate		0	0.00	0.00	42	3.47	4.44	42	3.47	4.44
C62 / Testis		0	0.00	0.00	10	0.83	1.06	10	0.83	1.06
C64 / Kidney		8	0.66	0.87	16	1.32	1.69	24	1.98	1.29
C65 / Pelvis		1	0.08	0.11	0	0.00	0.00	1	0.08	0.05
C66 / Ureter		0	0.00	0.00	1	0.08	0.11	1	0.08	0.05
C67 / Urinary Bladder		5	0.41	0.54	42	3.47	4.44	47	3.88	2.52
C69 / Eye & Adnexa		0	0.00	0.00	2	0.17	0.21	2	0.17	0.11
C70 / Meninges		6	0.50	0.65	2	0.17	0.21	8	0.66	0.43
C71 / Brain		21	1.73	2.29	23	1.90	2.43	44	3.63	2.36
C72 / Nervous System, other		0	0.00	0.00	1	0.08	0.11	1	0.08	0.05
C73 / Thyroid Gland		100	8.25	10.88	21	1.73	2.22	121	9.98	6.49
C74 / Adrenal gland		0	0.00	0.00	1	0.08	0.11	1	0.08	0.05
C75 / Endocrine Gland, other		6	0.50	0.65	1	0.08	0.11	7	0.58	0.38
C76 / Unspecified Site		1	0.08	0.11	1	0.08	0.11	2	0.17	0.11
C80 / Unknown Primary Site		4	0.33	0.44	4	0.33	0.42	8	0.66	0.43
C77/ Lymph nodes	Hodgkin Lymphomas	32	2.64	3.48	30	2.48	3.17	62	5.12	3.33
	Non-Hodgkin Lymphoma	19	1.57	2.07	45	3.71	4.76	64	5.28	3.43
Total		698	57.59	75.97	514	42.41	54.35	1212	100	65.00

Salah Al-Deen
Populations Number : 1,678,554
Cancer Cases Number : 1083
Incidence Rate:64.52/100,000 Salah Al-Deen Populations

3.4.13. Salah Al-Deen governorate

Table No.; (66) Distribution of the top ten cancers in Salah Al-Deen, Iraq, 2020

Top ten, total		No.	%
1	Breast	252	23.27
2	Thyroid Gland	94	8.68
3	Bronchus & Lung	67	6.19
4	Colorectal	67	6.19
5	Leukemia	62	5.72
6	Brain & other CNS	49	4.52
7	Urinary Bladder	42	3.88
8	Stomach	41	3.79
9	Skin, other	37	3.42
10	Uterus Unspecified	36	3.32
Total top ten		747	68.98
Total other site		336	31.02
Total		1,083	100.00%

Figure No.; (50) Incidence rate of the top ten cancers in Salah Al-Deen /100,000 Salah Al-Deen populations, Iraq, 2020

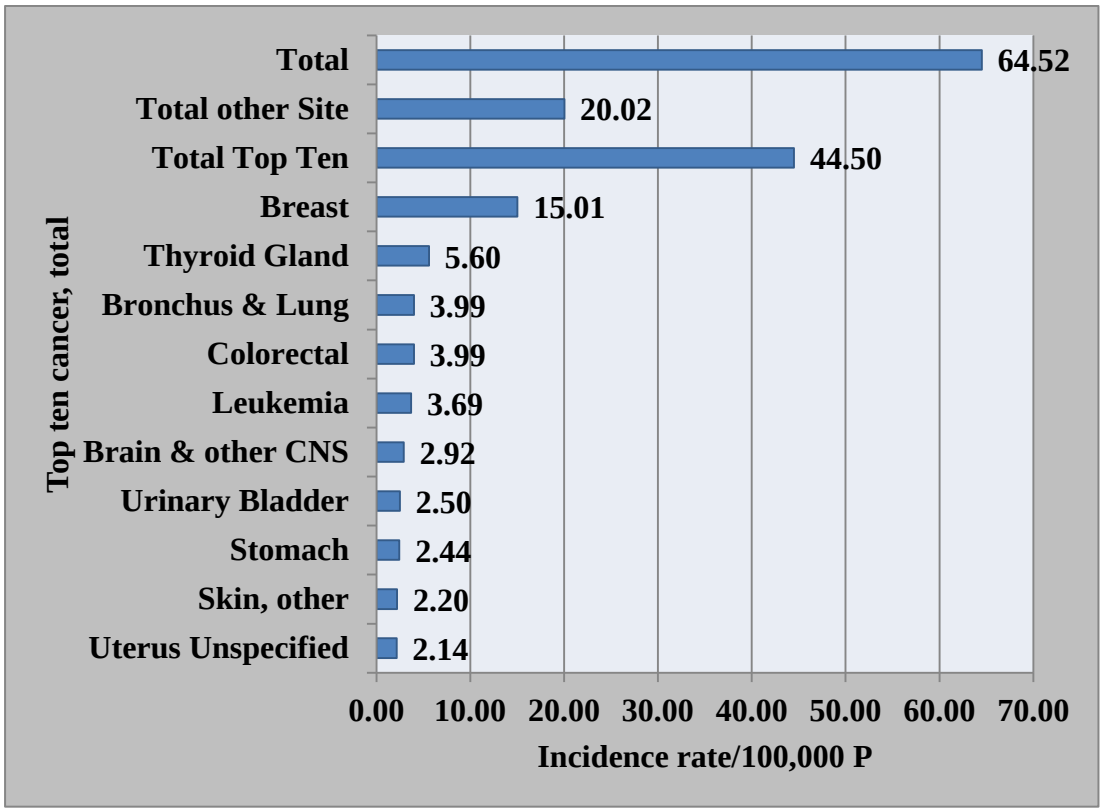

Table No.; (67) Distribution of the top ten cancers in Males, Salah Al-Deen, Iraq, 2020

Top ten, male		No.	%
1	Bronchus & Lung	41	10.17
2	Urinary Bladder	31	7.69
3	Leukemia	29	7.20
4	Colorectal	28	6.95
5	Prostate	26	6.45
6	Kidney	22	5.46
7	Liver	21	5.21
8	Non-Hodgkin Lymphoma	21	5.21
9	Thyroid Gland	21	5.21
10	Brain & other CNS	20	4.96
Total top ten		260	64.52
Total other site		143	35.48
Total		403	100.00%

Figure No.; (51) Incidence rate of the top ten cancers in males / 100,000 male populations, Salah Al-Deen, Iraq, 2020

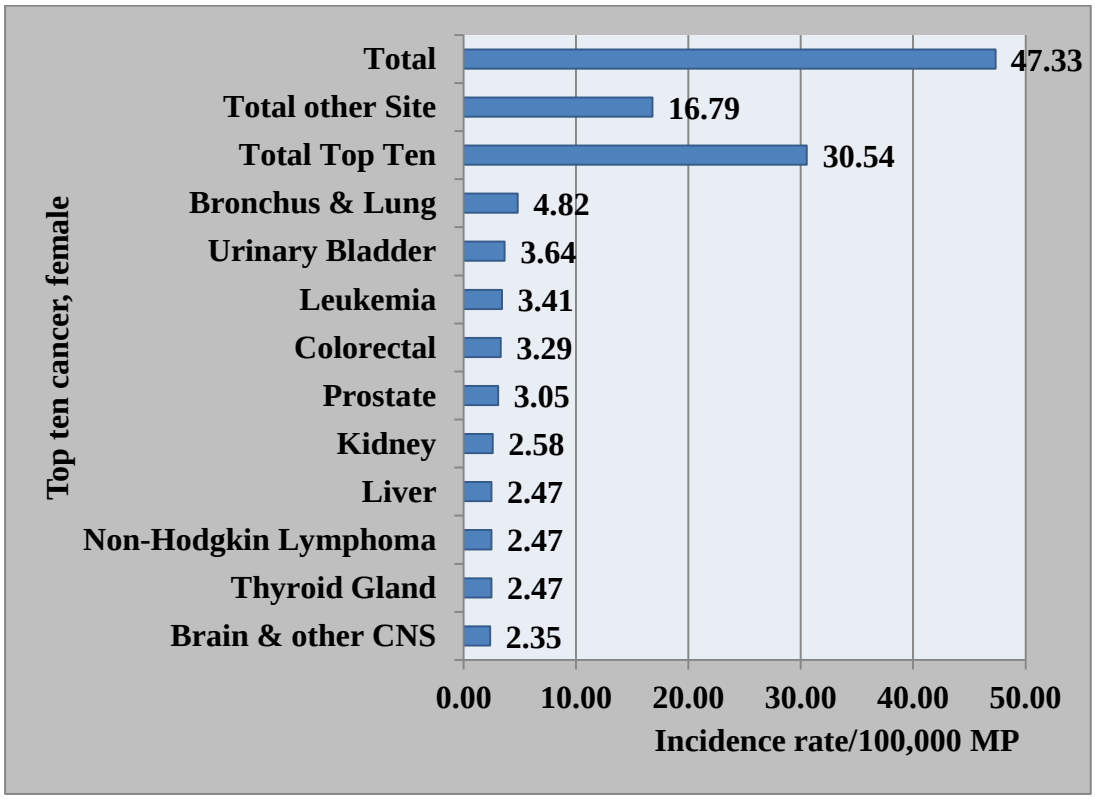

Table No.; (68) Distribution of the top ten cancers in females, Salah Al-Deen, Iraq, 2020

Top ten, female		No.	%
1	Breast	249	36.62
2	Thyroid Gland	73	10.74
3	Colorectal	39	5.74
4	Uterus Unspecified	36	5.29
5	Leukemia	33	4.85
6	Brain & other CNS	29	4.26
7	Bronchus & Lung	26	3.82
8	Stomach	25	3.68
9	Skin, other	18	2.65
10	Ovary	17	2.50
Total top ten		545	80.15
Total other site		135	19.85
Total		680	100.00%

Figure No.; (52) Incidence rate of the top ten cancers in females / 100,000 female populations, Salah Al-Deen, Iraq, 2020

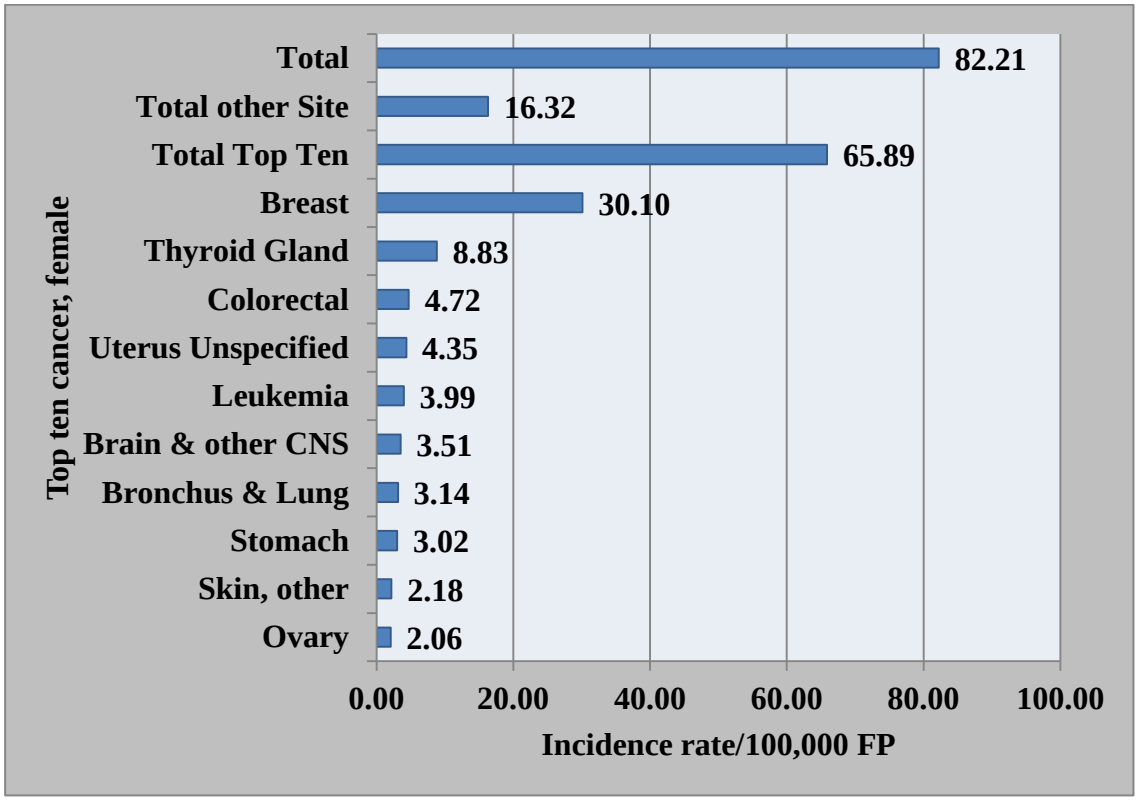

Table No.; (69) Distribution and the incidence rate of cancer /100,000 populations by ICD-O, site, and gender in Salah Al-Deen, Iraq, 2020

Code / Cancer		Female			Male			Total		
		No.	%	IR	No.	%	IR	No.	%	IR
C01 / Tongue, Base		0	0.00	0.00	1	0.09	0.12	1	0.09	0.06
C02 / Tongue, other		4	0.37	0.48	0	0.00	0.00	4	0.37	0.24
C04 / Mouth - Floor		0	0.00	0.00	1	0.09	0.12	1	0.09	0.06
C05 / Mouth - Palate		1	0.09	0.12	0	0.00	0.00	1	0.09	0.06
C07 / Parotid Gland		2	0.18	0.24	1	0.09	0.12	3	0.28	0.18
C08 / Mouth Glands		1	0.09	0.12	4	0.37	0.47	5	0.46	0.30
C09 / Tonsil		0	0.00	0.00	1	0.09	0.12	1	0.09	0.06
C11 / Nasopharynx		0	0.00	0.00	4	0.37	0.47	4	0.37	0.24
C13 / Hypopharynx		0	0.00	0.00	2	0.18	0.23	2	0.18	0.12
C14 / Pharynx		2	0.18	0.24	0	0.00	0.00	2	0.18	0.12
C15 / Esophagus		1	0.09	0.12	2	0.18	0.23	3	0.28	0.18
C16 / Stomach		25	2.31	3.02	16	1.48	1.88	41	3.79	2.44
C17 / Small intestine		3	0.28	0.36	3	0.28	0.35	6	0.55	0.36
C18 / Colon		29	2.68	3.51	21	1.94	2.47	50	4.62	2.98
C19 / Recto sigmoid Junction		1	0.09	0.12	1	0.09	0.12	2	0.18	0.12
C20 / Rectum		9	0.83	1.09	6	0.55	0.70	15	1.39	0.89
C22 / Liver & Bile Ducts		13	1.20	1.57	21	1.94	2.47	34	3.14	2.03
C23 / Gallbladder		4	0.37	0.48	1	0.09	0.12	5	0.46	0.30
C25 / Pancreas		12	1.11	1.45	15	1.39	1.76	27	2.49	1.61
C26 / Other Digestive Organs		1	0.09	0.12	0	0.00	0.00	1	0.09	0.06
C30 / Nasal Cavity		0	0.00	0.00	1	0.09	0.12	1	0.09	0.06
C31 / Accessory Sinus		1	0.09	0.12	0	0.00	0.00	1	0.09	0.06
C32 / Larynx		3	0.28	0.36	10	0.92	1.17	13	1.20	0.77
C33 / Trachea		0	0.00	0.00	1	0.09	0.12	1	0.09	0.06
C34 / Bronchus & Lung		26	2.40	3.14	41	3.79	4.82	67	6.19	3.99
C37 / Thymus		0	0.00	0.00	1	0.09	0.12	1	0.09	0.06
C38 / Heart, Mediastinum, Pleura		2	0.18	0.24	0	0.00	0.00	2	0.18	0.12
C39 / Other Respiratory & Thoracic		0	0.00	0.00	1	0.09	0.12	1	0.09	0.06
C40 / Bone & Cartilage, Limbs		2	0.18	0.24	5	0.46	0.59	7	0.65	0.42
C41 / Bones & Cartilage, other		2	0.18	0.24	5	0.46	0.59	7	0.65	0.42
C42/ Reticulo endothelial & Hemato poietic System	Chronic Myeloproliferative Disorders	2	0.18	0.24	0	0.00	0.00	2	0.18	0.12
	Leukemia	33	3.05	3.99	29	2.68	3.41	62	5.72	3.69
	Plasma Cell Tumor	1	0.09	0.12	0	0.00	0.00	1	0.09	0.06
C44 / Skin, other		18	1.66	2.18	19	1.75	2.23	37	3.42	2.20

Code / Cancer		Female			Male			Total		
		No.	%	IR	No.	%	IR	No.	%	IR
C48 / Peritoneum		0	0.00	0.00	2	0.18	0.23	2	0.18	0.12
C49 / Soft Tissues		2	0.18	0.24	8	0.74	0.94	10	0.92	0.60
C50 / Breast		249	22.99	30.10	3	0.28	0.35	252	23.27	15.01
C51 / Vulva		1	0.09	0.12	0	0.00	0.00	1	0.09	0.12
C52 / Vagina		1	0.09	0.12	0	0.00	0.00	1	0.09	0.12
C53 / Cervix Uteri		3	0.28	0.36	0	0.00	0.00	3	0.28	0.36
C54 / Corpus Uteri		6	0.55	0.73	0	0.00	0.00	6	0.55	0.73
C55 / Uterus Unspecified		36	3.32	4.35	0	0.00	0.00	36	3.32	4.35
C56 / Ovary		17	1.57	2.06	0	0.00	0.00	17	1.57	2.06
C58 / Placenta		3	0.28	0.36	0	0.00	0.00	3	0.28	0.36
C60 / Penis		0	0.00	0.00	1	0.09	0.12	1	0.09	0.12
C61 / Prostate		0	0.00	0.00	26	2.40	3.05	26	2.40	3.05
C62 / Testis		0	0.00	0.00	8	0.74	0.94	8	0.74	0.94
C64 / Kidney		6	0.55	0.73	22	2.03	2.58	28	2.59	1.67
C65 / Pelvis		1	0.09	0.12	0	0.00	0.00	1	0.09	0.06
C67 / Urinary Bladder		11	1.02	1.33	31	2.86	3.64	42	3.88	2.50
C69 / Eye & Adnexa		4	0.37	0.48	3	0.28	0.35	7	0.65	0.42
C70 / Meninges		3	0.28	0.36	2	0.18	0.23	5	0.46	0.30
C71 / Brain		22	2.03	2.66	17	1.57	2.00	39	3.60	2.32
C72 / Nervous System, Other		1	0.09	0.12	1	0.09	0.12	2	0.18	0.12
C73 / Thyroid Gland		73	6.74	8.83	21	1.94	2.47	94	8.68	5.60
C74 / Adrenal gland		1	0.09	0.12	3	0.28	0.35	4	0.37	0.24
C75 / Endocrine Gland, other		3	0.28	0.36	1	0.09	0.12	4	0.37	0.24
C76 / Unspecified Site		3	0.28	0.36	1	0.09	0.12	4	0.37	0.24
C80 / Unknown Primary Site		13	1.20	1.57	4	0.37	0.47	17	1.57	1.01
C77/ Lymph nodes	Hodgkin Lymphomas	9	0.83	1.09	15	1.39	1.76	24	2.22	1.43
	Non-Hodgkin Lymphoma	14	1.29	1.69	21	1.94	2.47	35	3.23	2.09
Total		680	62.79	82.21	403	37.21	47.33	1083	100.00	64.52

Nineveh
Populations Number : 3,926,931
Cancer Cases Number : 2511
Incidence Rate: 63.94/100,000 Nineveh Populations

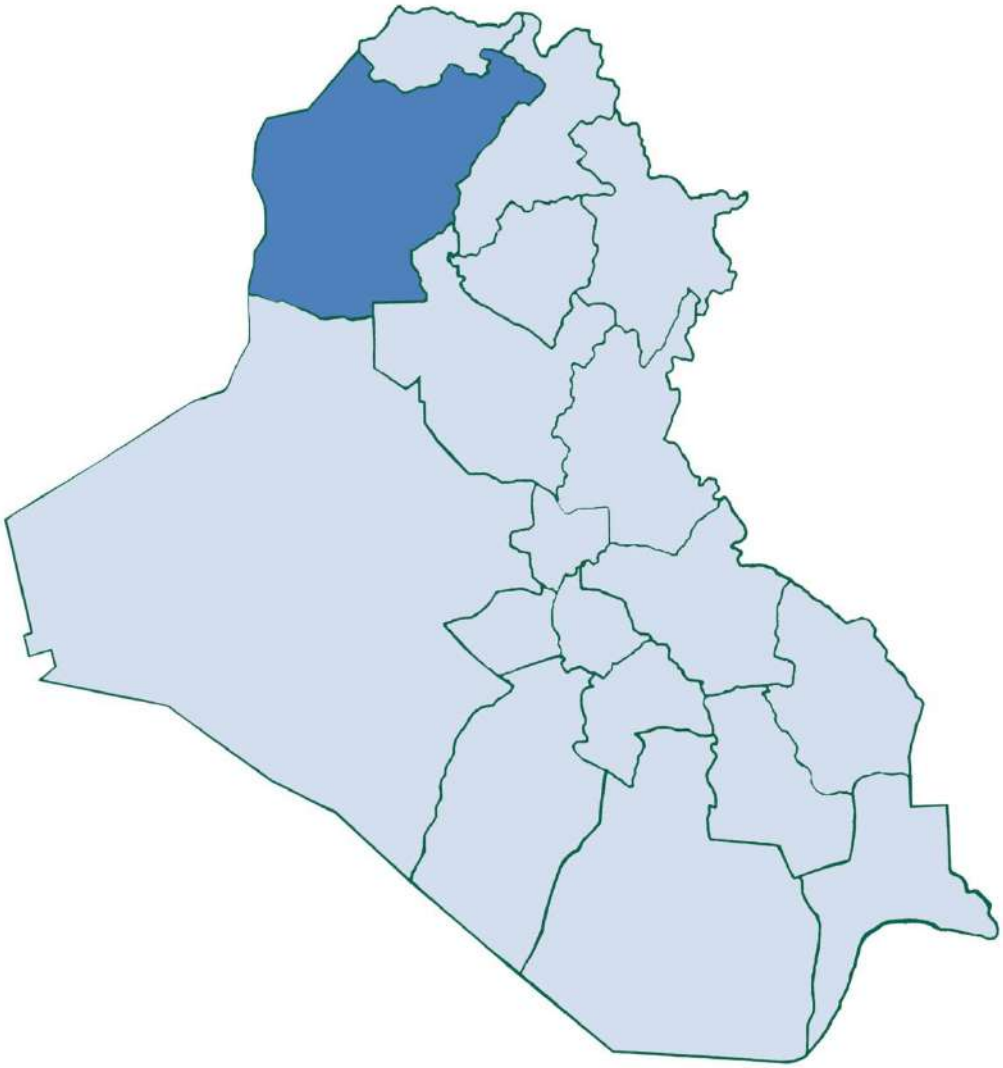

3.4.14. Nineveh governorate

Table No.; (70) Distribution of the top ten cancers, Nineveh, Iraq, 2020

Top ten, total		No.	%
1	Breast	478	19.04
2	Bronchus & Lung	199	7.93
3	Colorectal	177	7.05
4	Brain & other CNS	176	7.01
5	Leukemia	133	5.30
6	Stomach	122	4.86
7	Thyroid Gland	115	4.58
8	Non-Hodgkin Lymphoma	100	3.98
9	Unknown Primary Site	99	3.94
10	Skin, other	88	3.50
Total top ten		1,687	67.18
Total other site		824	32.82
Total		2,511	100.00%

Figure No.; (53) Incidence rate of the top ten cancers in Nineveh /100,000 Nineveh populations, Iraq, 2020

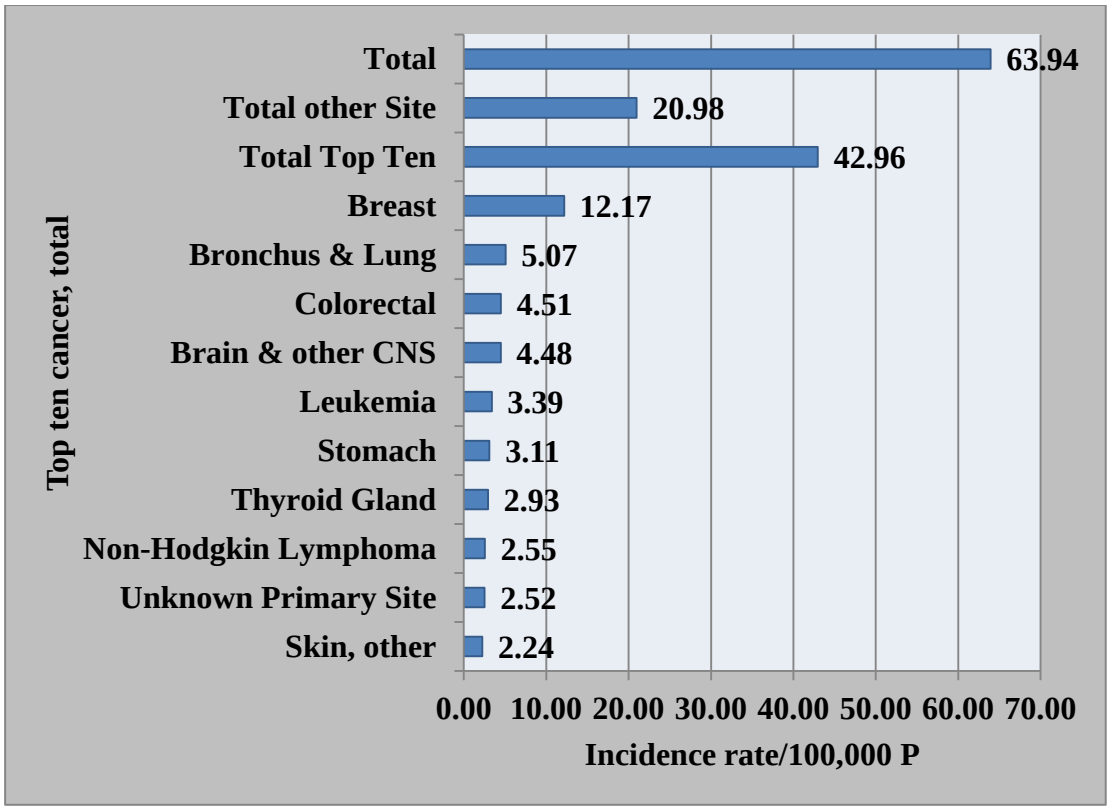

Table No.; (71) Distribution of the top ten cancers in males, Nineveh, Iraq, 2020

Top ten, male		No.	%
1	Bronchus & Lung	156	13.88
2	Colorectal	100	8.90
3	Brain & other CNS	82	7.30
4	Leukemia	80	7.12
5	Prostate	74	6.58
6	Stomach	71	6.32
7	Urinary Bladder	64	5.69
8	Non-Hodgkin Lymphoma	55	4.89
9	Skin, other	55	4.89
10	Unknown Primary Site	46	4.09
Total top ten		783	69.66
Total other site		341	30.34
Total		1,124	100.00%

Figure No.; (54) Incidence rate of the top ten cancers in males / 100,000 male populations, Nineveh, Iraq, 2020

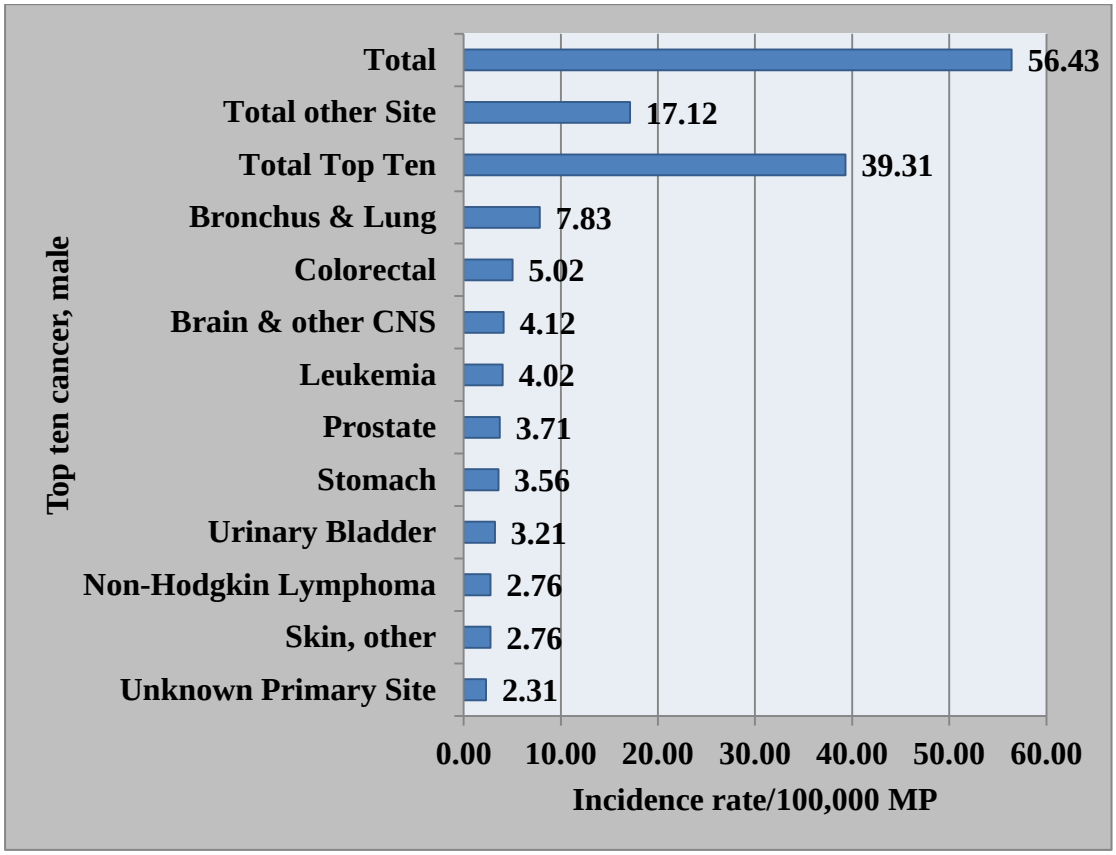

Table No.; (72) Distribution of the top ten cancers in females, Nineveh, Iraq, 2020

Top ten, female		No.	%
1	Breast	471	33.96
2	Thyroid Gland	97	6.99
3	Brain & other CNS	94	6.78
4	Uterus Unspecified	81	5.84
5	Colorectal	77	5.55
6	Leukemia	53	3.82
7	Unknown Primary Site	53	3.82
8	Ovary	51	3.68
9	Stomach	51	3.68
10	Non-Hodgkin Lymphoma	45	3.24
Total top ten		1,073	77.36
Total other site		314	22.64
Total		1,387	100.00%

Figure No.; (55) Incidence rate of the top ten cancers in females / 100,000 female populations, Nineveh, Iraq, 2020

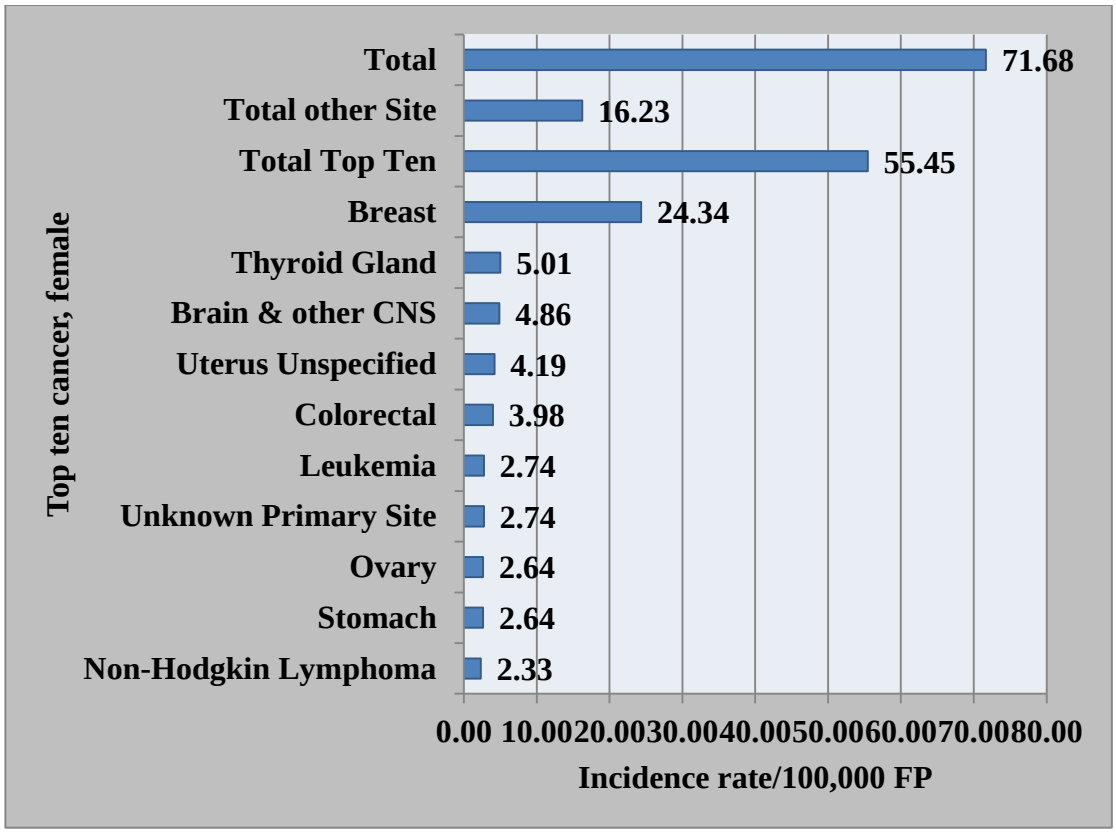

Table No.; (73) Distribution and the incidence rate of cancer /100,000 populations by ICD-O, site, and gender in Nineveh, Iraq, 2020

Code / Cancer		Female			Male			Total		
		No.	%	IR	No.	%	IR	No.	%	IR
C00 / Lip		1	0.04	0.05	1	0.04	0.05	2	0.08	0.05
C01 / Tongue, Base		0	0.00	0.00	1	0.04	0.05	1	0.04	0.03
C02 / Tongue, other		0	0.00	0.00	3	0.12	0.15	3	0.12	0.08
C06 / Mouth - other		1	0.04	0.05	5	0.20	0.25	6	0.24	0.15
C07 / Parotid Gland		5	0.20	0.26	0	0.00	0.00	5	0.20	0.13
C08 / Mouth Glands		4	0.16	0.21	6	0.24	0.30	10	0.40	0.25
C09 / Tonsil		0	0.00	0.00	1	0.04	0.05	1	0.04	0.03
C11 / Nasopharynx		4	0.16	0.21	4	0.16	0.20	8	0.32	0.20
C13 / Hypopharynx		2	0.08	0.10	2	0.08	0.10	4	0.16	0.10
C15 / Esophagus		10	0.40	0.52	7	0.28	0.35	17	0.68	0.43
C16 / Stomach		51	2.03	2.64	71	2.83	3.56	122	4.86	3.11
C17 / Small intestine		4	0.16	0.21	3	0.12	0.15	7	0.28	0.18
C18 / Colon		58	2.31	3.00	75	2.99	3.77	133	5.30	3.39
C19 / Recto sigmoid Junction		2	0.08	0.10	3	0.12	0.15	5	0.20	0.13
C20 / Rectum		17	0.68	0.88	22	0.88	1.10	39	1.55	0.99
C21 / Anus & Anal Canal		2	0.08	0.10	2	0.08	0.10	4	0.16	0.10
C22 / Liver & Bile Ducts		15	0.60	0.78	40	1.59	2.01	55	2.19	1.40
C23 / Gallbladder		6	0.24	0.31	7	0.28	0.35	13	0.52	0.33
C24 / Biliary Tract , other		1	0.04	0.05	2	0.08	0.10	3	0.12	0.08
C25 / Pancreas		25	1.00	1.29	44	1.75	2.21	69	2.75	1.76
C26 / Other Digestive Organs		0	0.00	0.00	2	0.08	0.10	2	0.08	0.05
C30 / Nasal Cavity		1	0.04	0.05	3	0.12	0.15	4	0.16	0.10
C31 / Accessory Sinus		1	0.04	0.05	2	0.08	0.10	3	0.12	0.08
C32 / Larynx		11	0.44	0.57	35	1.39	1.76	46	1.83	1.17
C34 / Bronchus & Lung		43	1.71	2.22	156	6.21	7.83	199	7.93	5.07
C37 / Thymus		2	0.08	0.10	0	0.00	0.00	2	0.08	0.05
C38 / Heart, Mediastinum, Pleura		0	0.00	0.00	1	0.04	0.05	1	0.04	0.03
C40 / Bone & Cartilage, Limbs		2	0.08	0.10	9	0.36	0.45	11	0.44	0.28
C41 / Bones & Cartilage, other		6	0.24	0.31	14	0.56	0.70	20	0.80	0.51
C42/ Reticulo endothelial & Hemato poietic System	Chronic Myeloproliferative Disorders	1	0.04	0.05	1	0.04	0.05	2	0.08	0.05
	Immunoprolifrative Diseases	0	0.00	0.00	1	0.04	0.05	1	0.04	0.03
	Leukemia	53	2.11	2.74	80	3.19	4.02	133	5.30	3.39
	Myelodys Plastic Syndromes	1	0.04	0.05	0	0.00	0.00	1	0.04	0.03
	Plasma Cell Tumor	10	0.40	0.52	11	0.44	0.55	21	0.84	0.53
C44 / Skin, other		33	1.31	1.71	55	2.19	2.76	88	3.50	2.24

Code / Cancer		Female			Male			Total		
		No.	%	IR	No.	%	IR	No.	%	IR
C47 / Nerves System		0	0.00	0.00	1	0.04	0.05	1	0.04	0.03
C48 / Peritoneum		0	0.00	0.00	1	0.04	0.05	1	0.04	0.03
C49 / Soft Tissues		17	0.68	0.88	18	0.72	0.90	35	1.39	0.89
C50 / Breast		471	18.76	24.34	7	0.28	0.35	478	19.04	12.17
C51 / Vulva		3	0.12	0.16	0	0.00	0.00	3	0.12	0.16
C52 / Vagina		3	0.12	0.16	0	0.00	0.00	3	0.12	0.16
C53 / Cervix Uteri		9	0.36	0.47	0	0.00	0.00	9	0.36	0.47
C54 / Corpus Uteri		16	0.64	0.83	0	0.00	0.00	16	0.64	0.83
C55 / Uterus Unspecified		81	3.23	4.19	0	0.00	0.00	81	3.23	4.19
C56 / Ovary		51	2.03	2.64	0	0.00	0.00	51	2.03	2.64
C58 / Placenta		3	0.12	0.16	0	0.00	0.00	3	0.12	0.16
C60 / Penis		0	0.00	0.00	2	0.08	0.10	2	0.08	0.10
C61 / Prostate		0	0.00	0.00	74	2.95	3.71	74	2.95	3.71
C62 / Testis		0	0.00	0.00	24	0.96	1.20	24	0.96	1.20
C64 / Kidney		26	1.04	1.34	28	1.12	1.41	54	2.15	1.38
C66 / Ureter		0	0.00	0.00	1	0.04	0.05	1	0.04	0.03
C67 / Urinary Bladder		11	0.44	0.57	64	2.55	3.21	75	2.99	1.91
C69 / Eye & Adnexa		4	0.16	0.21	3	0.12	0.15	7	0.28	0.18
C70 / Meninges		8	0.32	0.41	6	0.24	0.30	14	0.56	0.36
C71 / Brain		81	3.23	4.19	73	2.91	3.66	154	6.13	3.92
C72 / Nervous System, Other		2	0.08	0.10	1	0.04	0.05	3	0.12	0.08
C73 / Thyroid Gland		97	3.86	5.01	18	0.72	0.90	115	4.58	2.93
C74 / Adrenal gland		3	0.12	0.16	10	0.40	0.50	13	0.52	0.33
C75 / Endocrine Gland, other		4	0.16	0.21	2	0.08	0.10	6	0.24	0.15
C76 / Unspecified Site		7	0.28	0.36	2	0.08	0.10	9	0.36	0.23
C80 / Unknown Primary Site		53	2.11	2.74	46	1.83	2.31	99	3.94	2.52
C77/ Lymph nodes	Hodgkin Lymphomas	20	0.80	1.03	19	0.76	0.95	39	1.55	0.99
	Non-Hodgkin Lymphoma	45	1.79	2.33	55	2.19	2.76	100	3.98	2.55
Total		1387	55.24	71.68	1124	44.76	56.43	2511	100	63.94

Misan
Populations Number : 1,171,971
Cancer Cases Number : 734
Incidence Rate: 62.63/100,000 Misan Populations

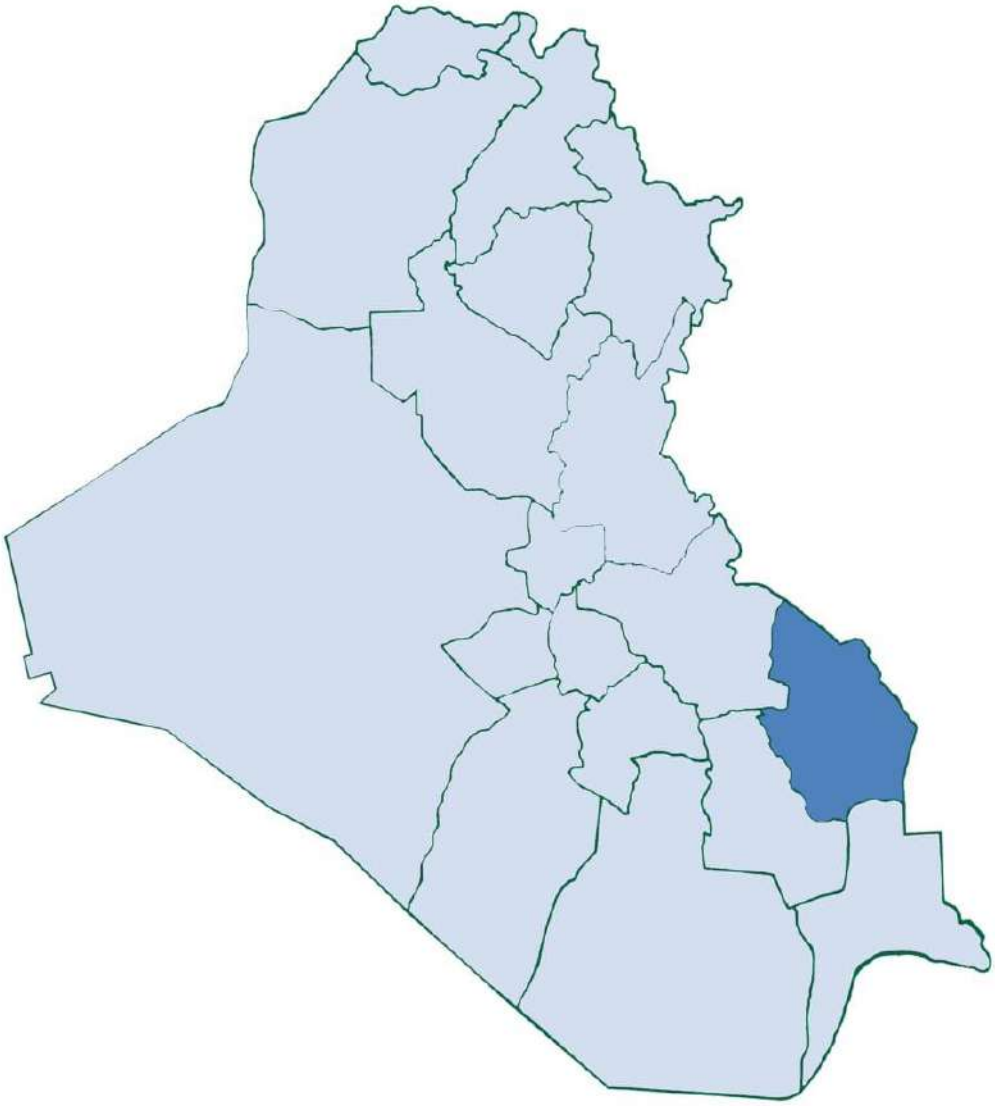

3.4.15. Misan governorate

Table No.; (74) Distribution of the top ten cancers in Misan, Iraq, 2020

Top ten, total		No.	%
1	Breast	122	16.62
2	Bronchus & Lung	71	9.67
3	Leukemia	54	7.36
4	Colorectal	47	6.40
5	Non-Hodgkin Lymphoma	43	5.86
6	Urinary Bladder	43	5.86
7	Brain & other CNS	41	5.59
8	Thyroid Gland	39	5.31
9	Pancreas	35	4.77
10	Stomach	29	3.95
Total top ten		524	71.39
Total other site		210	28.61
Total		734	100.00%

Figure No.; (56) Incidence rate of the top ten cancers in Misan /100,000 Misan populations, Iraq, 2020

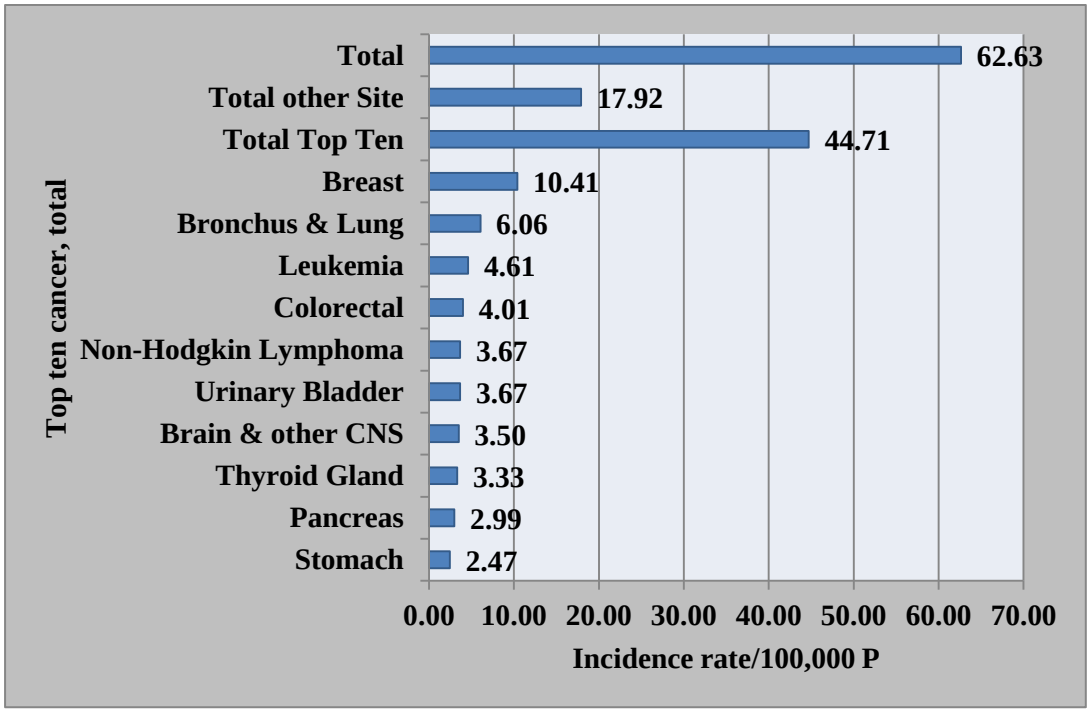

Table No.; (75) Distribution of the top ten cancers in males, Misan, Iraq, 2020

Top ten, male		No.	%
1	Bronchus & Lung	53	15.63
2	Urinary Bladder	32	9.44
3	Leukemia	29	8.55
4	Non-Hodgkin Lymphoma	26	7.67
5	Brain & other CNS	24	7.08
6	Pancreas	24	7.08
7	Colorectal	21	6.19
8	Prostate	17	5.01
9	Stomach	14	4.13
10	Thyroid Gland	9	2.65
Total top ten		249	73.45
Total other site		90	26.55
Total		339	100.00%

Figure No.; (57) Incidence rate of the top ten cancers in males / 100,000 male populations, Misan, Iraq, 2020

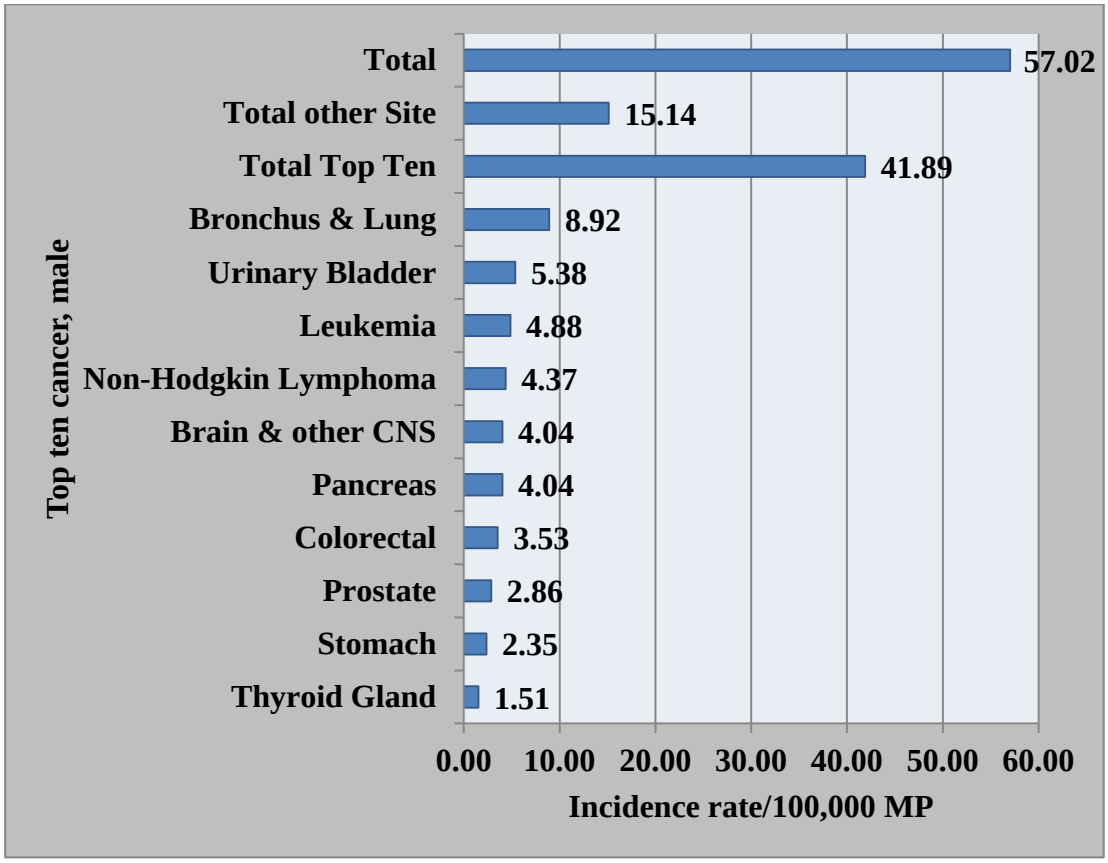

Table No.; (76) Distribution of the top ten cancers in females, Misan, Iraq, 2020

Top ten, female		No.	%
1	Breast	120	30.38
2	Thyroid Gland	30	7.59
3	Colorectal	26	6.58
4	Leukemia	25	6.33
5	Uterus Unspecified	20	5.06
6	Ovary	19	4.81
7	Bronchus & Lung	18	4.56
8	Brain & other CNS	17	4.30
9	Non-Hodgkin Lymphoma	17	4.30
10	Stomach	15	3.80
Total top ten		307	77.72
Total other site		88	22.28
Total		395	100.00%

Figure No.; (58) Incidence rate of the top ten cancers in females / 100,000 female populations, Misan, Iraq, 2020

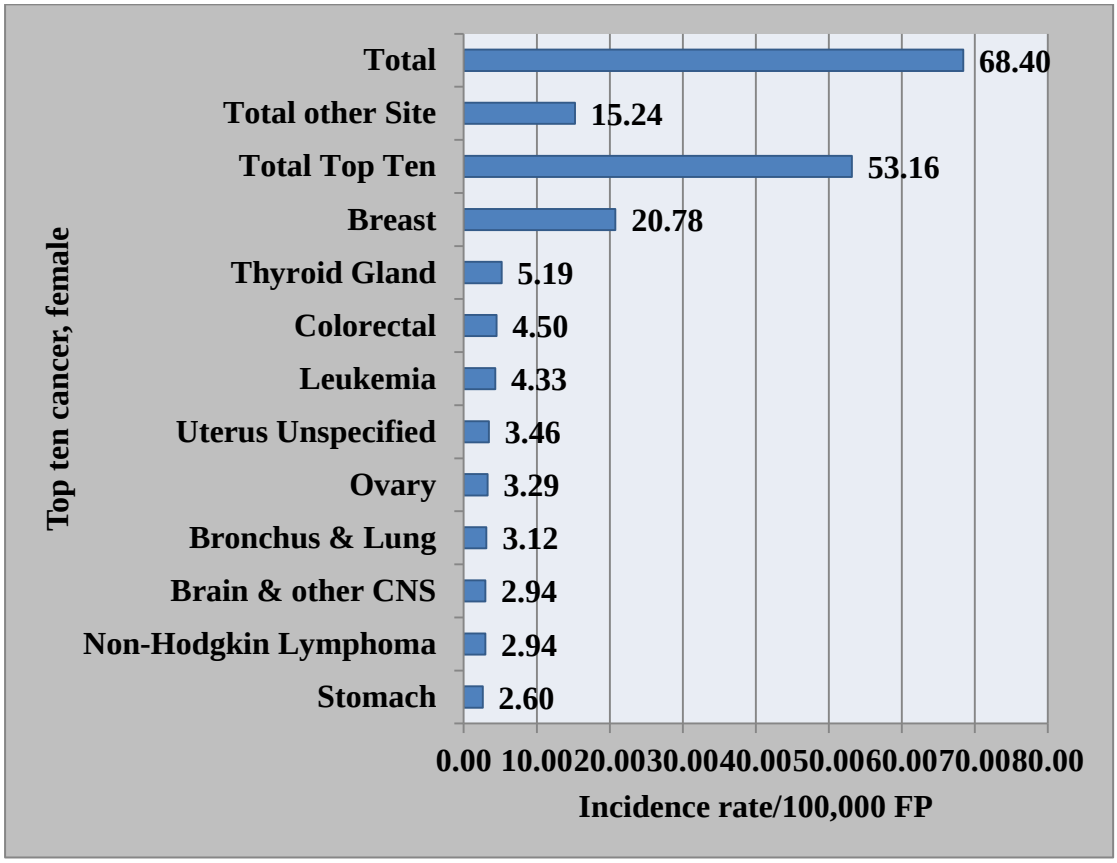

Table No.; (77) Distribution and the incidence rate of cancer /100,000 populations by ICD-O, site, and gender in Misan, Iraq, 2020

Code / Cancer		Female			Male			Total		
		No.	%	IR	No.	%	IR	No.	%	IR
C02 / Tongue, other		2	0.27	0.35	2	0.27	0.34	4	0.54	0.34
C07 / Parotid Gland		1	0.14	0.17	0	0.00	0.00	1	0.14	0.09
C08 / Mouth Glands		1	0.14	0.17	0	0.00	0.00	1	0.14	0.09
C10 / Oropharynx		0	0.00	0.00	1	0.14	0.17	1	0.14	0.09
C11 / Nasopharynx		3	0.41	0.52	2	0.27	0.34	5	0.68	0.43
C15 / Esophagus		0	0.00	0.00	4	0.54	0.67	4	0.54	0.34
C16 / Stomach		15	2.04	2.60	14	1.91	2.35	29	3.95	2.47
C17 / Small intestine		1	0.14	0.17	4	0.54	0.67	5	0.68	0.43
C18 / Colon		17	2.32	2.94	12	1.63	2.02	29	3.95	2.47
C19 / Recto sigmoid Junction		1	0.14	0.17	0	0.00	0.00	1	0.14	0.09
C20 / Rectum		8	1.09	1.39	9	1.23	1.51	17	2.32	1.45
C22 / Liver & Bile Ducts		8	1.09	1.39	7	0.95	1.18	15	2.04	1.28
C23 / Gallbladder		0	0.00	0.00	3	0.41	0.50	3	0.41	0.26
C24 / Biliary Tract , other		0	0.00	0.00	1	0.14	0.17	1	0.14	0.09
C25 / Pancreas		11	1.50	1.90	24	3.27	4.04	35	4.77	2.99
C30 / Nasal Cavity		0	0.00	0.00	1	0.14	0.17	1	0.14	0.09
C32 / Larynx		2	0.27	0.35	6	0.82	1.01	8	1.09	0.68
C34 / Bronchus & Lung		18	2.45	3.12	53	7.22	8.92	71	9.67	6.06
C40 / Bone & Cartilage, Limbs		1	0.14	0.17	0	0.00	0.00	1	0.14	0.09
C41 / Bones & Cartilage, other		3	0.41	0.52	6	0.82	1.01	9	1.23	0.77
C42/ Reticulo endothelial & Hemato poietic System	Chronic Myeloproliferative Disorders	0	0.00	0.00	1	0.14	0.17	1	0.14	0.09
	Immunoprolifrative Diseases	6	0.82	1.04	1	0.14	0.17	7	0.95	0.60
	Leukemia	25	3.41	4.33	29	3.95	4.88	54	7.36	4.61
	Myelodys Plastic Syndromes	2	0.27	0.35	1	0.14	0.17	3	0.41	0.26
	Plasma Cell Tumor	1	0.14	0.17	0	0.00	0.00	1	0.14	0.09
C44 / Skin, other		4	0.54	0.69	6	0.82	1.01	10	1.36	0.85
C47 / Nerves System		3	0.41	0.52	6	0.82	1.01	9	1.23	0.77
C48 / Peritoneum		1	0.14	0.17	1	0.14	0.17	2	0.27	0.17
C49 / Soft Tissues		3	0.41	0.52	8	1.09	1.35	11	1.50	0.94
C50 / Breast		120	16.35	20.78	2	0.27	0.34	122	16.62	10.41
C53 / Cervix Uteri		1	0.14	0.17	0	0.00	0.00	1	0.14	0.17
C54 / Corpus Uteri		2	0.27	0.35	0	0.00	0.00	2	0.27	0.35
C55 / Uterus Unspecified		20	2.72	3.46	0	0.00	0.00	20	2.72	3.46
C56 / Ovary		19	2.59	3.29	0	0.00	0.00	19	2.59	3.29
C58 / Placenta		1	0.14	0.17	0	0.00	0.00	1	0.14	0.17

Code / Cancer		Female			Male			Total		
		No.	%	IR	No.	%	IR	No.	%	IR
C61 / Prostate		0	0.00	0.00	17	2.32	2.86	17	2.32	2.86
C62 / Testis		0	0.00	0.00	6	0.82	1.01	6	0.82	1.01
C64 / Kidney		7	0.95	1.21	8	1.09	1.35	15	2.04	1.28
C66 / Ureter		2	0.27	0.35	1	0.14	0.17	3	0.41	0.26
C67 / Urinary Bladder		11	1.50	1.90	32	4.36	5.38	43	5.86	3.67
C70 / Meninges		2	0.27	0.35	0	0.00	0.00	2	0.27	0.17
C71 / Brain		12	1.63	2.08	23	3.13	3.87	35	4.77	2.99
C73 / Thyroid Gland		30	4.09	5.19	9	1.23	1.51	39	5.31	3.33
C74 / Adrenal gland		1	0.14	0.17	0	0.00	0.00	1	0.14	0.09
C75 / Endocrine Gland, other		3	0.41	0.52	1	0.14	0.17	4	0.54	0.34
C76 / Unspecified Site		2	0.27	0.35	1	0.14	0.17	3	0.41	0.26
C80 / Unknown Primary Site		3	0.41	0.52	7	0.95	1.18	10	1.36	0.85
C77/ Lymph nodes	Hodgkin Lymphomas	5	0.68	0.87	4	0.54	0.67	9	1.23	0.77
	Non-Hodgkin Lymphoma	17	2.32	2.94	26	3.54	4.37	43	5.86	3.67
Total		395	53.81	68.40	339	46.19	57.02	734	100.00	62.63

Duhok
Populations Number : 1,361,417.00
Cancer Cases Number : 781
Incidence Rate: 57.37/100,000 Duhok Populations

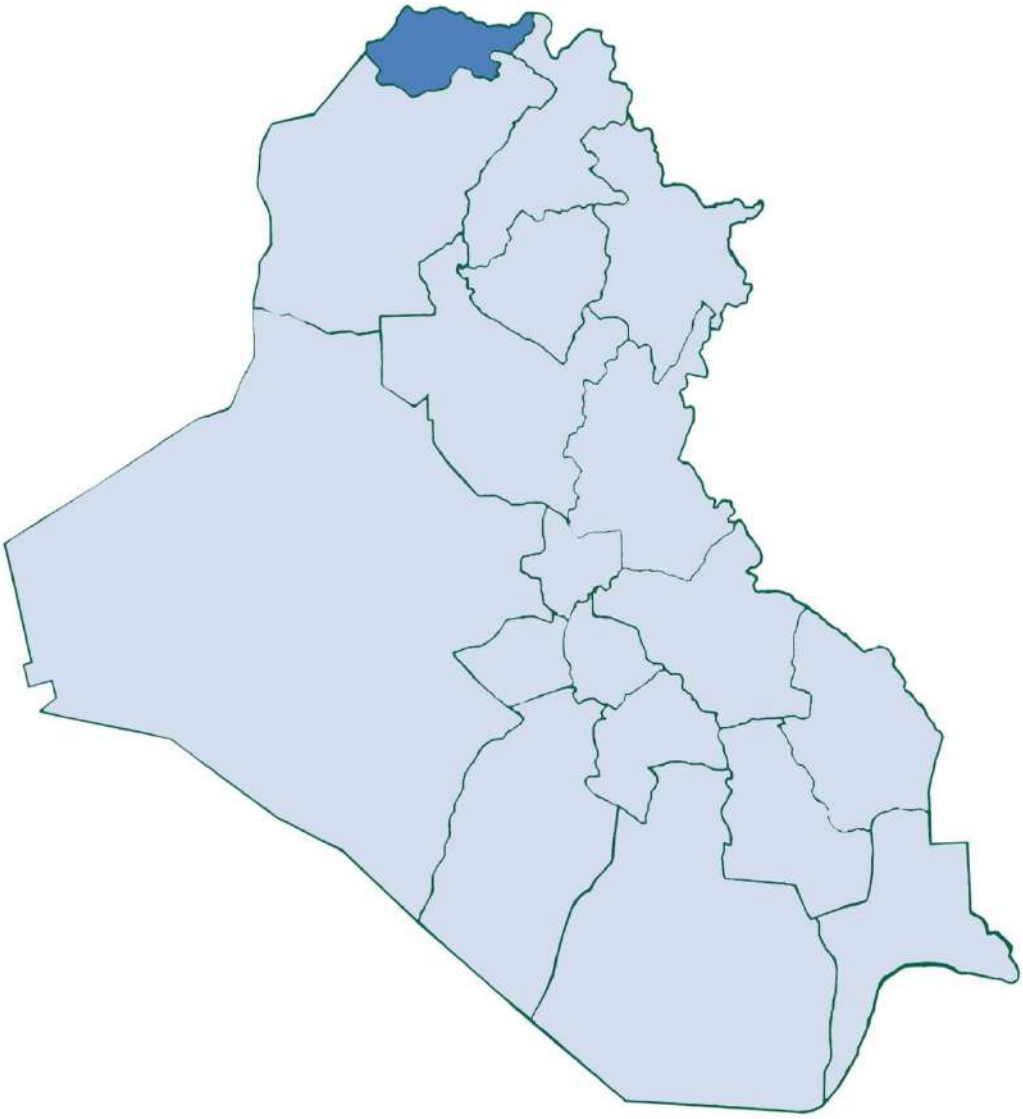

3.4.16. Duhok governorate

Table No.; (78) Distribution of the top ten cancers in Duhok, Iraq, 2020

Top ten, total		No.	%
1	Breast	116	14.85
2	Bronchus & Lung	92	11.78
3	Leukemia	71	9.09
4	Colorectal	64	8.19
5	Brain & other CNS	57	7.30
6	Liver	32	4.10
7	Unknown Primary Site	27	3.46
8	Non-Hodgkin Lymphoma	25	3.20
9	Skin, other	24	3.07
10	Stomach	23	2.94
Total top ten		531	67.99
Total other site		250	32.01
Total		781	100.00%

Figure No.; (59) Incidence rate of the top ten cancers in Duhok /100,000 Duhok populations, Iraq, 2020

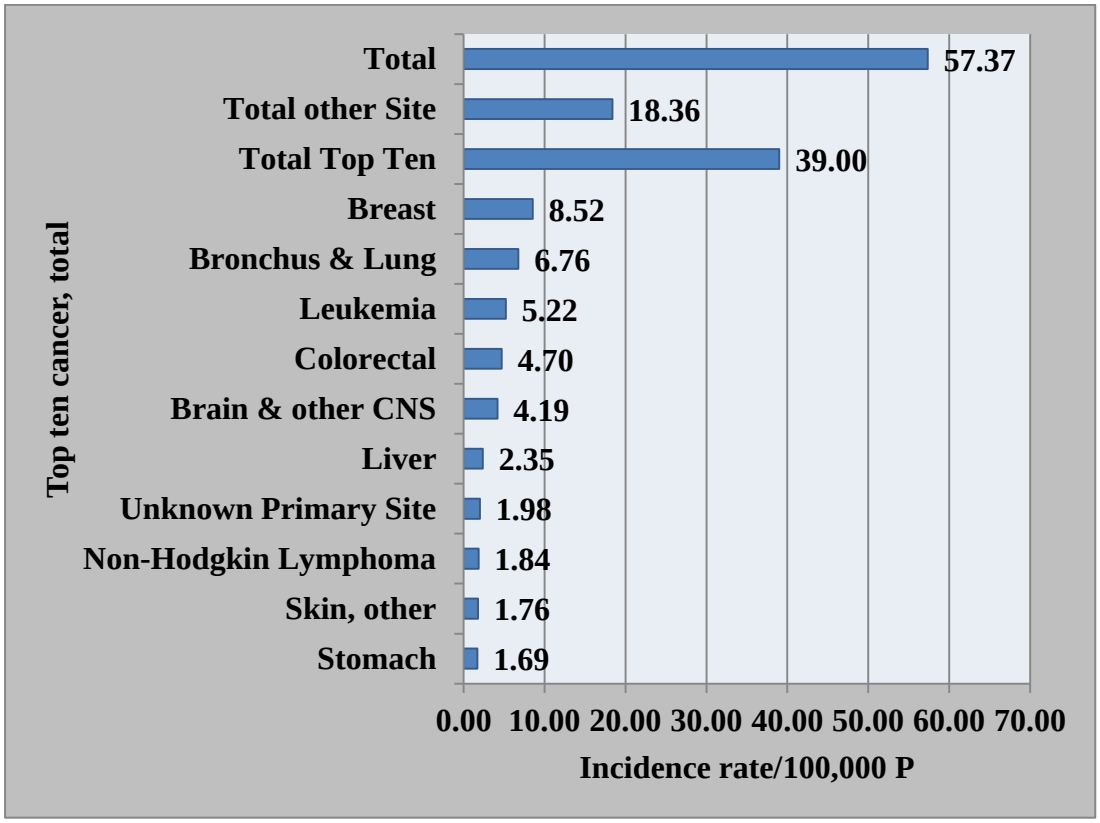

Table No.; (79) Distribution of the top ten cancers in males, Duhok, Iraq, 2020

Top ten, male		No.	%
1	Bronchus & Lung	80	19.66
2	Leukemia	40	9.83
3	Colorectal	35	8.60
4	Brain & other CNS	32	7.86
5	Prostate	21	5.16
6	Liver	18	4.42
7	Urinary Bladder	18	4.42
8	Stomach	17	4.18
9	Kidney	15	3.69
10	Unknown Primary Site	15	3.69
Total top ten		291	71.50
Total other site		116	28.50
Total		407	100.00%

Figure No.; (60) Incidence rate of the top ten cancers in males / 100,000 male populations, Duhok, Iraq, 2020

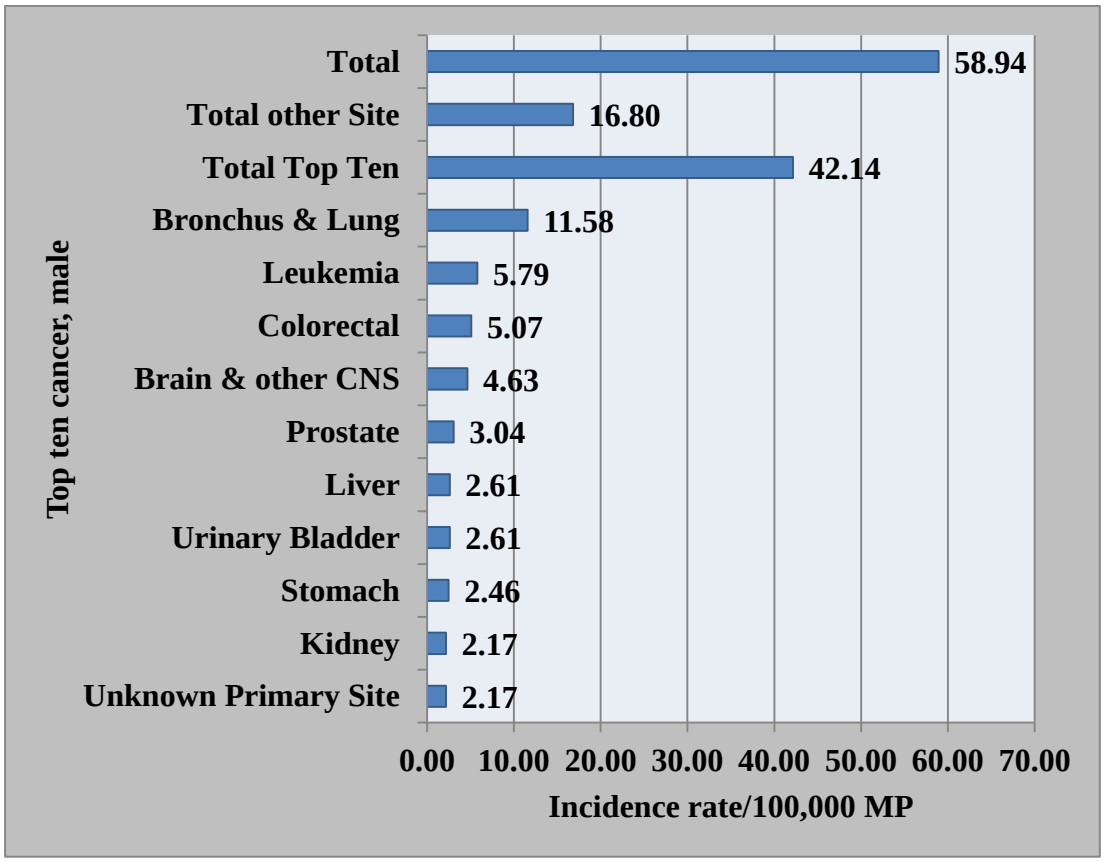

Table No.; (80) Distribution of the top ten cancers in females, Duhok, Iraq, 2020

Top ten, female		No.	%
1	Breast	110	29.41
2	Leukemia	31	8.29
3	Colorectal	29	7.75
4	Brain & other CNS	25	6.68
5	Skin, other	15	4.01
6	Liver	14	3.74
7	Ovary	14	3.74
8	Bronchus & Lung	12	3.21
9	Non-Hodgkin Lymphoma	12	3.21
10	Unknown Primary Site	12	3.21
Total top ten		274	73.26
Total other site		100	26.74
Total		374	100.00%

Figure No.; (61) Incidence rate of the top ten cancers in females / 100,000 female populations, Duhok, Iraq, 2020

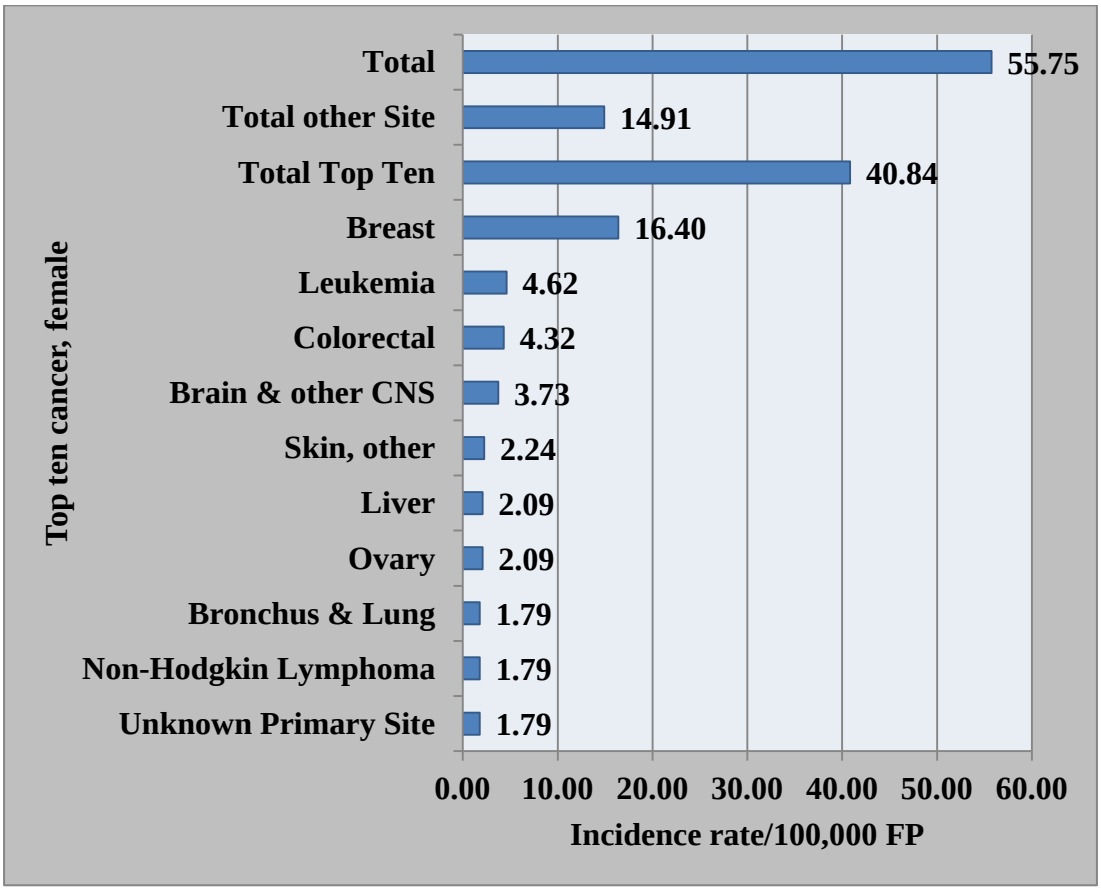

Table No.; (81) Distribution and the incidence rate of cancer /100,000 populations by ICD-O, site, and gender in Duhok, Iraq, 2020

Code / Cancer		Female			Male			Total		
		No.	%	IR	No.	%	IR	No.	%	IR
C02 / Tongue, other		1	0.13	0.15	0	0.00	0.00	1	0.13	0.07
C07 / Parotid Gland		0	0.00	0.00	1	0.13	0.14	1	0.13	0.07
C08 / Mouth Glands		0	0.00	0.00	1	0.13	0.14	1	0.13	0.07
C10 / Oropharynx		1	0.13	0.15	1	0.13	0.14	2	0.26	0.15
C11 / Nasopharynx		3	0.38	0.45	3	0.38	0.43	6	0.77	0.44
C15 / Esophagus		2	0.26	0.30	8	1.02	1.16	10	1.28	0.73
C16 / Stomach		6	0.77	0.89	17	2.18	2.46	23	2.94	1.69
C18 / Colon		23	2.94	3.43	24	3.07	3.48	47	6.02	3.45
C19 / Recto sigmoid Junction		0	0.00	0.00	1	0.13	0.14	1	0.13	0.07
C20 / Rectum		6	0.77	0.89	10	1.28	1.45	16	2.05	1.18
C21 / Anus & Anal Canal		1	0.13	0.15	0	0.00	0.00	1	0.13	0.07
C22 / Liver & Bile Ducts		14	1.79	2.09	18	2.30	2.61	32	4.10	2.35
C23 / Gallbladder		4	0.51	0.60	3	0.38	0.43	7	0.90	0.51
C24 / Biliary Tract , other		1	0.13	0.15	0	0.00	0.00	1	0.13	0.07
C25 / Pancreas		10	1.28	1.49	10	1.28	1.45	20	2.56	1.47
C26 / Other Digestive Organs		2	0.26	0.30	0	0.00	0.00	2	0.26	0.15
C30 / Nasal Cavity		0	0.00	0.00	2	0.26	0.29	2	0.26	0.15
C31 / Accessory Sinus		2	0.26	0.30	0	0.00	0.00	2	0.26	0.15
C32 / Larynx		1	0.13	0.15	11	1.41	1.59	12	1.54	0.88
C34 / Bronchus & Lung		12	1.54	1.79	80	10.24	11.58	92	11.78	6.76
C38 / Heart, Mediastinum, Pleura		2	0.26	0.30	2	0.26	0.29	4	0.51	0.29
C41 / Bones & Cartilage, other		2	0.26	0.30	9	1.15	1.30	11	1.41	0.81
C42/ Reticulo endothelial & Hemato poietic System	Chronic Myeloproliferative Disorders	0	0.00	0.00	1	0.13	0.14	1	0.13	0.07
	Leukemia	31	3.97	4.62	40	5.12	5.79	71	9.09	5.22
	Myelodys Plastic Syndromes	1	0.13	0.15	0	0.00	0.00	1	0.13	0.07
	Plasma Cell Tumor	4	0.51	0.60	4	0.51	0.58	8	1.02	0.59
C44 / Skin, other		15	1.92	2.24	9	1.15	1.30	24	3.07	1.76
C49 / Soft Tissues		4	0.51	0.60	5	0.64	0.72	9	1.15	0.66
C50 / Breast		110	14.08	16.40	6	0.77	0.87	116	14.85	8.52
C52 / Vagina		1	0.13	0.15	0	0.00	0.00	1	0.13	0.15
C53 / Cervix Uteri		5	0.64	0.75	0	0.00	0.00	5	0.64	0.75
C54 / Corpus Uteri		6	0.77	0.89	0	0.00	0.00	6	0.77	0.89
C55 / Uterus Unspecified		6	0.77	0.89	0	0.00	0.00	6	0.77	0.89
C56 / Ovary		14	1.79	2.09	0	0.00	0.00	14	1.79	2.09
C58 / Placenta		1	0.13	0.15	0	0.00	0.00	1	0.13	0.15
C61 / Prostate		0	0.00	0.00	21	2.69	3.04	21	2.69	3.04
C62 / Testis		0	0.00	0.00	10	1.28	1.45	10	1.28	1.45
C64 / Kidney		6	0.77	0.89	15	1.92	2.17	21	2.69	1.54
C67 / Urinary Bladder		3	0.38	0.45	18	2.30	2.61	21	2.69	1.54
C69 / Eye & Adnexa		1	0.13	0.15	3	0.38	0.43	4	0.51	0.29
C70 / Meninges		1	0.13	0.15	0	0.00	0.00	1	0.13	0.07

Code / Cancer		Female			Male			Total		
		No.	%	IR	No.	%	IR	No.	%	IR
C71 / Brain		22	2.82	3.28	32	4.10	4.63	54	6.91	3.97
C72 / Nervous System, Other		1	0.13	0.15	0	0.00	0.00	1	0.13	0.07
C73 / Thyroid Gland		11	1.41	1.64	3	0.38	0.43	14	1.79	1.03
C74 / Adrenal gland		2	0.26	0.30	0	0.00	0.00	2	0.26	0.15
C75 / Endocrine Gland, other		1	0.13	0.15	0	0.00	0.00	1	0.13	0.07
C76 / Unspecified Site		0	0.00	0.00	1	0.13	0.14	1	0.13	0.07
C80 / Unknown Primary Site		12	1.54	1.79	15	1.92	2.17	27	3.46	1.98
C77/ Lymph nodes	Hodgkin Lymphomas	11	1.41	1.64	10	1.28	1.45	21	2.69	1.54
	Non-Hodgkin Lymphoma	12	1.54	1.79	13	1.66	1.88	25	3.20	1.84
Total		374	47.89	55.75	407	52.11	58.94	781	100	57.37

Al-Muthana
Populations Number : 856,907
Cancer Cases Number : 491
Incidence Rate: 57.30/100,000 Al-Muthana Populations

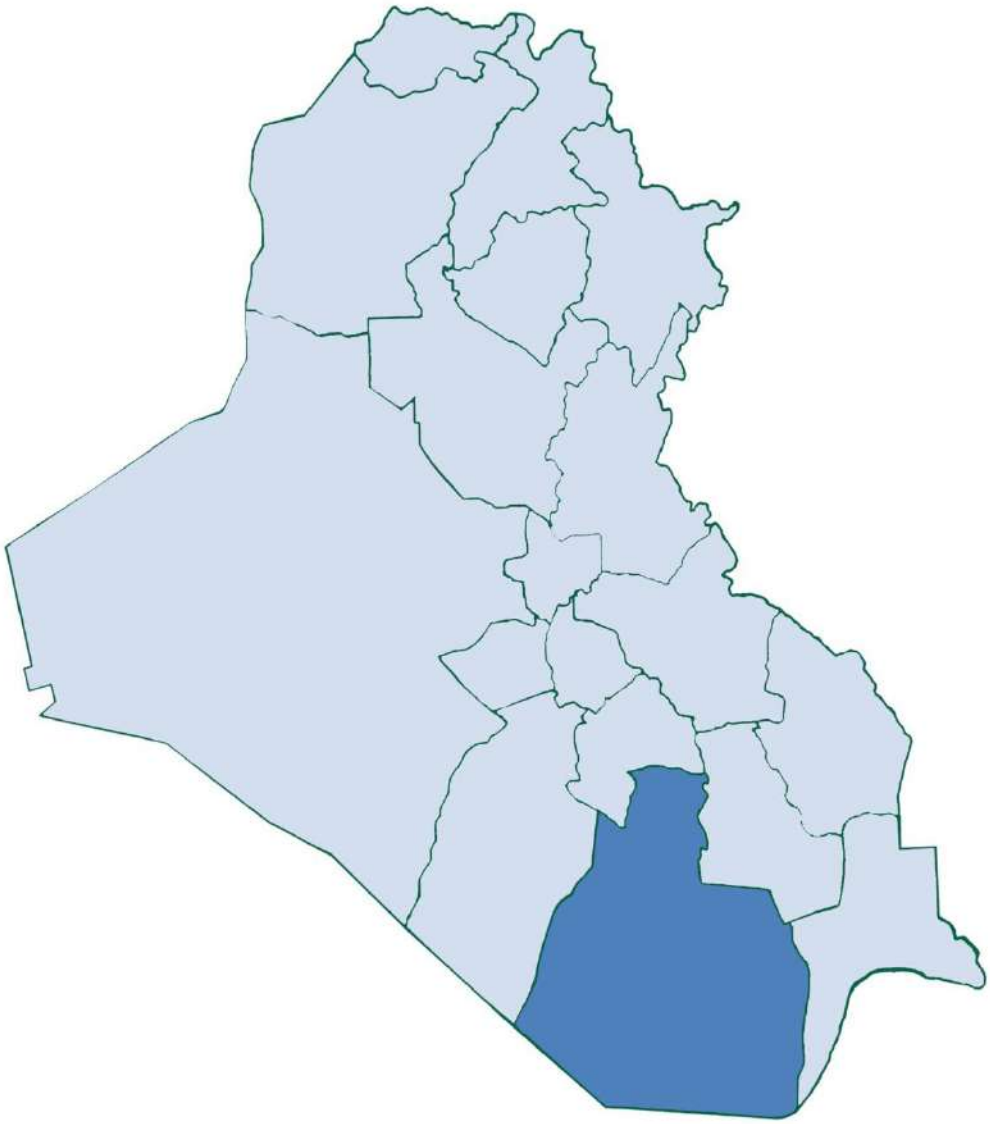

3.4.17. Al-Muthana governorate

Table No.; (82) Distribution of the top ten cancers in Al-Muthana, Iraq, 2020

Top ten, total		No.	%
1	Breast	68	13.85
2	Bronchus & Lung	54	11.00
3	Leukemia	32	6.52
4	Urinary Bladder	31	6.31
5	Brain & other CNS	29	5.91
6	Non-Hodgkin Lymphoma	28	5.70
7	Thyroid Gland	26	5.30
8	Colorectal	24	4.89
9	Hodgkin Lymphomas	19	3.87
10	Skin, other	18	3.67
Total top ten		329	67.01
Total other site		162	32.99
Total		491	100.00%

Figure No.; (62) Incidence rate of the top ten cancers in Al-Muthana /100,000 Al-Muthana populations, Iraq, 2020

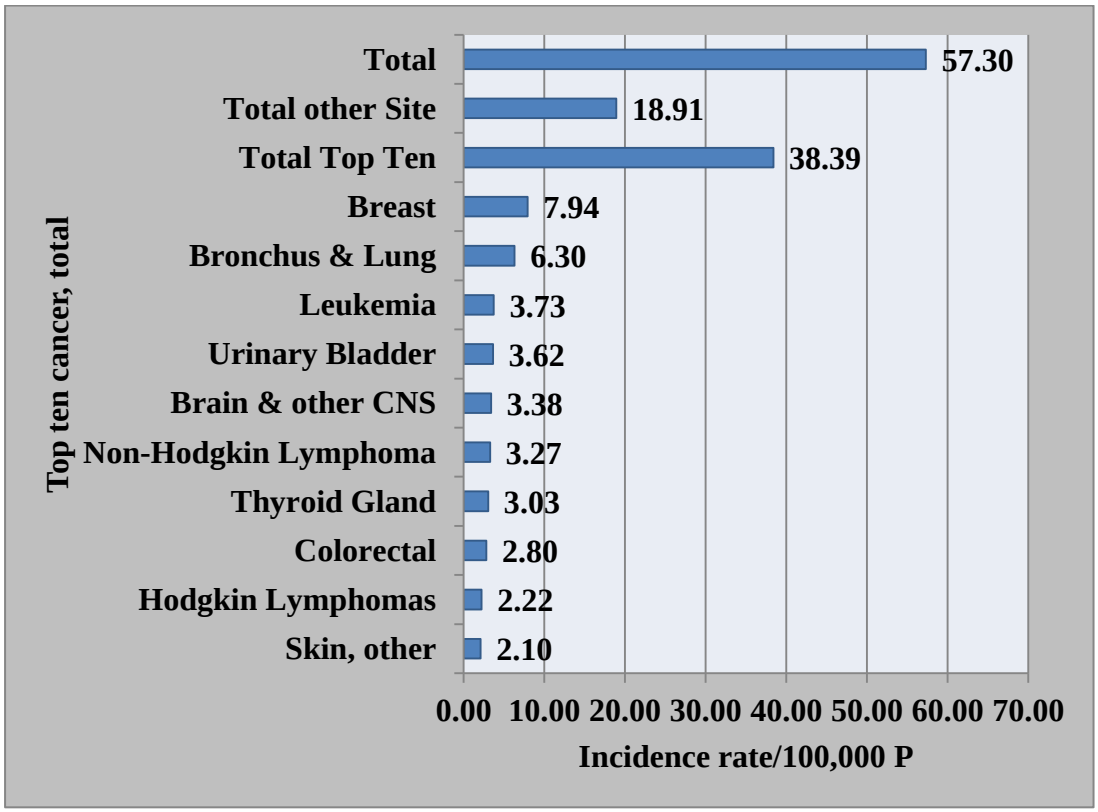

Table No.; (83) Distribution of the top ten cancers in males, Al-Muthana, Iraq, 2020

Top ten, male		No.	%
1	Bronchus & Lung	36	15.65
2	Urinary Bladder	23	10.00
3	Leukemia	17	7.39
4	Brain & other CNS	16	6.96
5	Colorectal	16	6.96
6	Hodgkin Lymphomas	15	6.52
7	Non-Hodgkin Lymphoma	12	5.22
8	Skin, other	11	4.78
9	Stomach	10	4.35
10	Prostate	9	3.91
Total top ten		165	71.74
Total other site		65	28.26
Total		230	100.00%

Figure No.; (63) Incidence rate of the top ten cancers in males / 100,000 male populations, Al-Muthana, Iraq, 2020

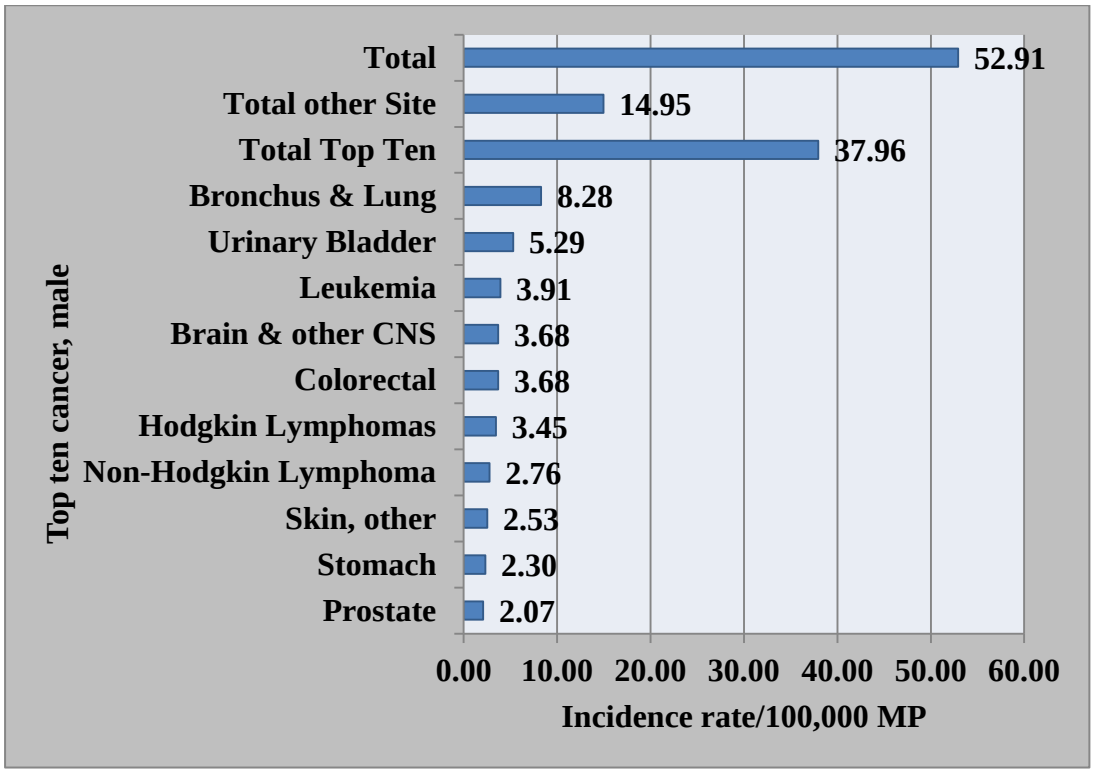

Table No.; (84) Distribution of the top ten cancers in females, Al-Muthana, Iraq, 2020

Top ten, female		No.	%
1	Breast	66	25.29
2	Thyroid Gland	21	8.05
3	Bronchus & Lung	18	6.90
4	Non-Hodgkin Lymphoma	16	6.13
5	Leukemia	15	5.75
6	Brain & other CNS	13	4.98
7	Ovary	11	4.21
8	Colorectal	8	3.07
9	Kidney	8	3.07
10	Urinary Bladder	8	3.07
Total top ten		184	70.50
Total other site		77	29.50
Total		261	100.00%

Figure No.; (64) Incidence rate of the top ten cancers in females / 100,000 female populations, Al-Muthana, Iraq, 2020

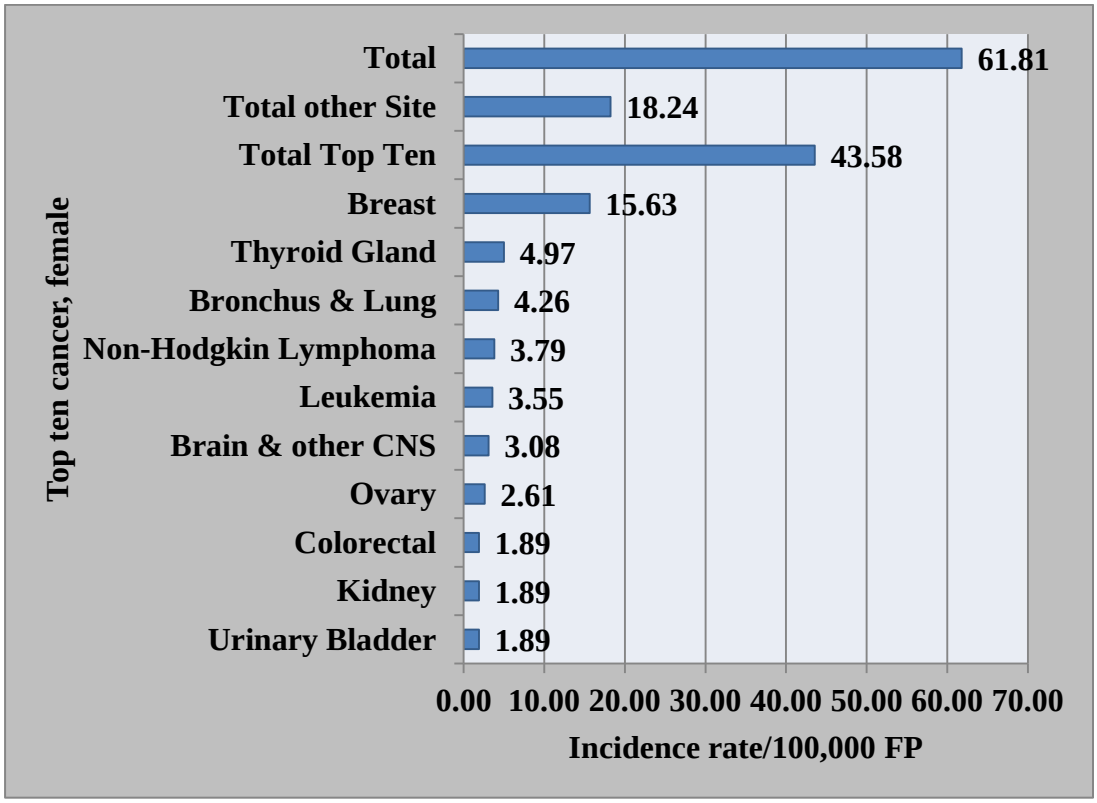

Table No.; (85) Distribution and the incidence rate of cancer /100,000 populations by ICD-O, site, and gender in Al-Muthana, Iraq, 2020

Code / Cancer		Female			Male			Total		
		No.	%	IR	No.	%	IR	No.	%	IR
C02 / Tongue, other		1	0.20	0.24	0	0.00	0.00	1	0.20	0.12
C06 / Mouth - other		1	0.20	0.24	0	0.00	0.00	1	0.20	0.12
C07 / Parotid Gland		1	0.20	0.24	0	0.00	0.00	1	0.20	0.12
C08 / Mouth Glands		1	0.20	0.24	1	0.20	0.23	2	0.41	0.23
C11 / Nasopharynx		4	0.81	0.95	4	0.81	0.92	8	1.63	0.93
C13 / Hypopharynx		1	0.20	0.24	0	0.00	0.00	1	0.20	0.12
C15 / Esophagus		2	0.41	0.47	3	0.61	0.69	5	1.02	0.58
C16 / Stomach		4	0.81	0.95	10	2.04	2.30	14	2.85	1.63
C17 / Small intestine		0	0.00	0.00	4	0.81	0.92	4	0.81	0.47
C18 / Colon		4	0.81	0.95	8	1.63	1.84	12	2.44	1.40
C20 / Rectum		4	0.81	0.95	8	1.63	1.84	12	2.44	1.40
C21 / Anus & Anal Canal		0	0.00	0.00	3	0.61	0.69	3	0.61	0.35
C22 / Liver & Bile Ducts		6	1.22	1.42	5	1.02	1.15	11	2.24	1.28
C23 / Gallbladder		0	0.00	0.00	1	0.20	0.23	1	0.20	0.12
C24 / Biliary Tract , other		0	0.00	0.00	1	0.20	0.23	1	0.20	0.12
C25 / Pancreas		6	1.22	1.42	7	1.43	1.61	13	2.65	1.52
C26 / Other Digestive Organs		1	0.20	0.24	0	0.00	0.00	1	0.20	0.12
C31 / Accessory Sinus		1	0.20	0.24	0	0.00	0.00	1	0.20	0.12
C32 / Larynx		5	1.02	1.18	5	1.02	1.15	10	2.04	1.17
C34 / Bronchus & Lung		18	3.67	4.26	36	7.33	8.28	54	11.00	6.30
C37 / Thymus		0	0.00	0.00	2	0.41	0.46	2	0.41	0.23
C38 / Heart, Mediastinum, Pleura		2	0.41	0.47	0	0.00	0.00	2	0.41	0.23
C40 / Bone & Cartilage, Limbs		2	0.41	0.47	1	0.20	0.23	3	0.61	0.35
C41 / Bones & Cartilage, other		2	0.41	0.47	3	0.61	0.69	5	1.02	0.58
C42/ Reticulo endothelial & Hemato poietic System	Leukemia	15	3.05	3.55	17	3.46	3.91	32	6.52	3.73
	Plasma Cell Tumor	2	0.41	0.47	0	0.00	0.00	2	0.41	0.23
C44 / Skin, other		7	1.43	1.66	11	2.24	2.53	18	3.67	2.10
C48 / Peritoneum		2	0.41	0.47	0	0.00	0.00	2	0.41	0.23
C49 / Soft Tissues		4	0.81	0.95	7	1.43	1.61	11	2.24	1.28
C50 / Breast		66	13.44	15.63	2	0.41	0.46	68	13.85	7.94
C51 / Vulva		1	0.20	0.24	0	0.00	0.00	1	0.20	0.24
C53 / Cervix Uteri		3	0.61	0.71	0	0.00	0.00	3	0.61	0.71
C54 / Corpus Uteri		1	0.20	0.24	0	0.00	0.00	1	0.20	0.24
C55 / Uterus Unspecified		8	1.63	1.89	0	0.00	0.00	8	1.63	1.89
C56 / Ovary		11	2.24	2.61	0	0.00	0.00	11	2.24	2.61
C61 / Prostate		0	0.00	0.00	9	1.83	2.07	9	1.83	2.07

Code / Cancer		Female			Male			Total		
		No.	%	IR	No.	%	IR	No.	%	IR
C62 / Testis		0	0.00	0.00	2	0.41	0.46	2	0.41	0.46
C64 / Kidney		8	1.63	1.89	4	0.81	0.92	12	2.44	1.40
C67 / Urinary Bladder		8	1.63	1.89	23	4.68	5.29	31	6.31	3.62
C68 / Urinary Organs, other		0	0.00	0.00	1	0.20	0.23	1	0.20	0.12
C69 / Eye & Adnexa		0	0.00	0.00	1	0.20	0.23	1	0.20	0.12
C70 / Meninges		4	0.81	0.95	1	0.20	0.23	5	1.02	0.58
C71 / Brain		6	1.22	1.42	15	3.05	3.45	21	4.28	2.45
C72 / Nervous System, Other		2	0.41	0.47	0	0.00	0.00	2	0.41	0.23
C73 / Thyroid Gland		21	4.28	4.97	5	1.02	1.15	26	5.30	3.03
C74 / Adrenal gland		1	0.20	0.24	1	0.20	0.23	2	0.41	0.23
C75 / Endocrine Gland, other		2	0.41	0.47	0	0.00	0.00	2	0.41	0.23
C76 / Unspecified Site		1	0.20	0.24	1	0.20	0.23	2	0.41	0.23
C80 / Unknown Primary Site		2	0.41	0.47	1	0.20	0.23	3	0.61	0.35
C77/ Lymph nodes	Hodgkin Lymphomas	4	0.81	0.95	15	3.05	3.45	19	3.87	2.22
	Non-Hodgkin Lymphoma	16	3.26	3.79	12	2.44	2.76	28	5.70	3.27
Total		261	53.16	61.81	230	46.84	52.91	491	100	57.30

Kirkuk
Populations Number : 1,683,046
Cancer Cases Number : 956
Incidence Rate: 56.80/100,000 Kirkuk Populations

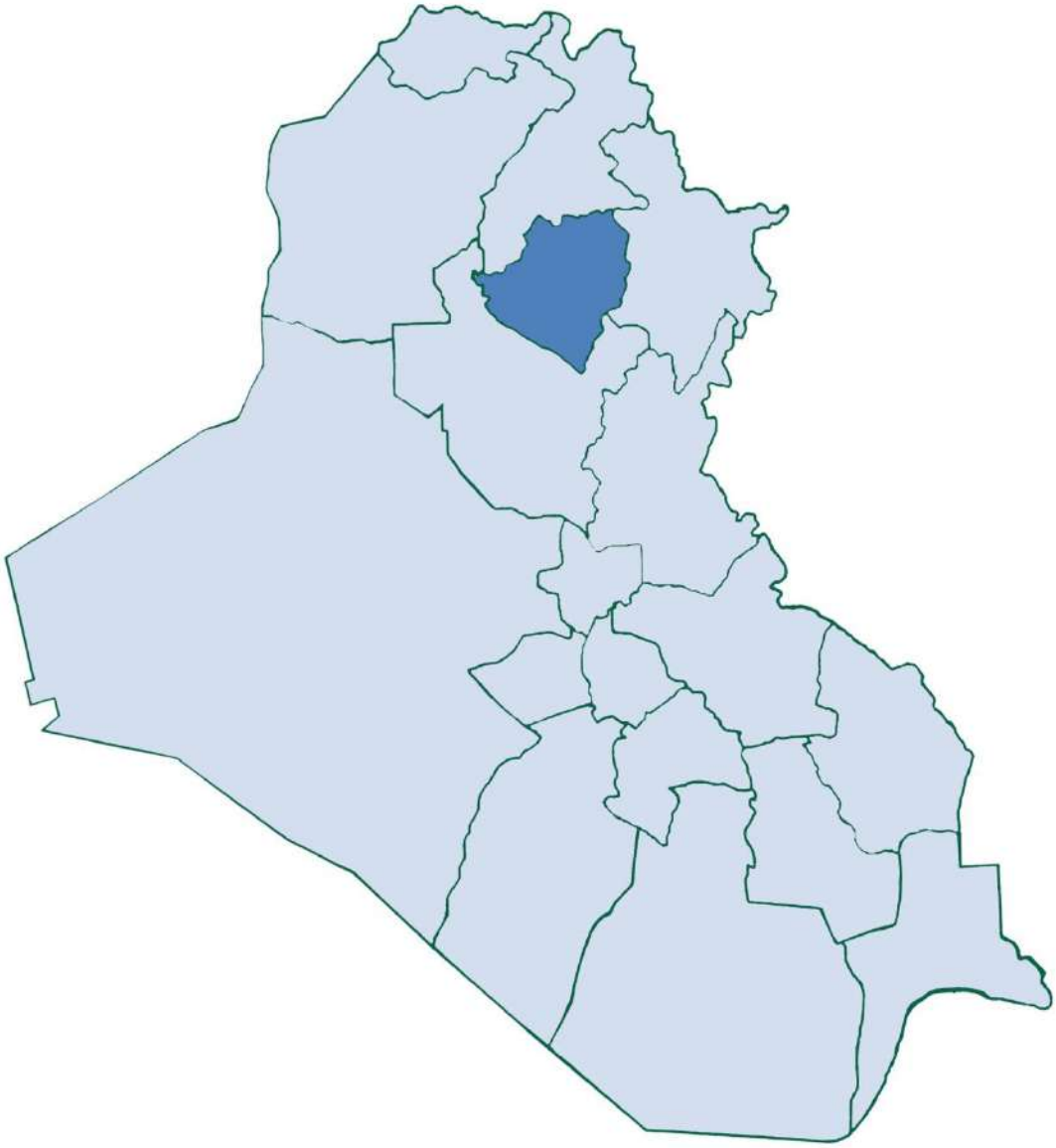

3.4.18. Kirkuk governorate

Table No.; (86) Distribution of the top ten cancers in Kirkuk, Iraq, 2020

Top ten, total		No.	%
1	Breast	270	28.24
2	Colorectal	73	7.64
3	Bronchus & Lung	67	7.01
4	Brain & other CNS	45	4.71
5	Non-Hodgkin Lymphoma	43	4.50
6	Prostate	38	3.97
7	Leukemia	37	3.87
8	Kidney	34	3.56
9	Ovary	34	3.56
10	Uterus Unspecified	30	3.14
Total top ten		671	70.19
Total other site		285	29.81
Total		956	100.00%

Figure No.; (65) Incidence rate of the top ten cancers in Kirkuk /100,000 Kirkuk populations, Iraq, 2020

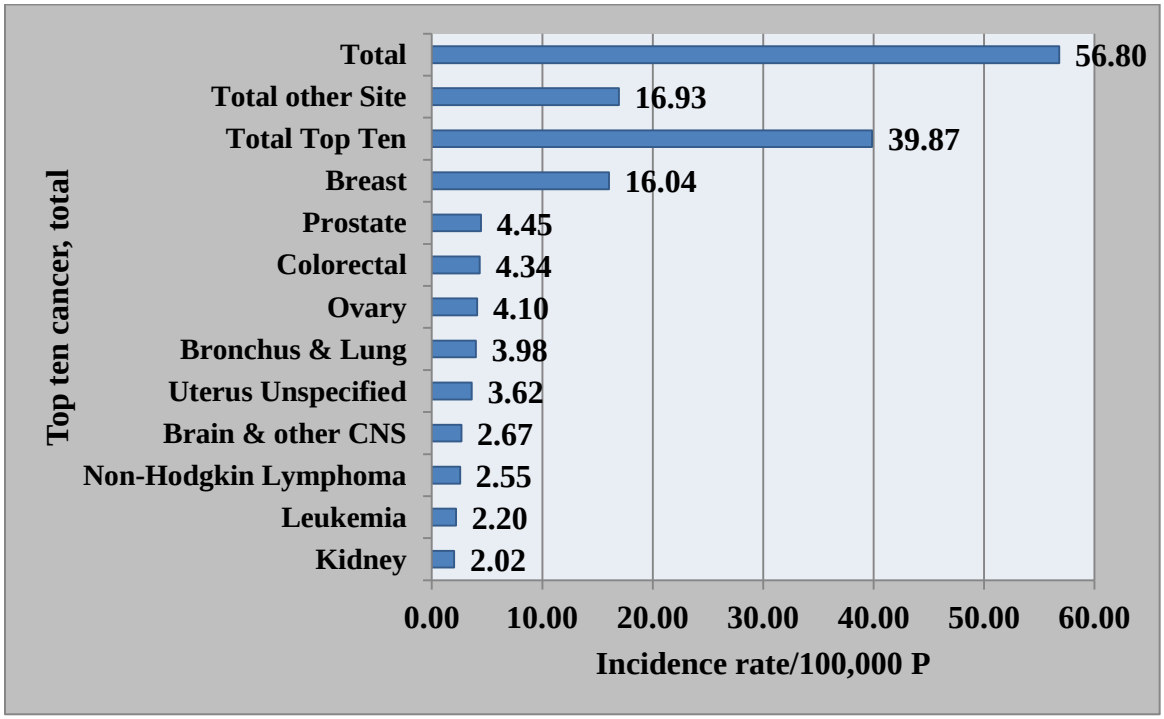

The prostate incidence rate is calculated from the male populations.

Table No.; (87) Distribution of the top ten cancers in males, Kirkuk, Iraq, 2020

Top ten, male		No.	%
1	Bronchus & Lung	41	11.36
2	Prostate	38	10.53
3	Colorectal	36	9.97
4	Brain & other CNS	26	7.20
5	Non-Hodgkin Lymphoma	25	6.93
6	Kidney	23	6.37
7	Leukemia	19	5.26
8	Urinary Bladder	17	4.71
9	Larynx	16	4.43
10	Stomach	16	4.43
Total top ten		257	71.19
Total other site		104	28.81
Total		361	100.00%

Figure No.; (66) Incidence rate of the top ten cancers in males / 100,000 male populations, Kirkuk, Iraq, 2020

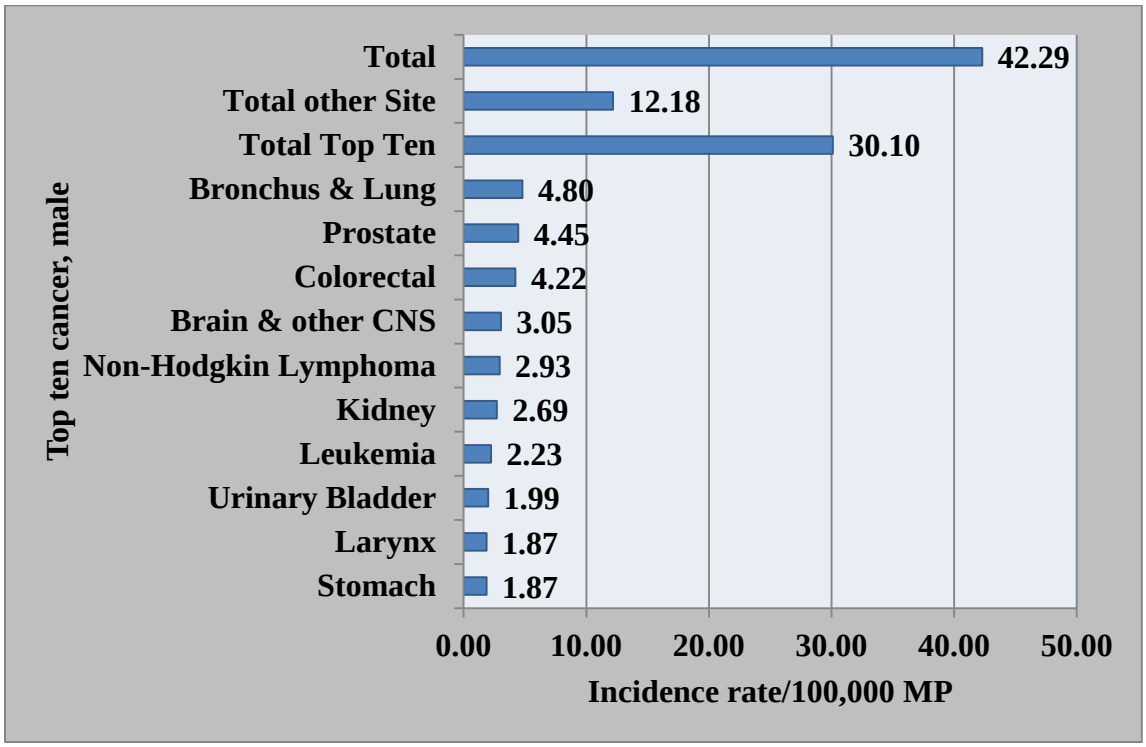

Table No.; (88) Distribution of the top ten cancers in females, Kirkuk, Iraq, 2020

Top ten, female		No.	%
1	Breast	267	44.87
2	Colorectal	37	6.22
3	Ovary	34	5.71
4	Uterus Unspecified	30	5.04
5	Bronchus & Lung	26	4.37
6	Brain & other CNS	19	3.19
7	Thyroid Gland	19	3.19
8	Leukemia	18	3.03
9	Non-Hodgkin Lymphoma	18	3.03
10	Skin, other	13	2.18
Total top ten		481	80.84
Total other site		114	19.16
Total		595	100.00%

Figure No.; (67) Incidence rate of the top ten cancers in Females / 100,000 Female populations, Kirkuk, Iraq, 2020

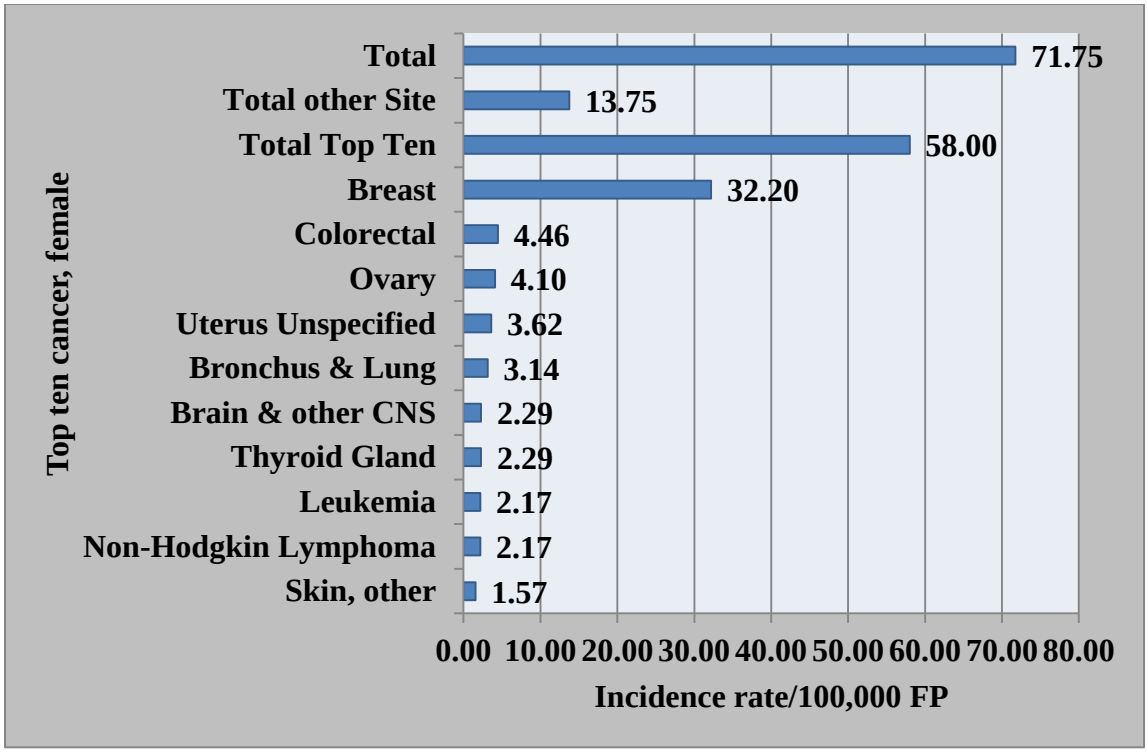

Table No.; (89) Distribution and the incidence rate of cancer /100,000 populations by ICD-O, site, and gender in Kirkuk, Iraq, 2020

Code / Cancer		Female			Male			Total		
		No.	%	IR	No.	%	IR	No.	%	IR
C02 / Tongue, other		4	0.42	0.48	3	0.31	0.35	7	0.73	0.42
C03 / Gum		1	0.10	0.12	1	0.10	0.12	2	0.21	0.12
C06 / Mouth - other		1	0.10	0.12	0	0.00	0.00	1	0.10	0.06
C07 / Parotid Gland		2	0.21	0.24	0	0.00	0.00	2	0.21	0.12
C08 / Mouth Glands		1	0.10	0.12	1	0.10	0.12	2	0.21	0.12
C10 / Oropharynx		2	0.21	0.24	0	0.00	0.00	2	0.21	0.12
C11 / Nasopharynx		2	0.21	0.24	3	0.31	0.35	5	0.52	0.30
C14 / Pharynx		1	0.10	0.12	1	0.10	0.12	2	0.21	0.12
C15 / Esophagus		0	0.00	0.00	3	0.31	0.35	3	0.31	0.18
C16 / Stomach		13	1.36	1.57	16	1.67	1.87	29	3.03	1.72
C18 / Colon		20	2.09	2.41	25	2.62	2.93	45	4.71	2.67
C19 / Recto sigmoid Junction		2	0.21	0.24	0	0.00	0.00	2	0.21	0.12
C20 / Rectum		15	1.57	1.81	11	1.15	1.29	26	2.72	1.54
C21 / Anus & Anal Canal		1	0.10	0.12	1	0.10	0.12	2	0.21	0.12
C22 / Liver & Bile Ducts		7	0.73	0.84	14	1.46	1.64	21	2.20	1.25
C23 / Gallbladder		0	0.00	0.00	6	0.63	0.70	6	0.63	0.36
C25 / Pancreas		7	0.73	0.84	11	1.15	1.29	18	1.88	1.07
C30 / Nasal Cavity		0	0.00	0.00	1	0.10	0.12	1	0.10	0.06
C32 / Larynx		5	0.52	0.60	16	1.67	1.87	21	2.20	1.25
C34 / Bronchus & Lung		26	2.72	3.14	41	4.29	4.80	67	7.01	3.98
C40 / Bone & Cartilage, Limbs		0	0.00	0.00	2	0.21	0.23	2	0.21	0.12
C41 / Bones & Cartilage, other		1	0.10	0.12	1	0.10	0.12	2	0.21	0.12
C42/ Reticulo endothelial & Hemato poietic System	Chronic Myelo proliferative Disorders	0	0.00	0.00	2	0.21	0.23	2	0.21	0.12
	Leukemia	18	1.88	2.17	19	1.99	2.23	37	3.87	2.20
	Myelodys Plastic Syndromes	0	0.00	0.00	2	0.21	0.23	2	0.21	0.12
	Plasma Cell Tumor	3	0.31	0.36	2	0.21	0.23	5	0.52	0.30
C44 / Skin, other		13	1.36	1.57	12	1.26	1.41	25	2.62	1.49
C48 / Peritoneum		1	0.10	0.12	0	0.00	0.00	1	0.10	0.06
C49 / Soft Tissues		3	0.31	0.36	8	0.84	0.94	11	1.15	0.65
C50 / Breast		267	27.93	32.20	3	0.31	0.35	270	28.24	16.04
C51 / Vulva		1	0.10	0.12	0	0.00	0.00	1	0.10	0.12
C53 / Cervix Uteri		2	0.21	0.24	0	0.00	0.00	2	0.21	0.24

Code / Cancer		Female			Male			Total		
		No.	%	IR	No.	%	IR	No.	%	IR
C54 / Corpus Uteri		10	1.05	1.21	0	0.00	0.00	10	1.05	1.21
C55 / Uterus Unspecified		30	3.14	3.62	0	0.00	0.00	30	3.14	3.62
C56 / Ovary		34	3.56	4.10	0	0.00	0.00	34	3.56	4.10
C58 / Placenta		2	0.21	0.24	0	0.00	0.00	2	0.21	0.24
C61 / Prostate		0	0.00	0.00	38	3.97	4.45	38	3.97	4.45
C62 / Testis		0	0.00	0.00	8	0.84	0.94	8	0.84	0.94
C64 / Kidney		11	1.15	1.33	23	2.41	2.69	34	3.56	2.02
C67 / Urinary Bladder		7	0.73	0.84	17	1.78	1.99	24	2.51	1.43
C69 / Eye & Adnexa		3	0.31	0.36	1	0.10	0.12	4	0.42	0.24
C70 / Meninges		4	0.42	0.48	3	0.31	0.35	7	0.73	0.42
C71 / Brain		13	1.36	1.57	20	2.09	2.34	33	3.45	1.96
C72 / Nervous System, Other		0	0.00	0.00	1	0.10	0.12	1	0.10	0.06
C73 / Thyroid Gland		19	1.99	2.29	8	0.84	0.94	27	2.82	1.60
C74 / Adrenal gland		2	0.21	0.24	0	0.00	0.00	2	0.21	0.12
C75 / Endocrine Gland, other		2	0.21	0.24	3	0.31	0.35	5	0.52	0.30
C76 / Unspecified Site		1	0.10	0.12	1	0.10	0.12	2	0.21	0.12
C80 / Unknown Primary Site		13	1.36	1.57	4	0.42	0.47	17	1.78	1.01
C77/ Lymph nodes	Hodgkin Lymphomas	7	0.73	0.84	4	0.42	0.47	11	1.15	0.65
	Non-Hodgkin Lymphoma	18	1.88	2.17	25	2.62	2.93	43	4.50	2.55
Total		595	62.24	71.75	361	37.76	42.29	956	100	56.80

Results

Morphology of Top Ten Cancers in Iraq 2020

3.5. Morphology of the top ten cancers in Iraq in 2020:

3.5.1 Morphology of the top ten cancers in the males, Iraq, 2020

Figure No.; (68-77) shows the morphology of the top ten cancers in the males in Iraq during the year 2020.

Figure No.; (68) Bronchus & Lung cancer in the males by the type of morphology, Iraq, 2020

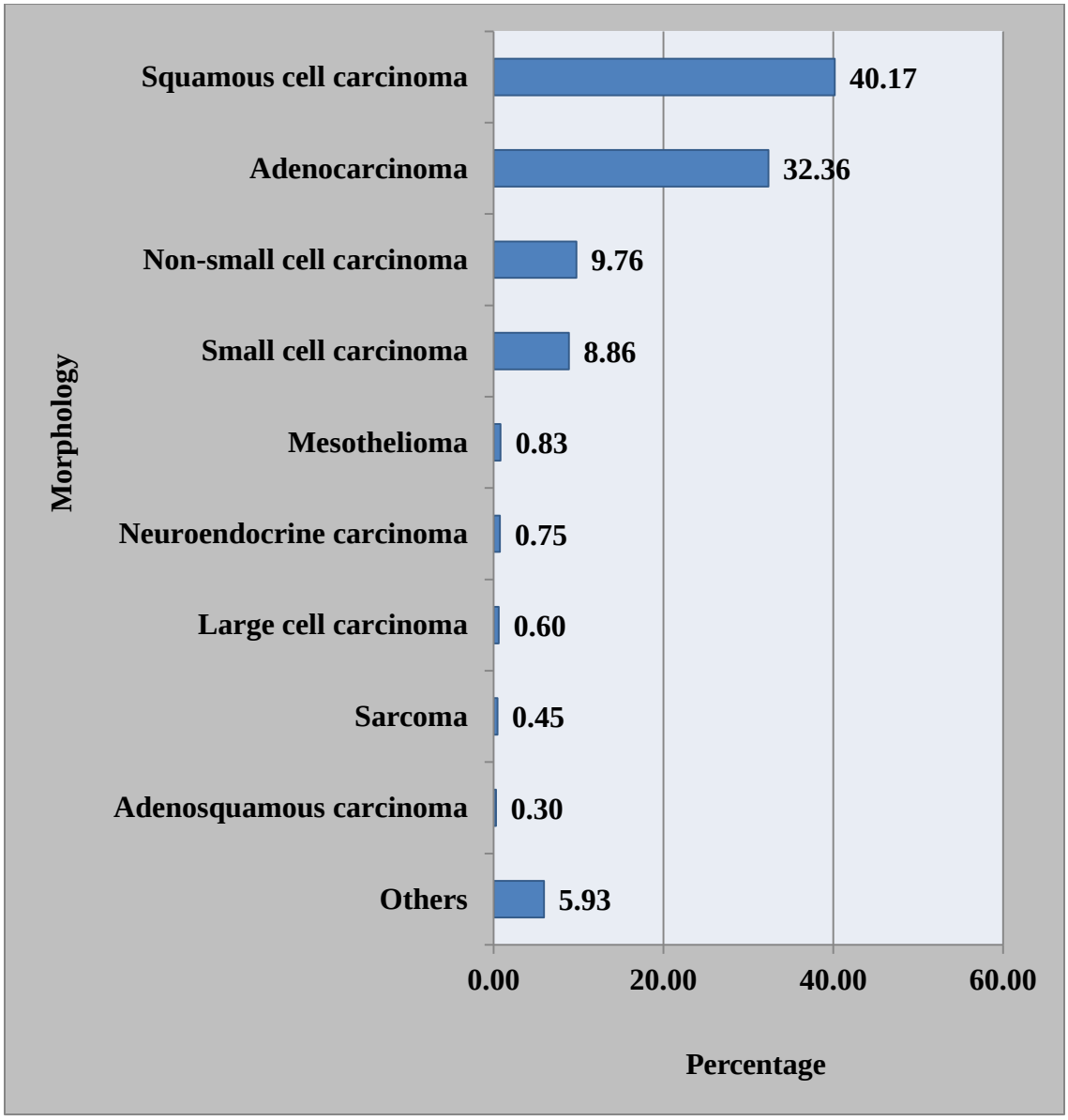

Figure No.; (69) Colorectal cancer in the males by the type of morphology, Iraq, 2020

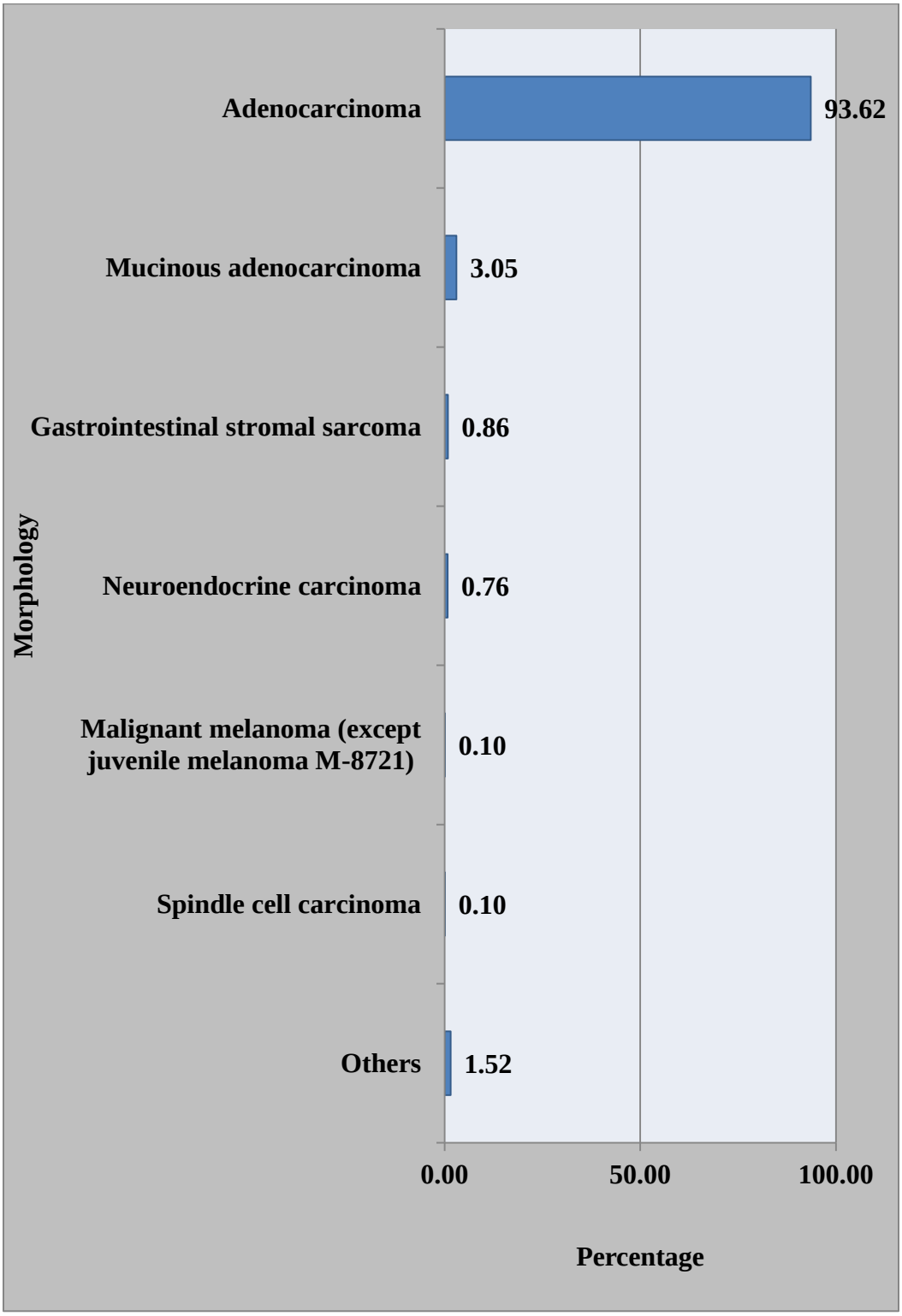

Figure No.; (70) Urinary bladder cancer in the males by the type of morphology, Iraq, 2020

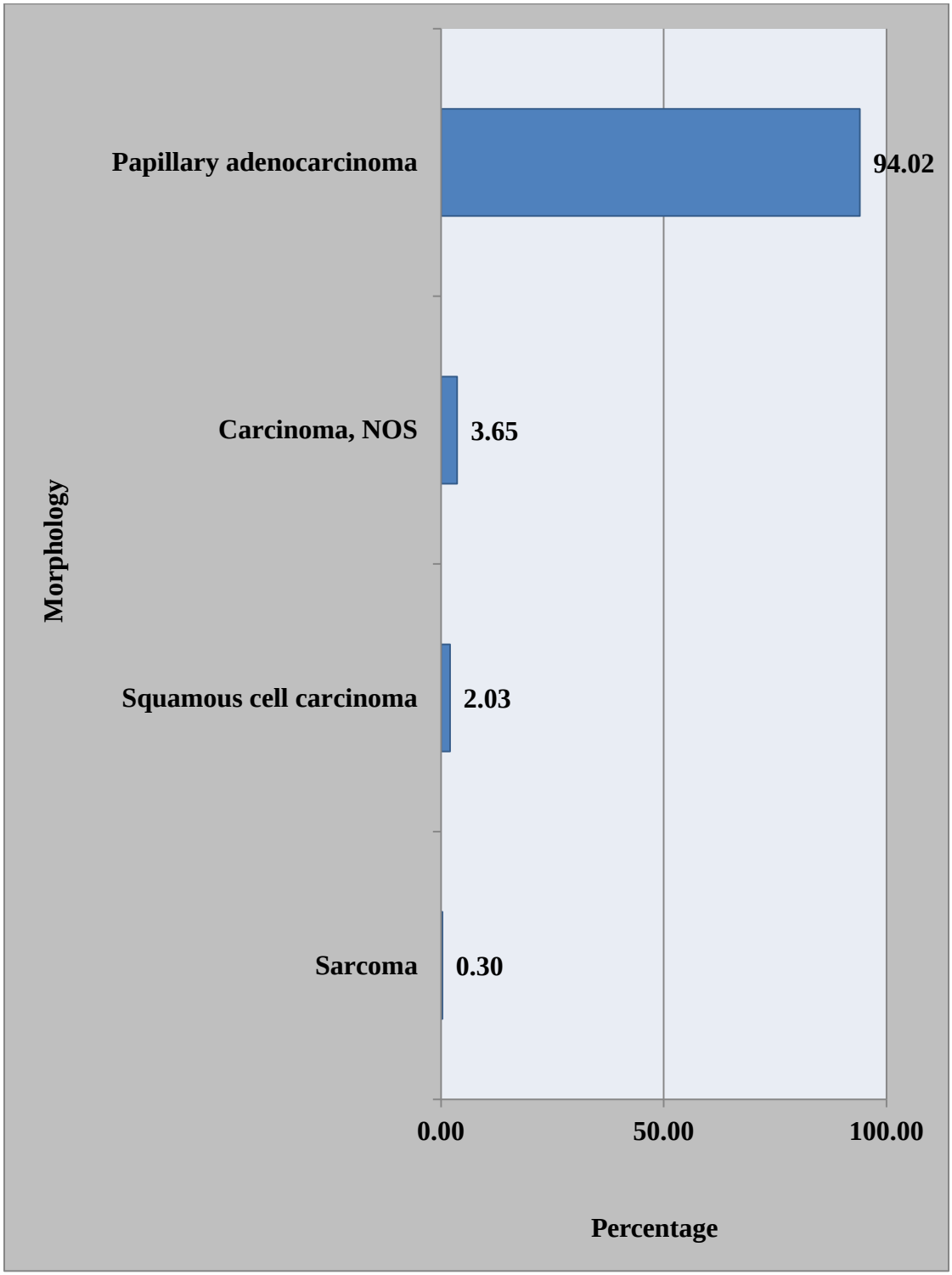

Figure No.; (71) Prostate cancer in the males by the type of morphology, Iraq, 2020

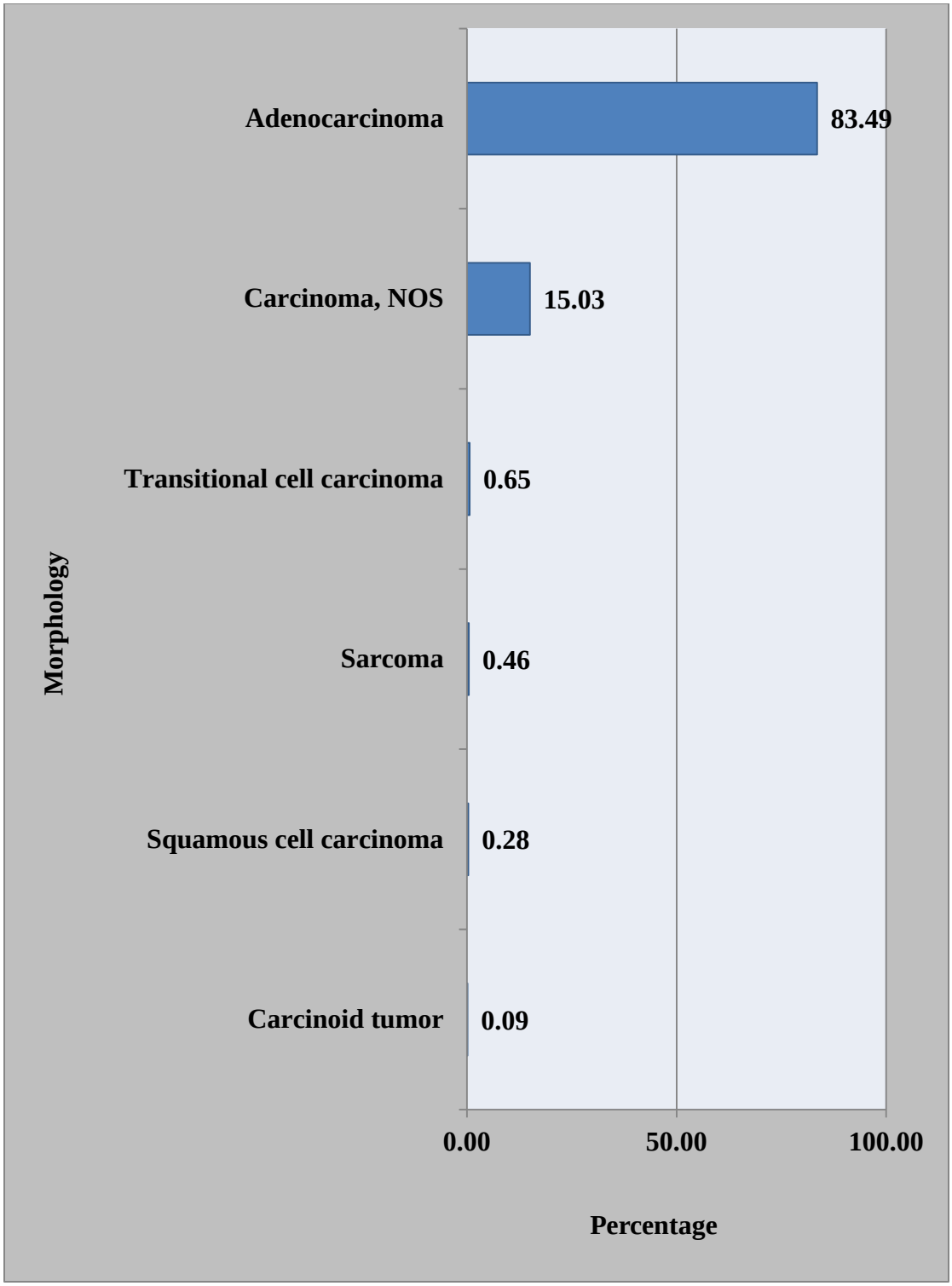

Figure No.; (72) Brain & other CNS in the males by the type of morphology, Iraq, 2020

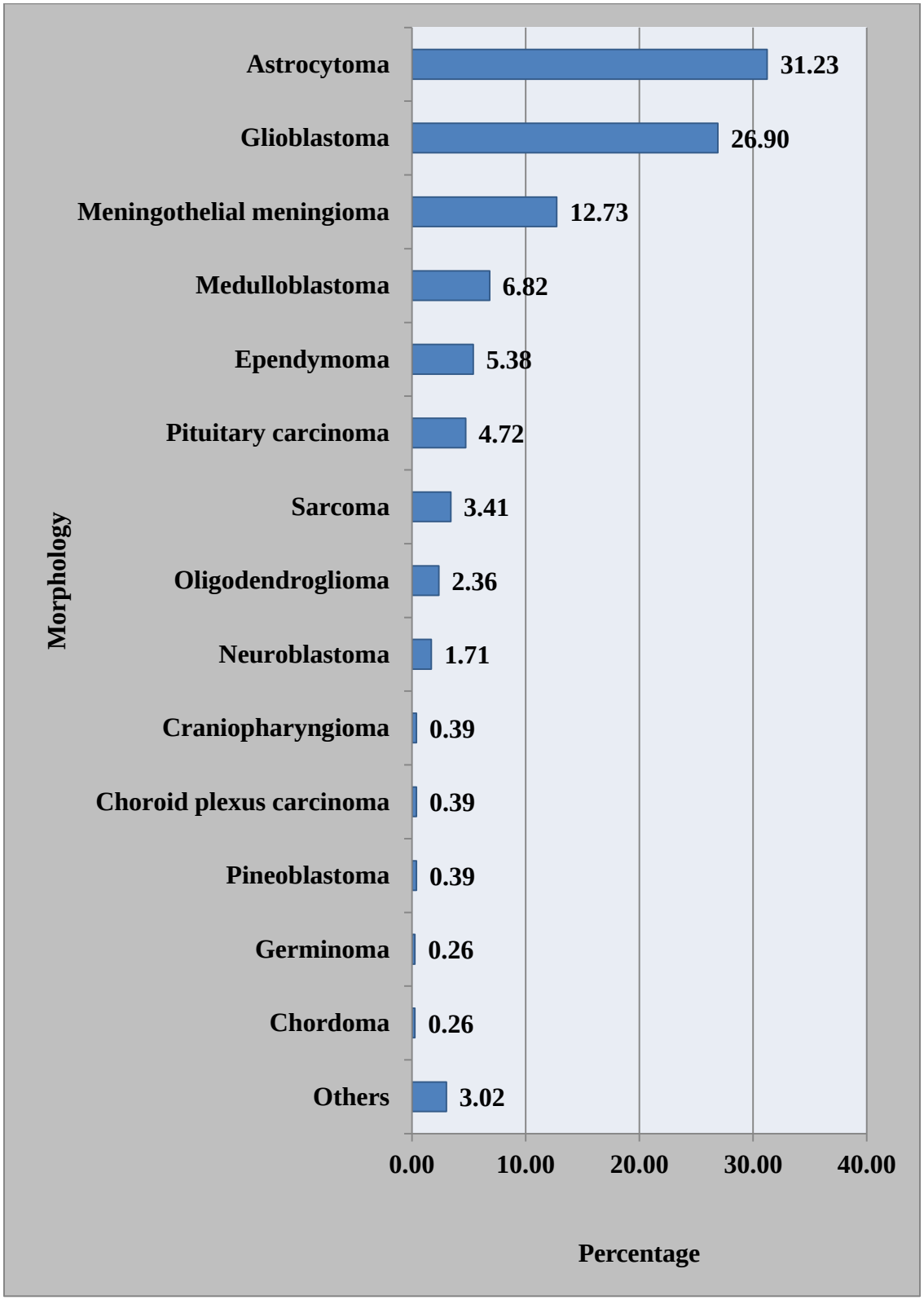

Figure No.; (73) Leukemia in the males by the type of morphology, Iraq, 2020

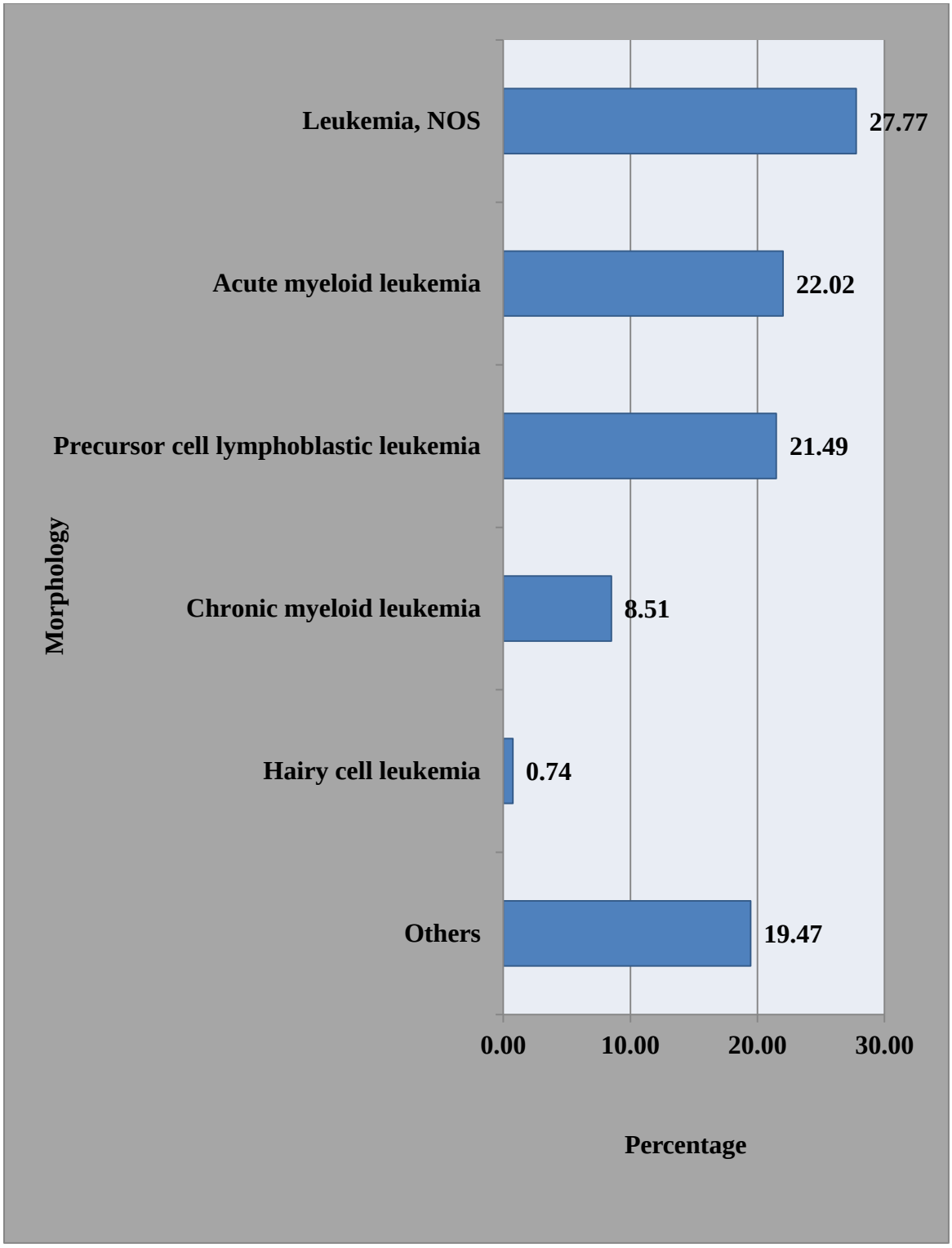

Figure No.; (74) Non-Hodgkin lymphomas in the males by the type of morphology, Iraq, 2020

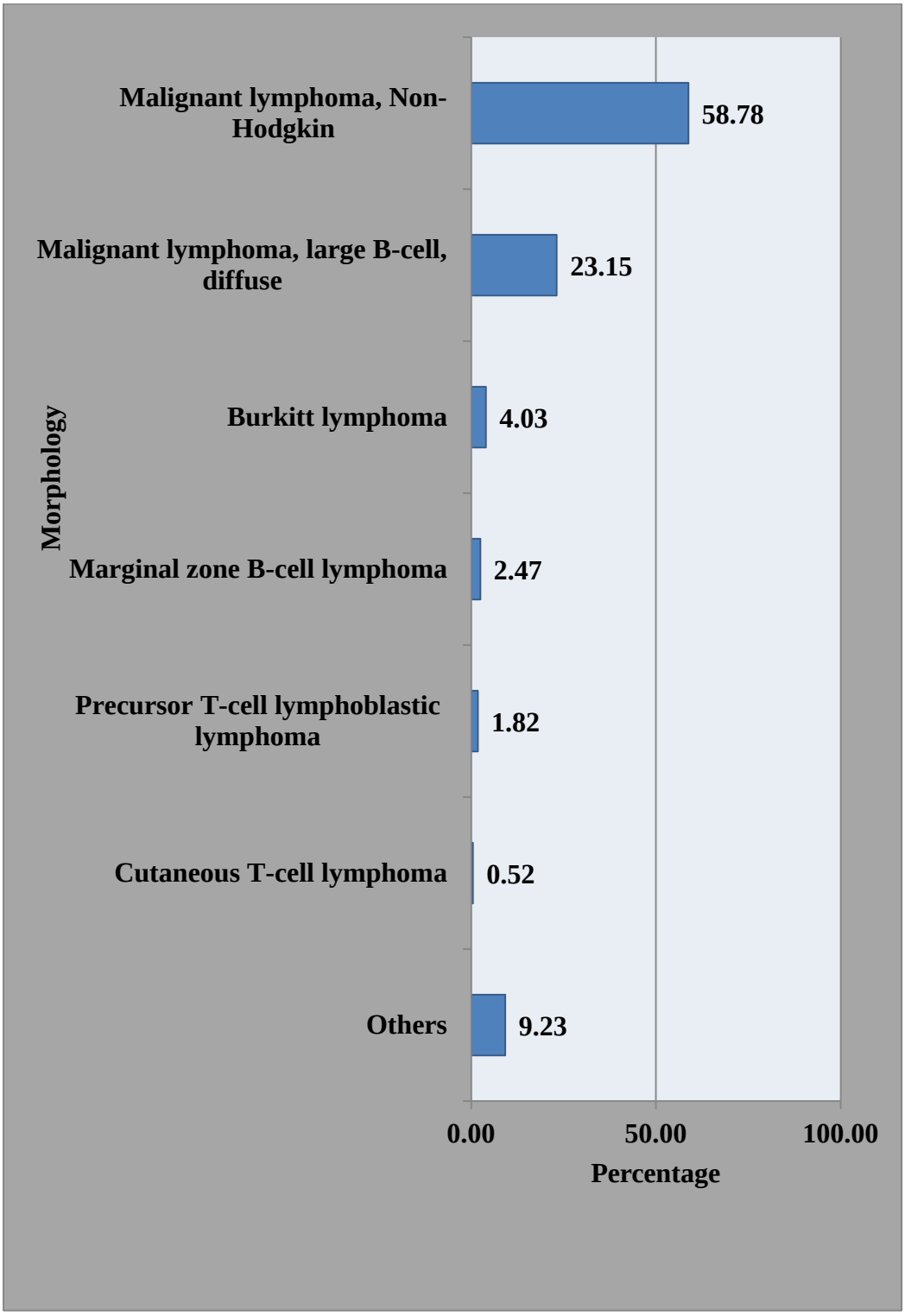

Figure No.; (75) Stomach cancer in the males by the type of morphology, Iraq, 2020



Figure No.; (76) Kidney cancer in the males by the type of morphology, Iraq, 2020

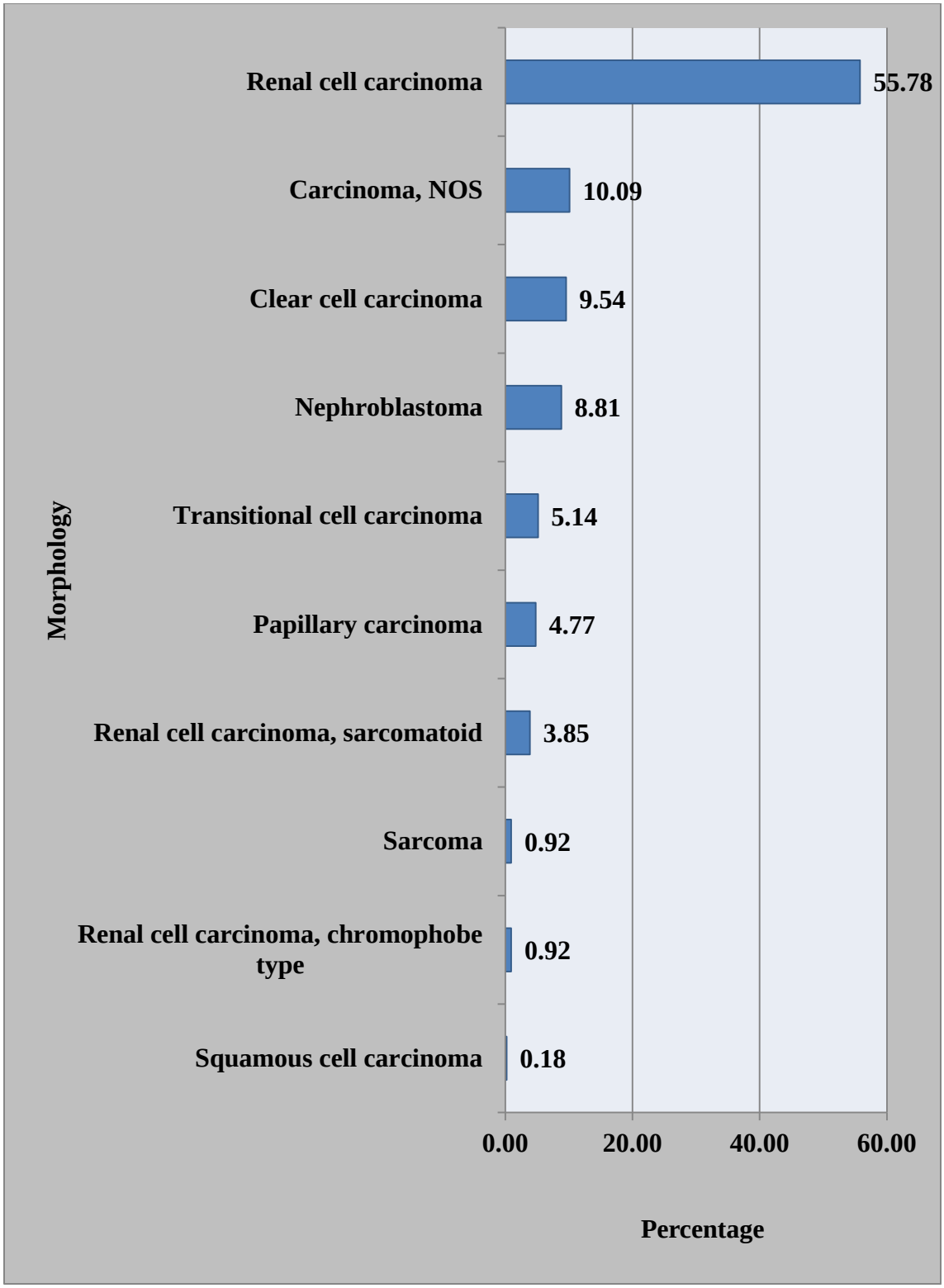

Figure No.; (77) Pancreas cancer in the males by the type of morphology, Iraq, 2020

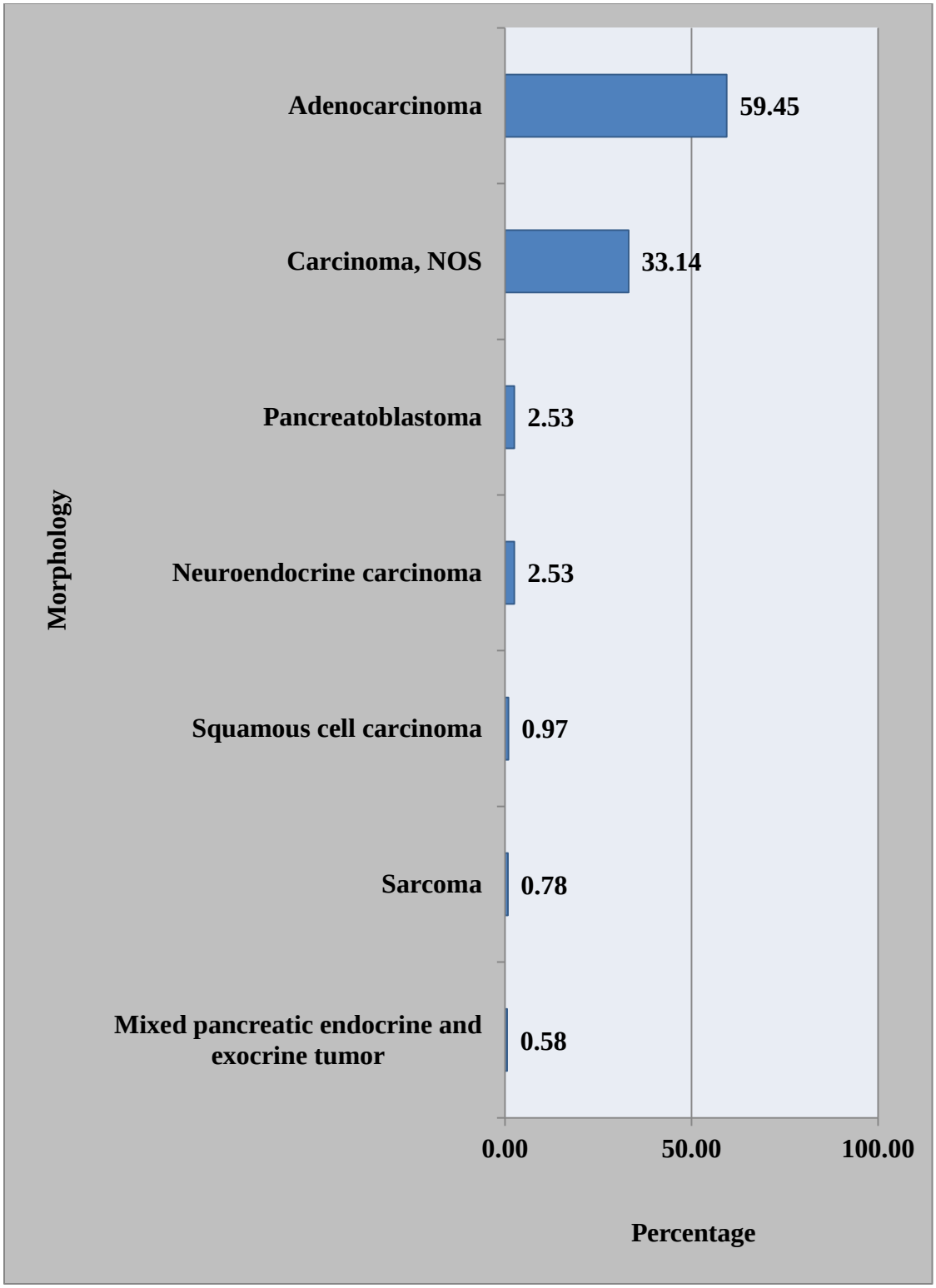

3.5.2. Morphology of the top ten cancers in the females, Iraq, 2020.

Figure No.; (78-87) shows the morphology of the top ten cancers in the females in Iraq during the year 2020

Figure No.; (78) Breast cancer in the females by the type of morphology, Iraq, 2020

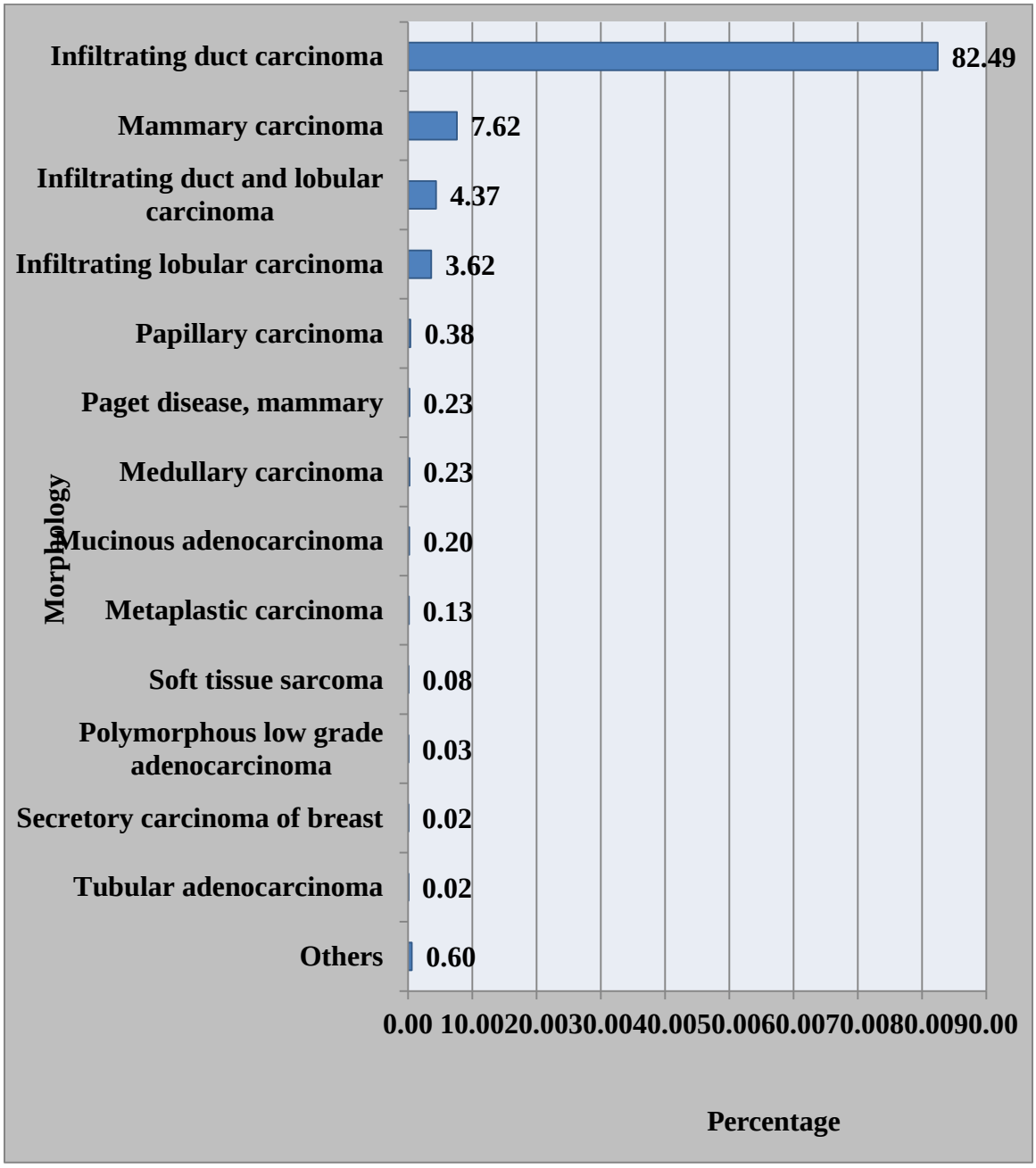

Figure No.; (79) Thyroid Gland cancer in the females by the type of morphology, Iraq, 2020



Figure No.; (80) Colorectal cancer in the females by the type of morphology, Iraq, 2020

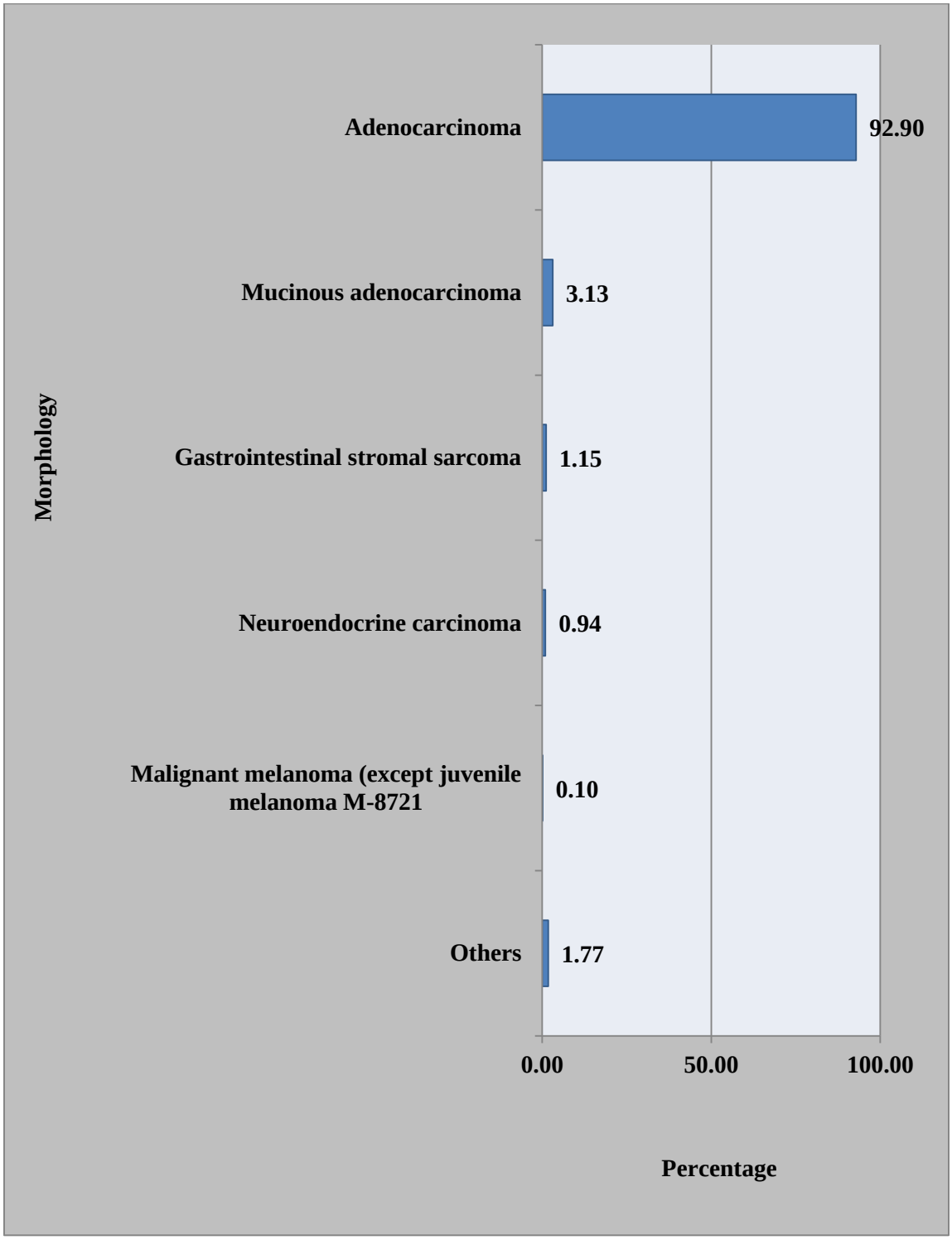

Figure No.; (81) Brain & other CNS tumor in the females by the type of morphology, Iraq, 2020

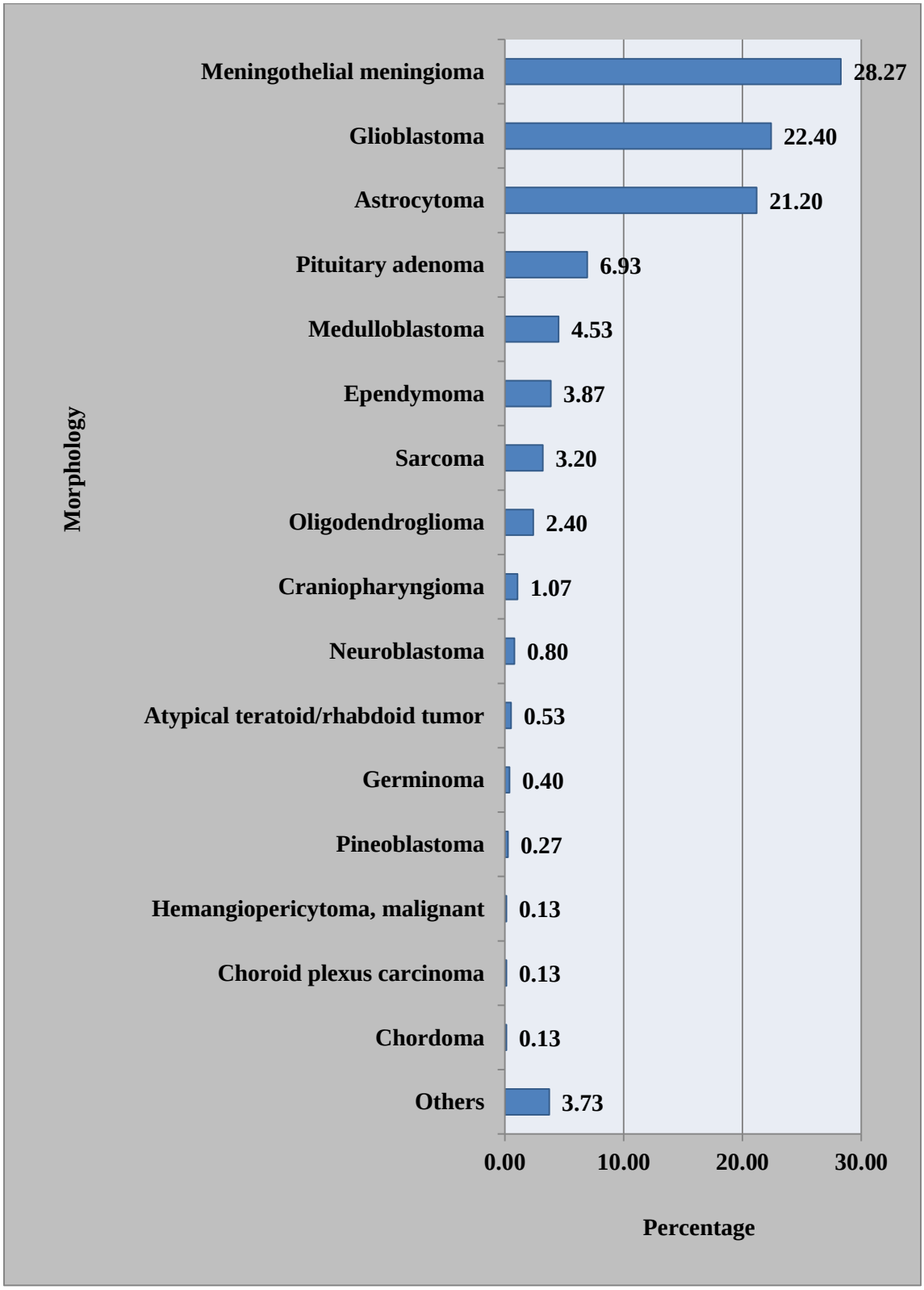

Figure No.; (82) Bronchus & Lung cancer in the female by the type of morphology, Iraq, 2020

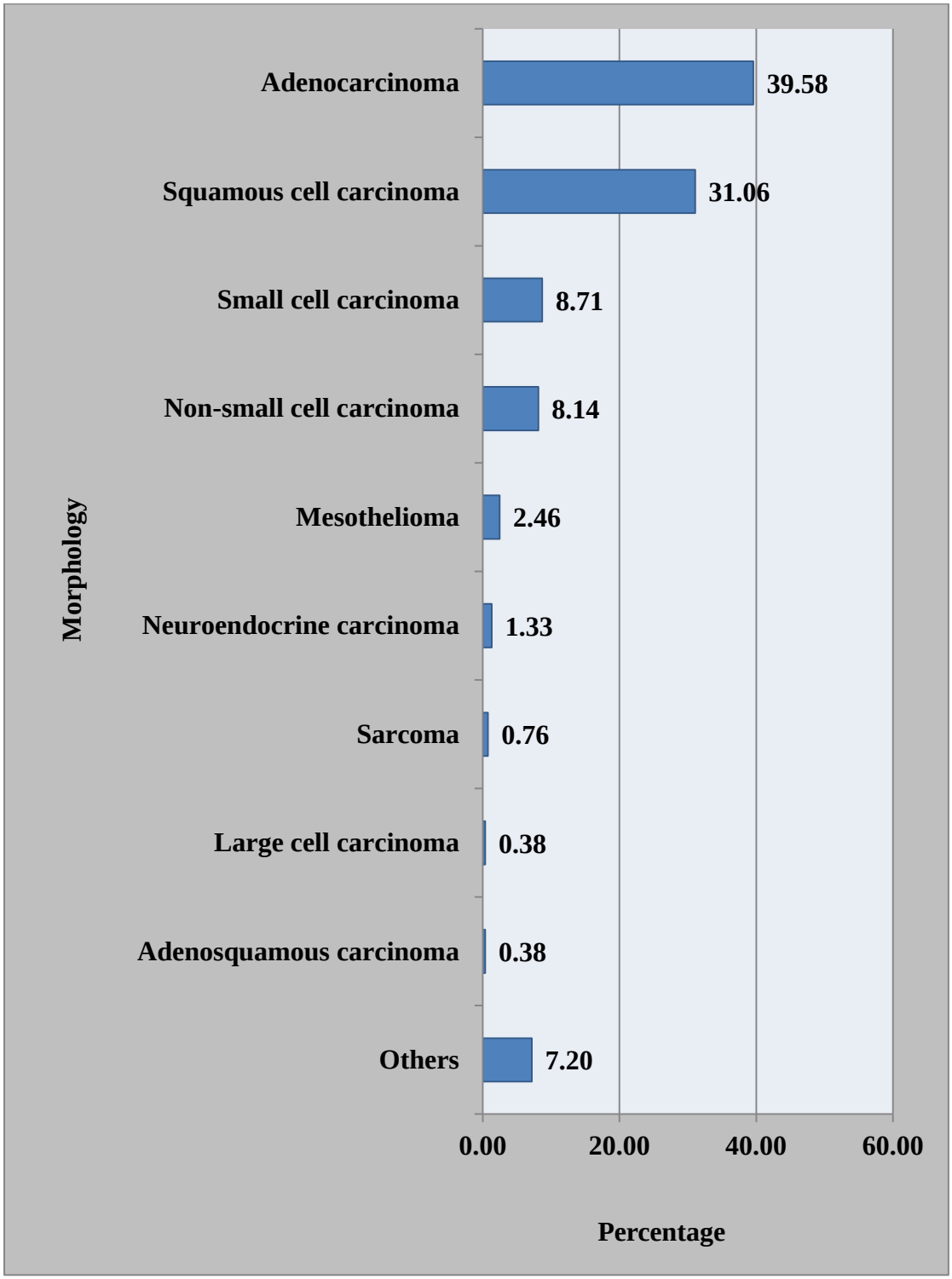

Figure No.; (83) Leukemia in the females by the type of morphology, Iraq, 2020

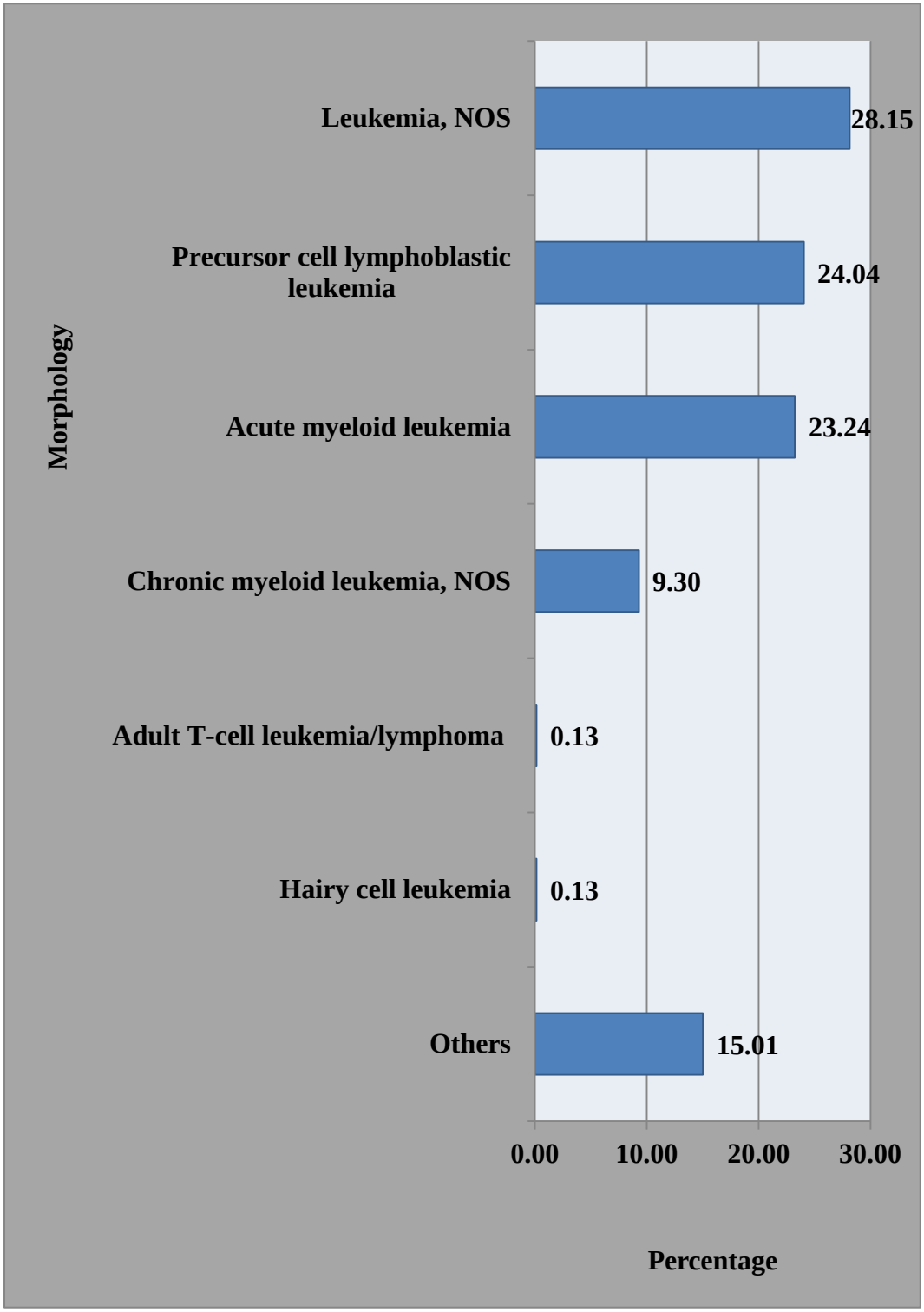

Figure No.; (84) Ovary cancer in the females by the type of morphology, Iraq, 2020



Figure No.; (85) Uterus Unspecified cancer in the females by the type of morphology, Iraq, 2020

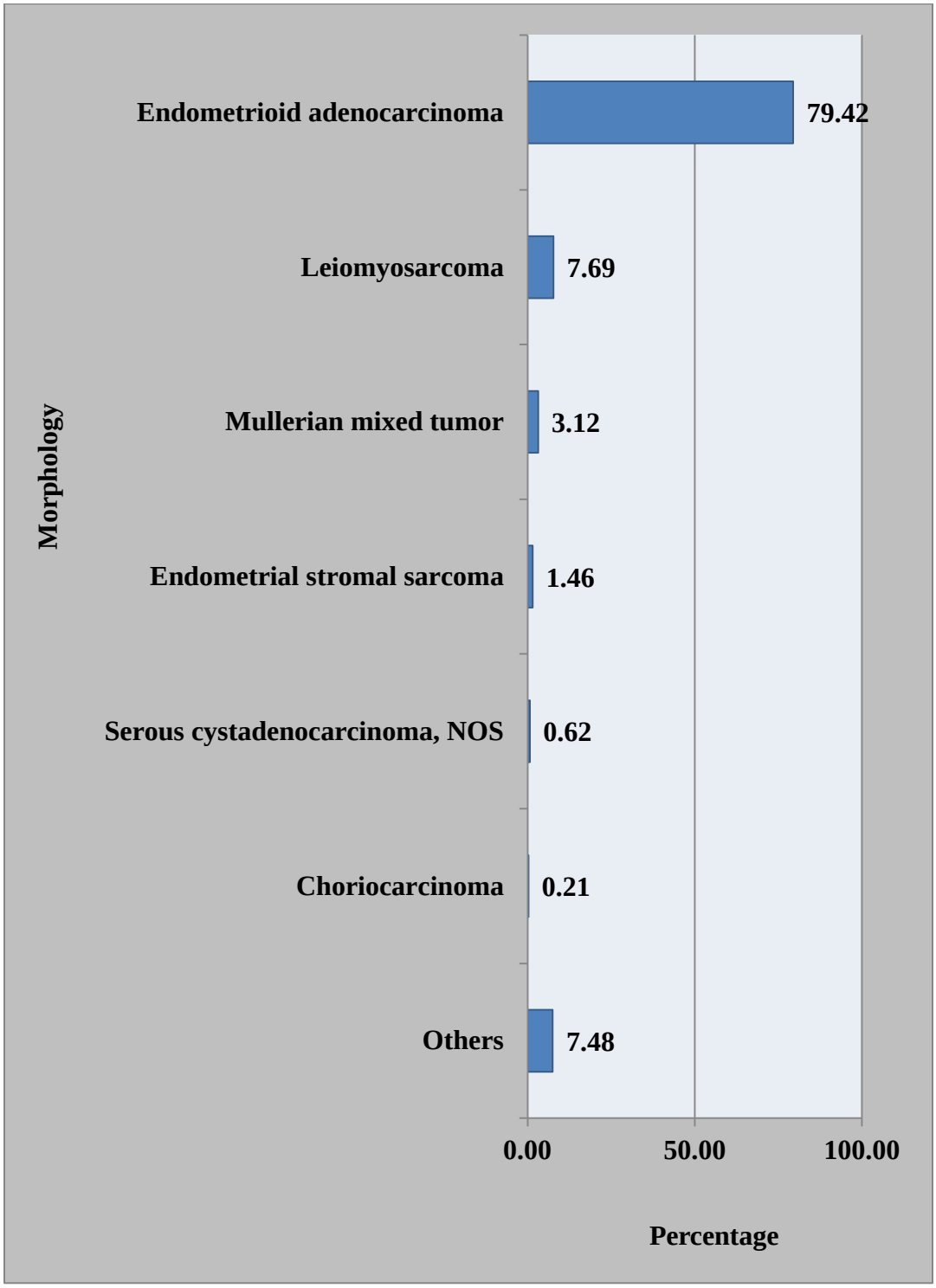

Figure No.; (86) Non-Hodgkin Lymphoma in the females by the type of morphology, Iraq, 2020

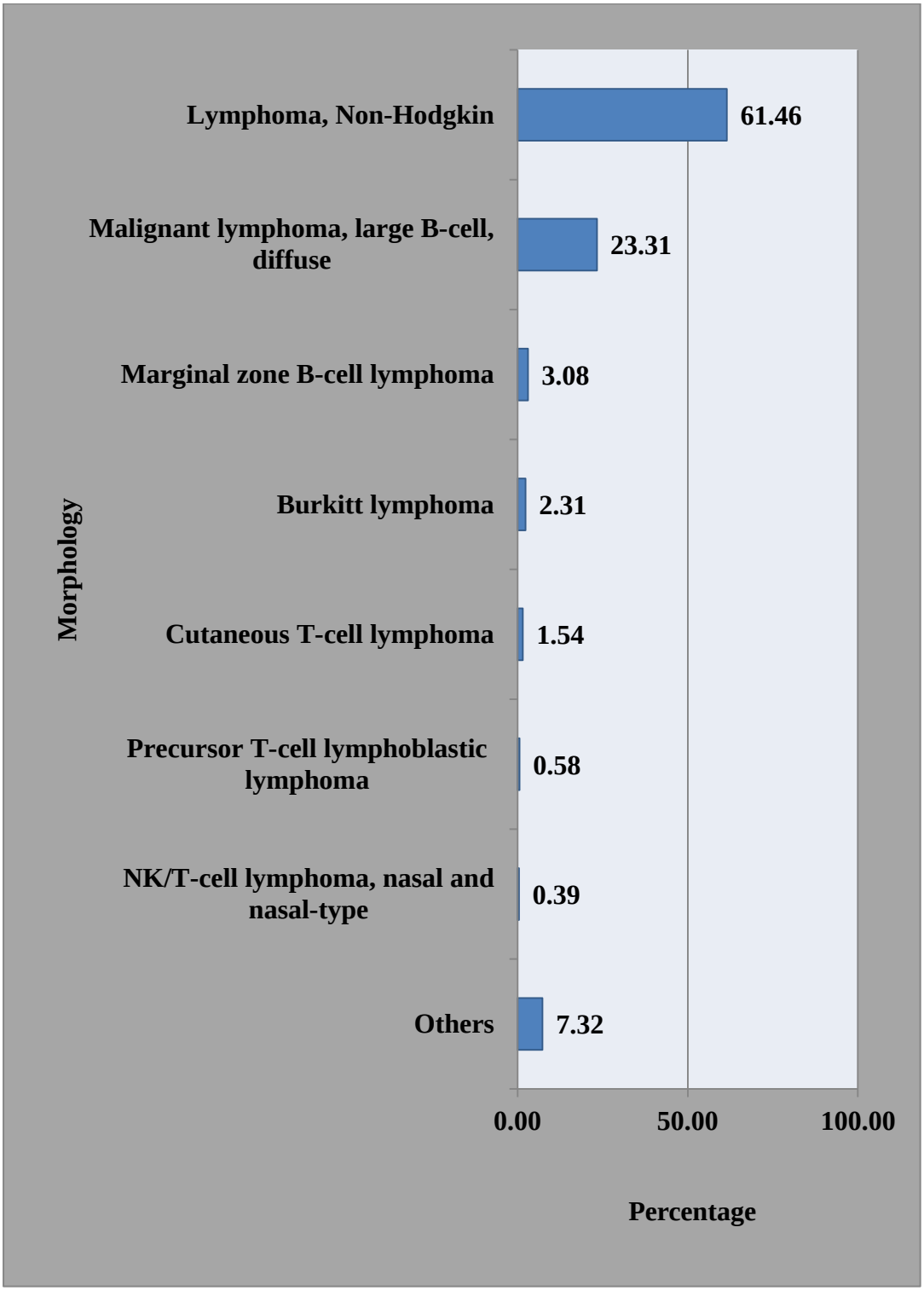

Figure No.; (87) Unknown Primary Site cancer in the females by the type of morphology, Iraq, 2020

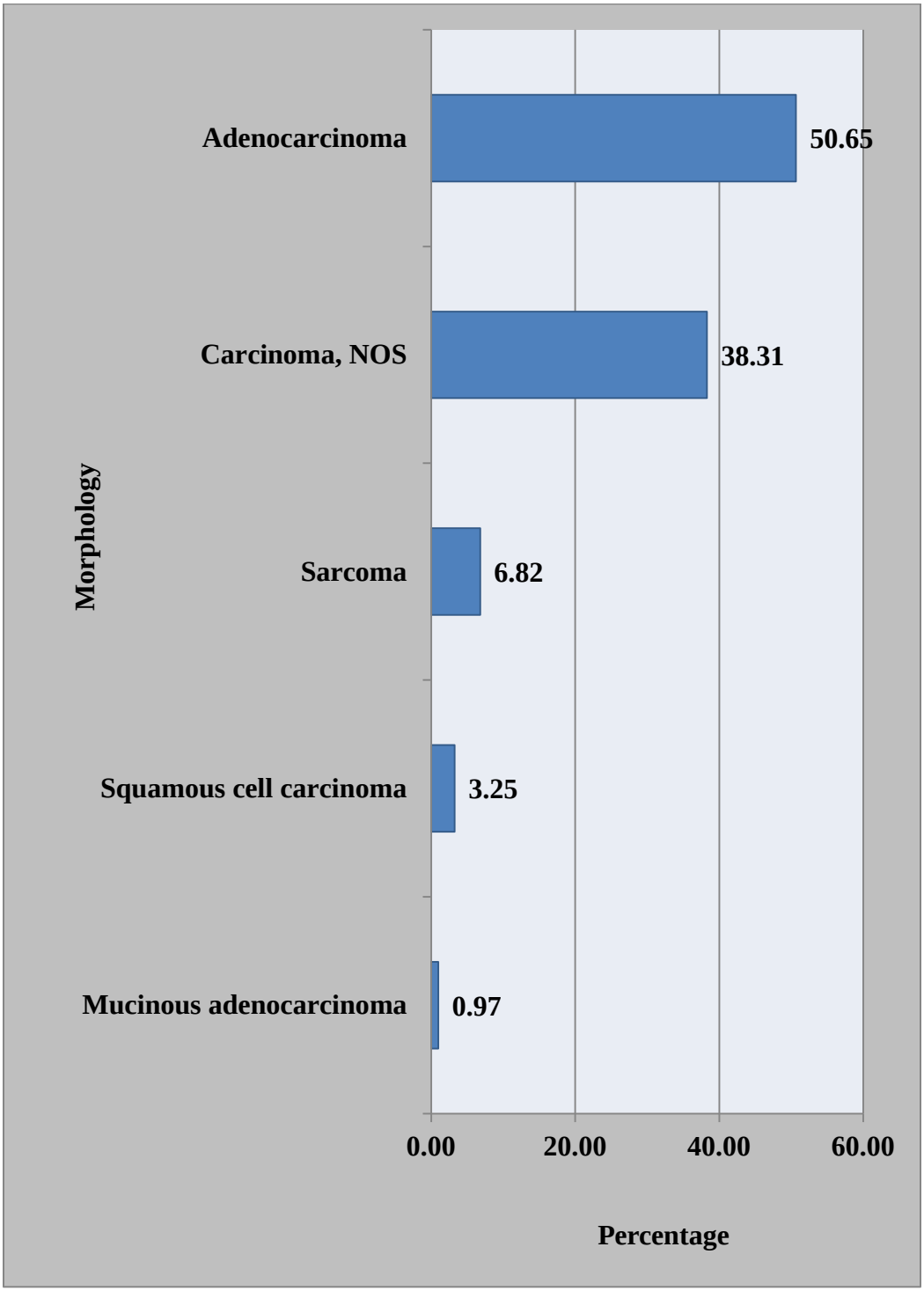

Results

Child Cancer 0-14 Years in Iraq 2020

3.6. Child cancer 0-14 years in Iraq in 2020:

3.6.1. Distribution and the incidence rate of the top ten cancers in children 0-14 year, Iraq, 2020:

Table No.; (90) Distribution of top ten cancers in children 0-14 year, Iraq, 2020

Top ten, total		No.	%
1	Leukemia	547	31.44
2	Brain & other CNS	333	19.14
3	Non-Hodgkin Lymphoma	155	8.91
4	Hodgkin Lymphomas	117	6.72
5	Kidney	113	6.49
6	Bones & Cartilage, Limbs, other	101	5.80
7	Soft Tissues	69	3.97
8	Eye & Adnexa	55	3.16
9	Adrenal Gland	44	2.53
10	Unspecified Site	30	1.72
Total top ten		1,564	89.89
Total other site		176	10.11
Total		1,740	100.00%

Figure No.; (88) Incidence rate of the top ten cancers in children 0-14 year /100, 000 children 0-14 year populations, Iraq, 2020

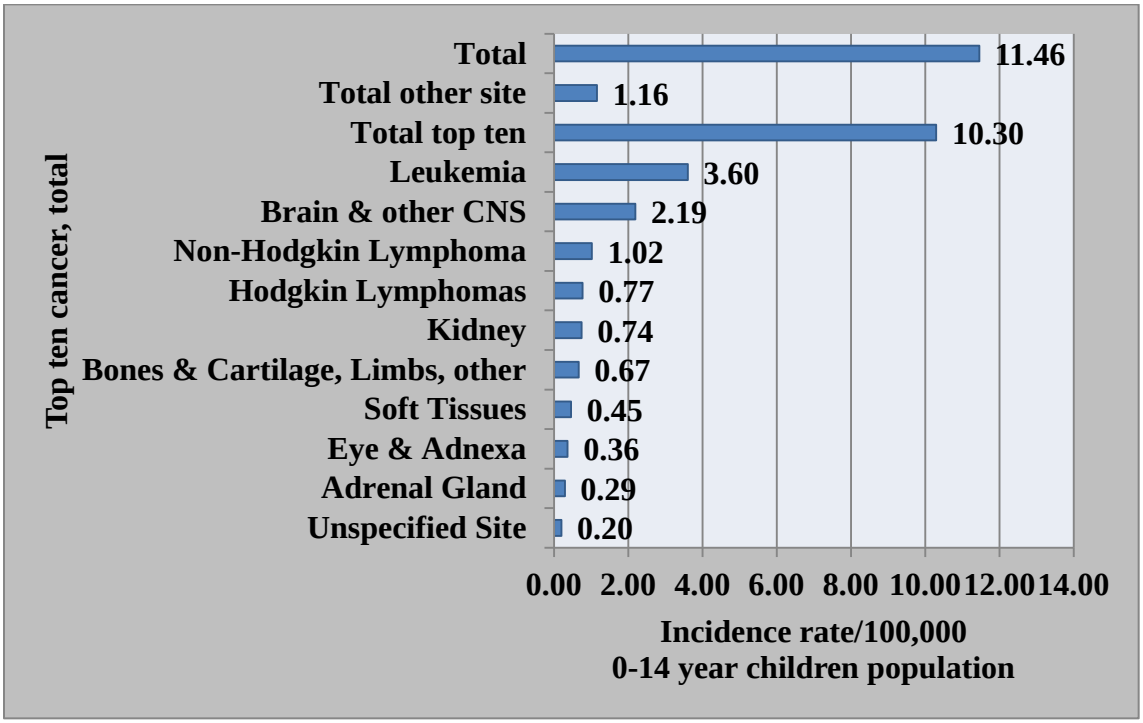

3.6.2. Distribution and the incidence rate of the top ten cancers in male children 0-14 year, Iraq, 2020:

Table No.; (91) Distribution of the top ten cancers in male children 0-14 year, Iraq, 2020

Top ten, male		No.	%
1	Leukemia	310	31.09
2	Brain & other CNS	183	18.36
3	Non-Hodgkin Lymphoma	105	10.53
4	Hodgkin Lymphomas	82	8.22
5	Bone & Cartilage, Limbs, other	63	6.32
6	Kidney	57	5.72
7	Soft Tissues	41	4.11
8	Adrenal Gland	26	2.61
9	Eye & Adnexa	22	2.21
10	Testis	21	2.11
Total top ten		910	91.27
Total other site		87	8.73
Total		997	100.00%

Figure No.; (89) Incidence rate of the top ten cancers in male children 0-14 year /100, 000 male children 0-14 year populations, Iraq, 2020

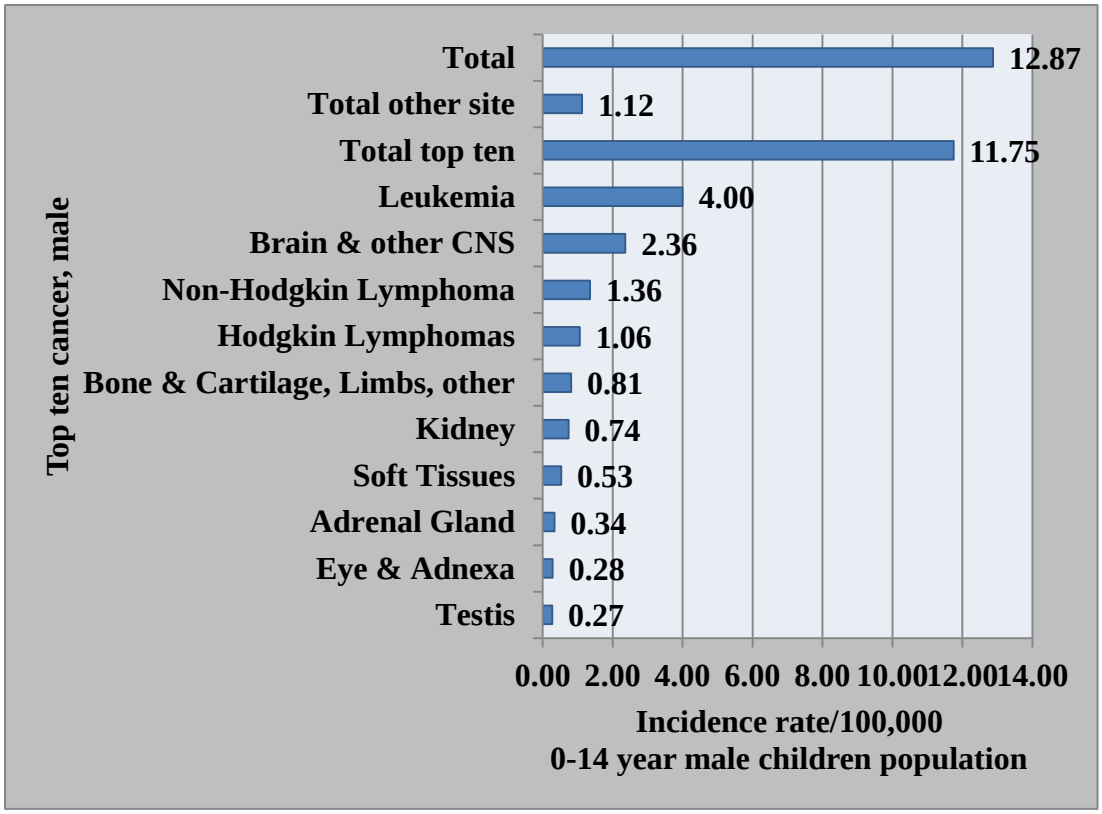

3.6.3. Distribution and the incidence rate of the top ten cancers in female children 0-14 year, Iraq, 2020:

Table No.; (92) Distribution of the top ten cancers in female children 0-14 year, Iraq, 2020

Top ten, female		No.	%
1	Leukemia	237	31.90
2	Brain & other CNS	150	20.19
3	Kidney	56	7.54
4	Non-Hodgkin Lymphoma	50	6.73
5	Bone & Cartilage, Limbs, other	38	5.11
6	Hodgkin Lymphomas	35	4.71
7	Eye & Adnexa	33	4.44
8	Soft Tissues	28	3.77
9	Adrenal Gland	18	2.42
10	Ovary	18	2.42
Total top ten		663	89.23
Total other site		80	10.77
Total		743	100.00%

Figure No.; (90) Incidence rate of the top ten cancers in female children 0-14 year /100, 000 female children 0-14 year populations, Iraq, 2020

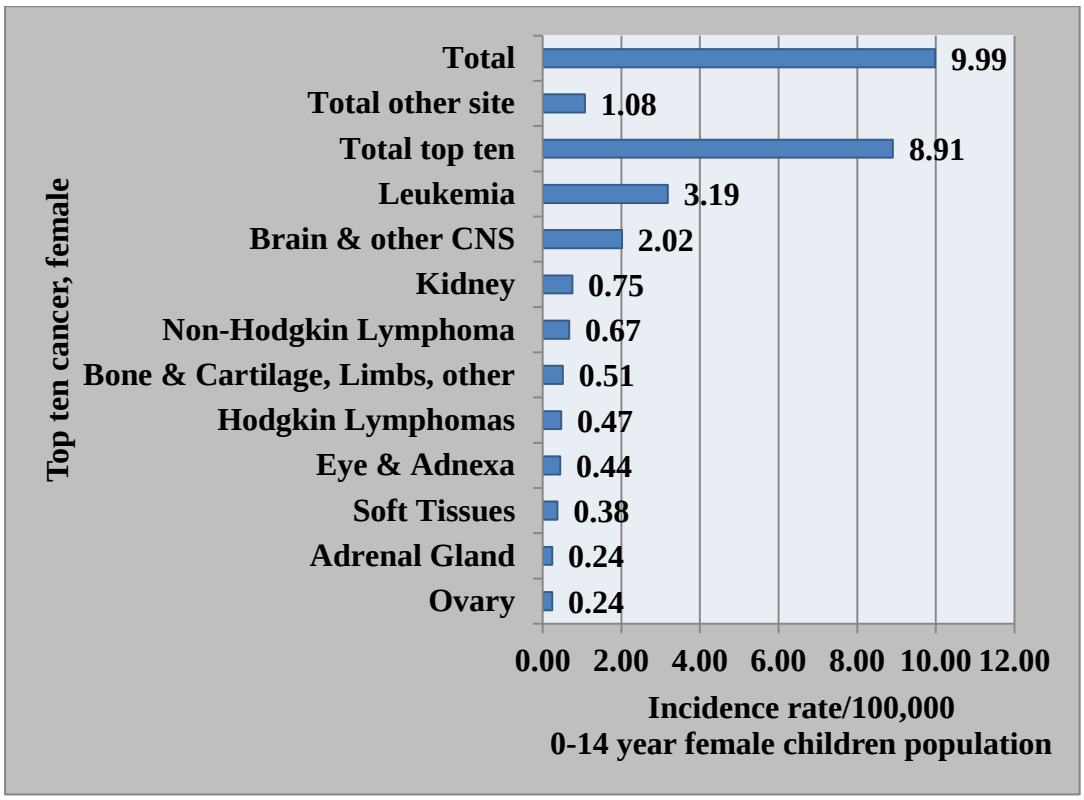

3.6.4. Distribution and the incidence rate of the top ten cancers in children 0-14year by site and age group, Iraq, 2020

Table No.; (93), Figure No.; (91) shows the distribution and the incidence rate of the top ten cancers in Iraq in children by site and age group.

Table No.; (93) Distribution of the top ten cancers in children 0-14 year by site and age group, Iraq, 2020

Top Ten, Total		0 - <5		5 - <10	10 - <15	Total
		0 - <1	1 - <5			
1	Leukemia	6	210	205	126	547
2	Brain & other CNS	4	104	135	90	333
3	Non-Hodgkin Lymphoma	0	43	59	53	155
4	Hodgkin Lymphomas	0	19	47	51	117
5	Kidney	1	73	30	9	113
6	Bone & Cartilage, Limbs, other	1	13	33	54	101
7	Soft Tissues	2	21	25	21	69
8	Eye & Adnexa	6	42	5	2	55
9	Adrenal Gland	2	28	10	4	44
10	Unspecified Site	2	13	11	4	30
Total Top Ten		24	566	560	414	1,564
Total other Site		7	71	42	56	176
Total		31	637	602	470	1,740
Percentage		1.78	36.61	34.60	27.01	100.00%

Figure No.; (91) Incidence rate of the top ten cancers in children 0-14 year /100,000 children 0-14 year populations by age group, Iraq, 2020

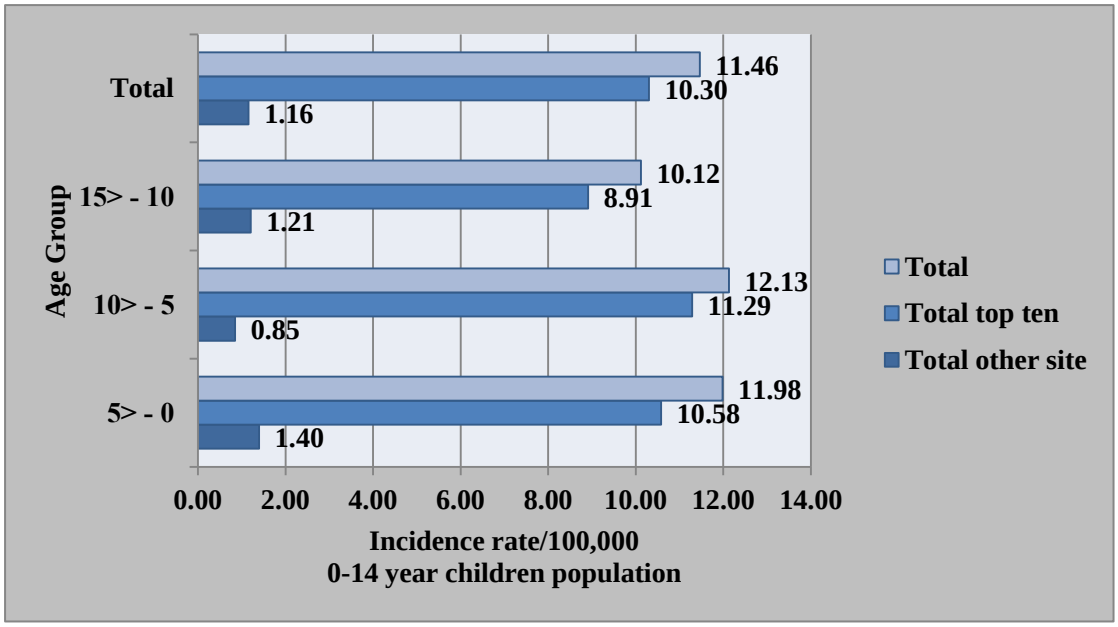

3.6.5. Distribution of the top ten cancers in children 0-14year by site and governorates, Iraq, 2020:

Table No.; (94), Figure No.; (92) shows the distribution and the incidence rate of the top ten cancers in Iraq in children by site and governorates.

Table No.; (94) Distribution of the top ten cancers in children 0-14year by site and governorates, Iraq, 2020

Top ten, total	Al-Anbar	Al-Basra	Al-Muthana	Al-Najaf	Al-Qadeseya	Al-Sulaimaniya	Babil	Baghdad	Diyala	Duhok	Erbil	Karbala	Kirkuk	Misan	Nineveh	Salah Al-Deen	ThiQar	Wasit	Total
Leukemia	23	66	15	18	20	14	33	106	23	26	27	29	10	17	41	23	32	24	547
Brain & other CNS	16	31	8	11	18	19	16	85	14	12	9	13	8	6	24	9	21	13	333
Non-Hodgkin Lymphoma	15	14	4	8	7	5	10	21	3	2	6	4	7	5	14	10	9	11	155
Hodgkin Lymphomas	13	9	9	3	1	8	8	20	6	5	7	3	3	1	4	7	6	4	117
Kidney	3	11	4	5	2	4	6	23	4	4	10	8	3	1	7	6	7	5	113
Bone & Cartilage, Limbs, other	4	12	3	3	3	8	9	21	4	5	3	4	1	2	8	4	4	3	101
Soft Tissues	0	13	1	0	5	4	4	16	3	0	2	4	1	3	7	2	3	1	69
Eye & Adnexa	1	8	1	2	1	1	4	13	3	2	2	1	4	0	2	3	6	1	55
Adrenal Gland	1	7	0	2	0	0	0	6	4	1	7	1	1	0	11	1	2	0	44
Unspecified Site	0	2	0	0	0	1	1	13	1	0	1	1	0	2	4	2	1	1	30
Total	76	173	45	52	57	64	91	324	65	57	74	68	38	37	122	67	91	63	1564
Percentage	4.86	11.06	2.88	3.32	3.64	4.09	5.82	20.72	4.16	3.64	4.73	4.35	2.43	2.37	7.80	4.28	5.82	4.03	100.00

Figure No.; (92) Incidence rate of the top ten cancers in children 0-14 year /100,000 children 0-14 year populations by governorates, Iraq, 2020

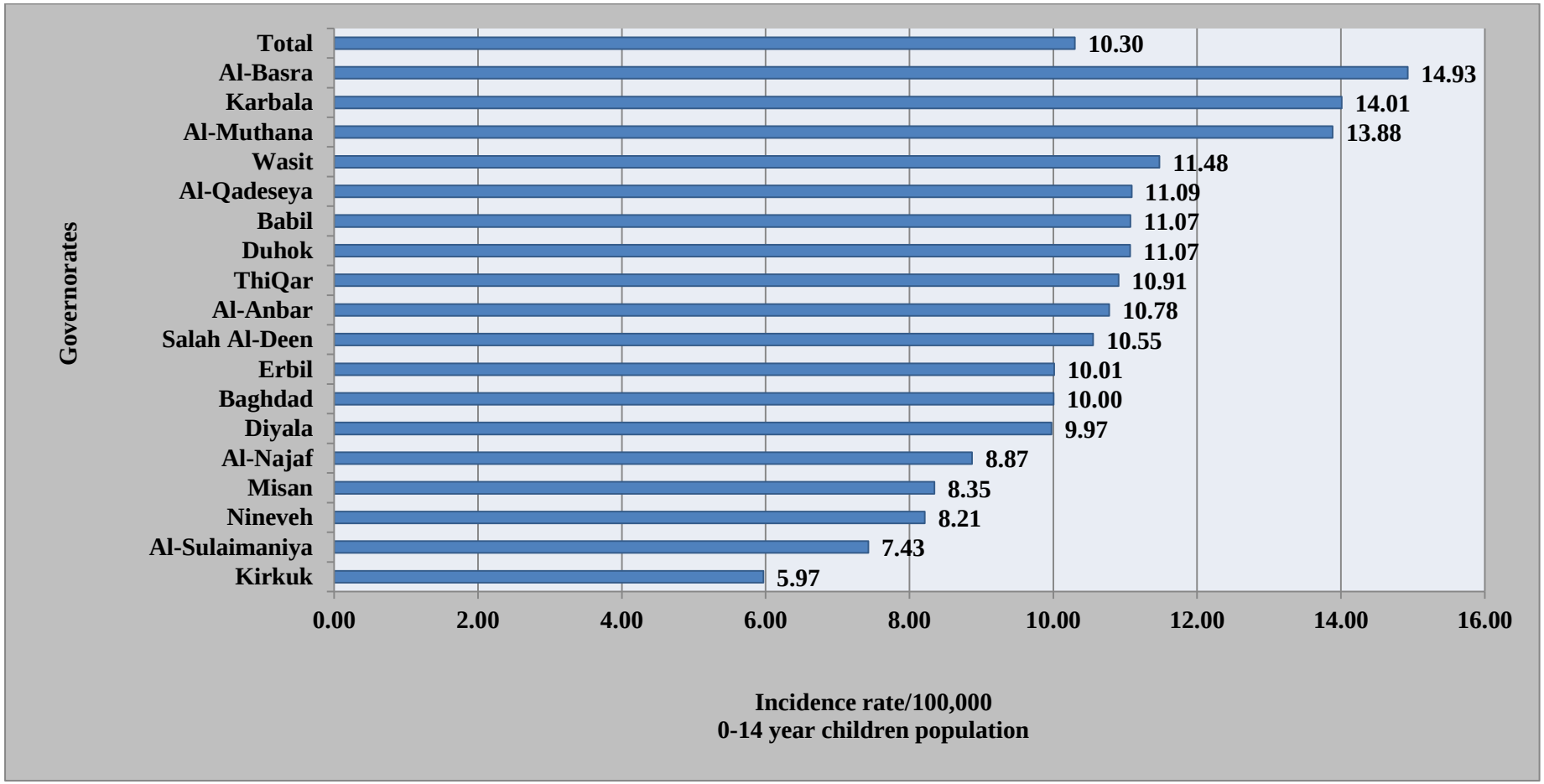

3.6.6. Distribution and incidence rate of cancer in children 0-14 year by site, ICD-O and gender, Iraq, 2020:

Table No.; (95) Distribution and incidence rate of cancers in children 0-14 year / 100, 000 children 0-14 year populations by site, gender and ICD-O, Iraq, 2020

Code / Cancer		Female			Male			Total		
		No.	%	IR	No.	%	IR	No.	%	IR
C05 / Mouth - Palate		0	0.00	0.00	1	0.06	0.01	1	0.06	0.01
C06 / Mouth - other		0	0.00	0.00	2	0.11	0.03	2	0.11	0.01
C07 / Parotid Gland		2	0.11	0.03	1	0.06	0.01	3	0.17	0.02
C08 / Mouth Glands		1	0.06	0.01	0	0.00	0.00	1	0.06	0.01
C11 / Nasopharynx		2	0.11	0.03	6	0.34	0.08	8	0.46	0.05
C14 / Pharynx		0	0.00	0.00	1	0.06	0.01	1	0.06	0.01
C16 / Stomach		0	0.00	0.00	1	0.06	0.01	1	0.06	0.01
C18 / Colon		1	0.06	0.01	2	0.11	0.03	3	0.17	0.02
C21 / Anus & Anal Canal		0	0.00	0.00	1	0.06	0.01	1	0.06	0.01
C22 / Liver & Bile Ducts		11	0.63	0.15	9	0.52	0.12	20	1.15	0.13
C25 / Pancreas		1	0.06	0.01	2	0.11	0.03	3	0.17	0.02
C30 / Nasal Cavity		0	0.00	0.00	1	0.06	0.01	1	0.06	0.01
C32 / Larynx		0	0.00	0.00	2	0.11	0.03	2	0.11	0.01
C34 / Bronchus & Lung		2	0.11	0.03	2	0.11	0.03	4	0.23	0.03
C37 / Thymus		2	0.11	0.03	0	0.00	0.00	2	0.11	0.01
C38 / Heart, Mediastinum, Pleura		0	0.00	0.00	1	0.06	0.01	1	0.06	0.01
C40 / Bone & Cartilage, Limbs		17	0.98	0.23	32	1.84	0.41	49	2.82	0.32
C41 / Bones & Cartilage, other		21	1.21	0.28	31	1.78	0.40	52	2.99	0.34
C42 / Reticulo Endothelial & Hemato poietic System	Chronic Myeloproliferati ve Disorders	0	0.00	0.00	2	0.11	0.03	2	0.11	0.01
	Leukemia	237	13.62	3.19	310	17.82	4.00	547	31.44	3.60
	Myelodys Plastic Syndromes	1	0.06	0.01	0	0.00	0.00	1	0.06	0.01
C44 / Skin, other		5	0.29	0.07	4	0.23	0.05	9	0.52	0.06
C47 / Nerves System		9	0.52	0.12	5	0.29	0.06	14	0.80	0.09
C48 / Peritoneum		2	0.11	0.03	6	0.34	0.08	8	0.46	0.05
C49 / Soft Tissues		28	1.61	0.38	41	2.36	0.53	69	3.97	0.45
C51 / Vulva		1	0.06	0.01	0	0.00	0.00	1	0.06	0.01
C52 / Vagina		2	0.11	0.03	0	0.00	0.00	2	0.11	0.03
C56 / Ovary		18	1.03	0.24	0	0.00	0.00	18	1.03	0.24
C62 / Testis		0	0.00	0.00	21	1.21	0.27	21	1.21	0.27
C63 / Male Genital - other		0	0.00	0.00	1	0.06	0.01	1	0.06	0.01
C64 / Kidney		56	3.22	0.75	57	3.28	0.74	113	6.49	0.74
C65 / Pelvis		1	0.06	0.01	0	0.00	0.00	1	0.06	0.01

Code / Cancer		Female			Male			Total		
		No.	%	IR	No.	%	IR	No.	%	IR
C67 / Urinary Bladder		3	0.17	0.04	4	0.23	0.05	7	0.40	0.05
C69 / Eye & Adnexa		33	1.90	0.44	22	1.26	0.28	55	3.16	0.36
C70 / Meninges		1	0.06	0.01	6	0.34	0.08	7	0.40	0.05
C71 / Brain		140	8.05	1.88	163	9.37	2.10	303	17.41	2.00
C72 / Nervous System, Other		2	0.11	0.03	12	0.69	0.15	14	0.80	0.09
C73 / Thyroid Gland		10	0.57	0.13	3	0.17	0.04	13	0.75	0.09
C74 / Adrenal gland		18	1.03	0.24	26	1.49	0.34	44	2.53	0.29
C75 / Endocrine Gland, other		7	0.40	0.09	2	0.11	0.03	9	0.52	0.06
C76 / Unspecified Site		14	0.80	0.19	16	0.92	0.21	30	1.72	0.20
C80 / Unknown Primary Site		10	0.57	0.13	14	0.80	0.18	24	1.38	0.16
C77 / Lymph nodes	Hodgkin Lymphomas	35	2.01	0.47	82	4.71	1.06	117	6.72	0.77
	Non-Hodgkin Lymphoma	50	2.87	0.67	105	6.03	1.36	155	8.91	1.02
Total		743	42.70	9.99	997	57.30	12.87	1740	100	11.46

Results

Cancer Mortality in Iraq 2020

3.7. Cancer mortality in Iraq in 2020:

3.7.1. Distribution and the mortality rate of the top ten cancers, Iraq, 2020:

Table No.; (96), Figure No.; (93) shows the distribution of the top ten cancers in Iraq, it shows that the highest percentage and the mortality rate was bronchus & lung cancer, while the lowest was Urinary Bladder.

Table No.; (96) Distribution of the top ten cancers mortality, Iraq, 2020

Top ten, total		No.	%
1	Bronchus & Lung	1,669	15.71
2	Breast	1,367	12.87
3	Brain & other CNS	879	8.28
4	Leukemia	818	7.70
5	Colorectal	708	6.67
6	Pancreas	585	5.51
7	Liver	564	5.31
8	Stomach	515	4.85
9	Non-Hodgkin Lymphoma	443	4.17
10	Urinary Bladder	415	3.91
Total top ten		7,963	74.97
Total other site		2659	25.03
Total		10,622	100.00%

Figure No.; (93) Mortality rate of the top ten cancers in Iraq/ 100,000 populations, 2020

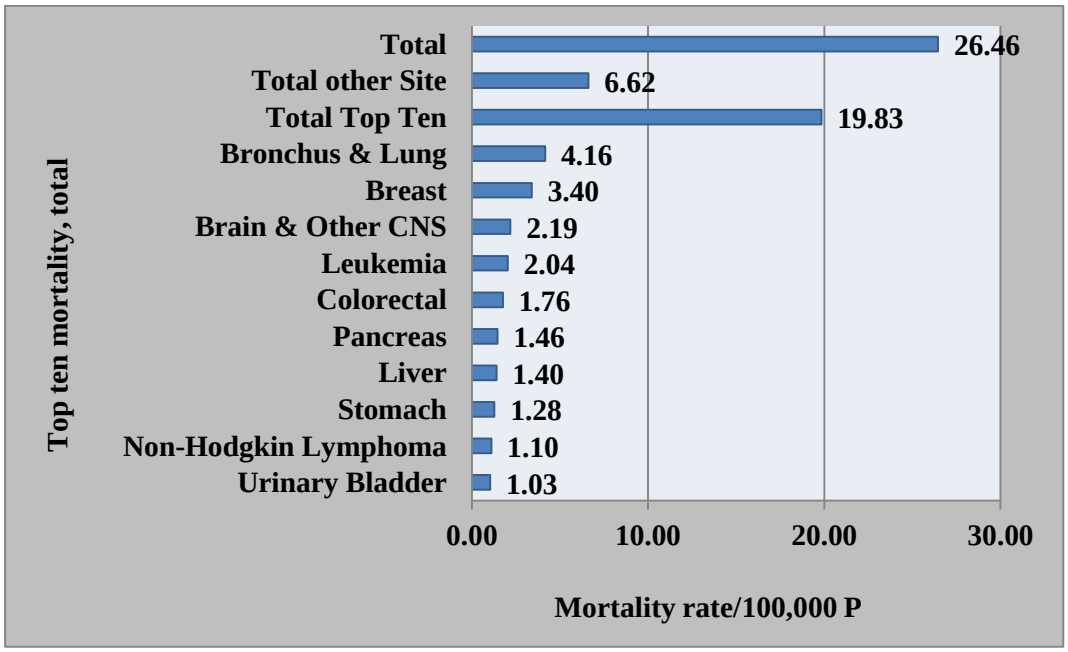

3.7.2. Distribution and the mortality rate of the top ten cancers in male, Iraq, 2020:

Table No.; (97), Figure No.; (94) shows the distribution of the top ten cancers in males, it shows that the highest percentage and the mortality rate was bronchus & lung cancer, while the lowest was Non-Hodgkin Lymphoma.

Table No.; (97) Distribution of the top ten cancers mortality in males, Iraq, 2020

Top ten, male		No.	%
1	Bronchus & Lung	1,125	20.85
2	Leukemia	469	8.69
3	Brain & Other CNS	467	8.66
4	Colorectal	397	7.36
5	Pancreas	356	6.60
6	Prostate	353	6.54
7	Liver	313	5.80
8	Urinary Bladder	303	5.62
9	Stomach	281	5.21
10	Non-Hodgkin Lymphoma	265	4.91
Total top ten		4,329	80.24
Total other site		1,066	19.76
Total		5,395	100.00%

Figure No.; (94) Mortality rate of the top ten cancers in male/ 100,000 male populations, Iraq, 2020

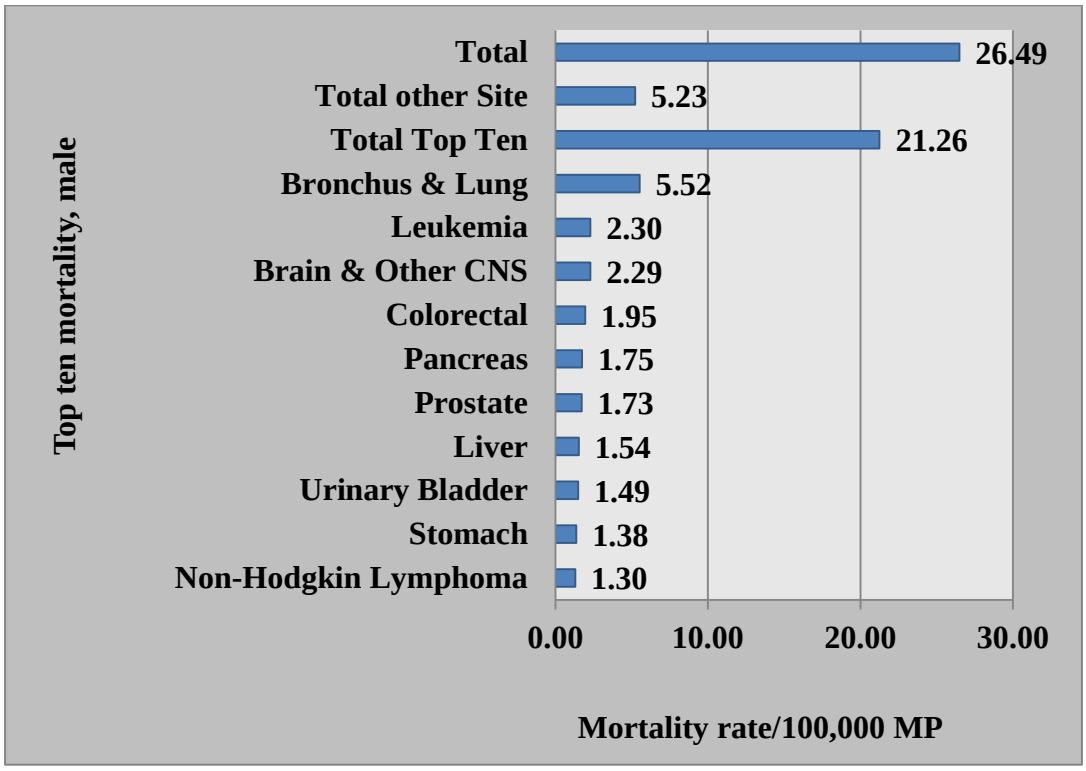

3.7.3. Distribution and the mortality rate of the top ten cancers in female, Iraq, 2020:

Table No.; (98), Figure No.; (95) shows the distribution of the top ten cancers in female, it shows that the highest percentage and the mortality rate was breast cancer, while the lowest was ovary cancer.

Table No. (98) Distribution of the top ten cancers mortality in female, Iraq, 2020

Top ten, female		No.	%
1	Breast	1,335	25.54
2	Bronchus & Lung	544	10.41
3	Brain & other CNS	412	7.88
4	Leukemia	349	6.68
5	Colorectal	311	5.95
6	Liver	251	4.80
7	Stomach	234	4.48
8	Uterus Unspecified	234	4.48
9	Pancreas	229	4.38
10	Ovary	193	3.69
Total top ten		4,092	78.29
Total other site		1,135	21.71
Total		5,227	100.00%

Figure No.; (95) Mortality rate of the top ten cancers in female/ 100,000 female populations, Iraq, 2020

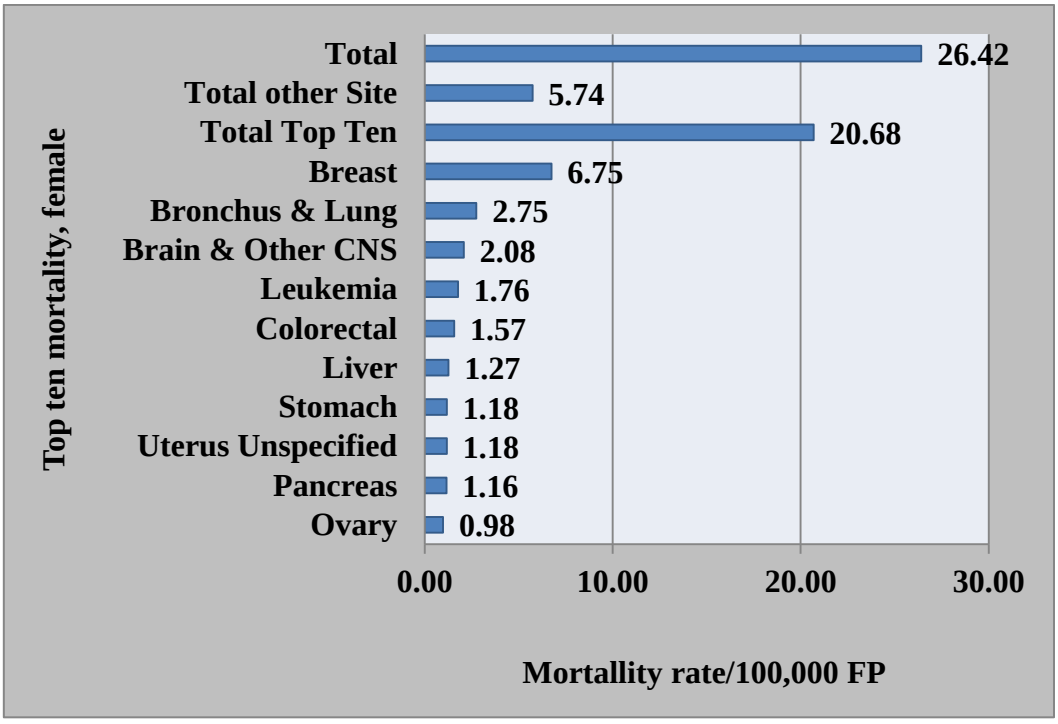

3.7.4. Distribution and the mortality rate of the top ten cancers by site and age group, Iraq, 2020:

Table No.; (99), Figure No.; (96) shows the distribution and the mortality rate of the top ten cancers in Iraq by site and age group.

Table No.; (99) Distribution, crude mortality rate /100,000 Iraqi populations and the age standardized mortality rate/100,000 of the top ten cancers mortality in Iraq by site and age group, 2020

Top Ten	0 - <5	5 - <10	10 - <15	15 - <20	20 - <25	25 - <30	30 - <35	35 - <40	40 - <45	45 - <50	50 - <55	55 - <60	60 - <65	65 - <70	70 - <75	75 - <80	80 +	Total
Bronchus & Lung	0	4	0	1	7	7	15	18	37	78	124	165	208	338	268	192	207	1669
Breast	0	0	0	0	7	14	43	69	130	184	178	187	147	147	113	63	85	1367
Brain & Other CNS	48	52	27	25	26	20	23	30	45	77	86	82	75	103	74	40	46	879
Leukemia	49	62	65	51	31	40	35	28	29	35	43	56	47	83	61	50	53	818
Colorectal	0	0	0	1	7	14	26	29	45	48	68	60	84	110	85	58	73	708
Pancreas	1	0	0	1	1	4	6	13	17	34	61	61	65	117	77	58	69	585
Liver	6	2	0	2	3	1	7	9	23	25	50	49	66	98	87	69	67	564
Stomach	0	0	0	2	5	10	14	17	31	47	44	52	63	77	45	44	64	515
Non-Hodgkin Lymphoma	11	12	16	13	15	20	17	21	12	33	43	33	45	51	46	31	24	443
Urinary Bladder	1	2	0	1	0	0	1	4	4	8	15	32	30	73	78	67	99	415
Total	116	134	108	97	102	130	187	238	373	569	712	777	830	1197	934	672	787	7963
Percentage	1.46	1.68	1.36	1.22	1.28	1.63	2.35	2.99	4.68	7.15	8.94	9.76	10.42	15.03	11.73	8.44	9.88	100%
Mortality Rate	2.08	2.70	2.32	2.26	2.68	3.94	6.77	10.28	18.31	31.29	47.72	76.75	109.58	195.78	256.95	328.96	403.50	19.83
ASMR	0.25	0.27	0.21	0.20	0.21	0.32	0.41	0.62	1.10	1.88	2.39	3.07	4.38	5.87	5.14	3.29	4.04	33.64

Figure No.; (96) Mortality rate of the top ten cancers in Iraq/100,000 Iraqi populations by age group, 2020

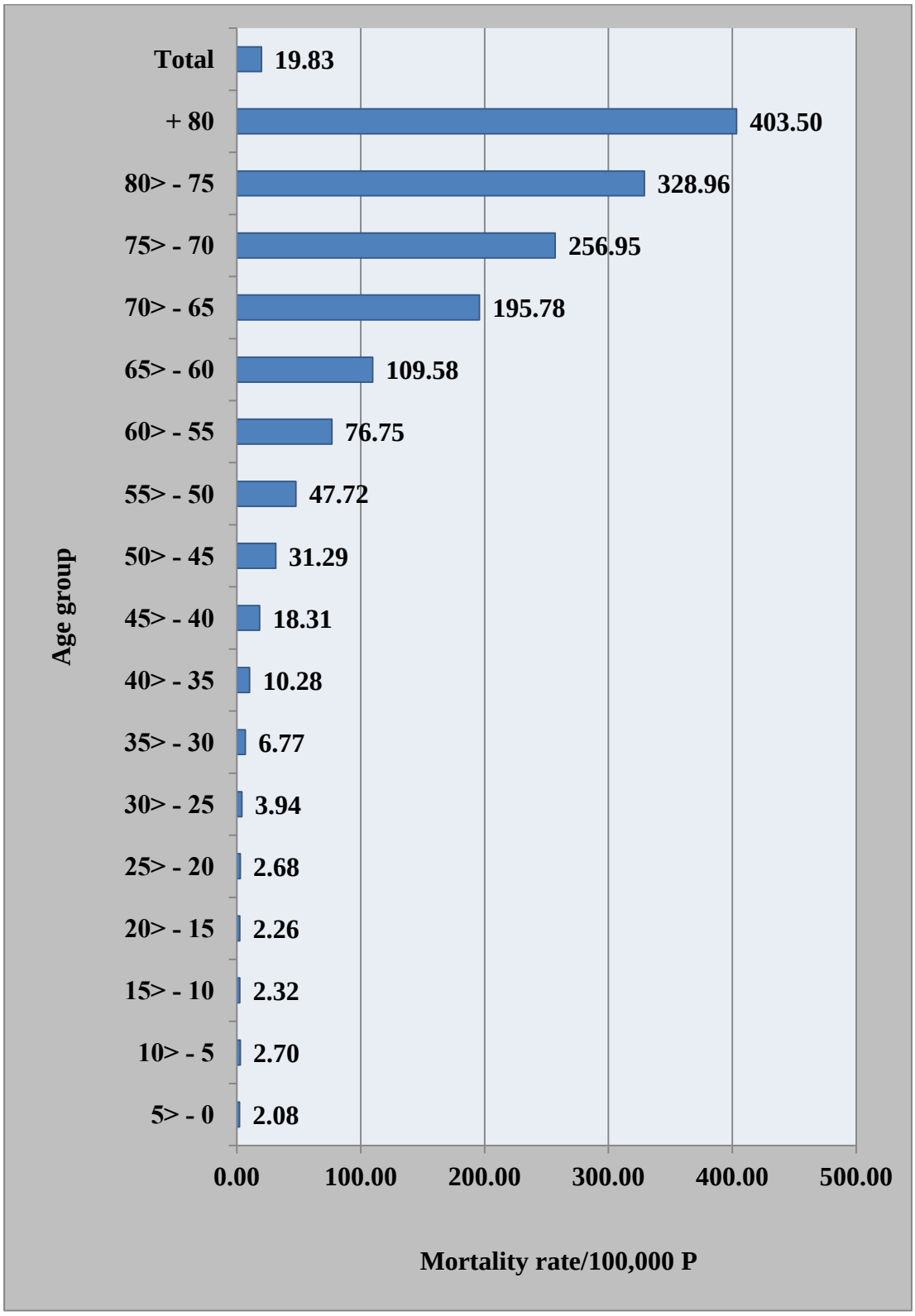

3.7.5. Distribution and the mortality rate of the top ten cancers by site and governorates, Iraq, 2020:

Table No.; (100), Figure No.; (97) shows the distribution and the mortality rate of the top ten cancers in Iraq by site and governorates.

Table No.; (100) Distribution of the top ten cancers mortality in Iraq by site and governorates, Iraq, 2020

Top Ten	Al-Anbar	Al-Basra	Al-Muthana	Al-Najaf	Al-Qadeseya	Al-Sulaimaniya	Babil	Baghdad	Diyala	Duhok	Erbil	Karbala	Kirkuk	Misan	Nineveh	Salah Al-Deen	ThiQar	Wasit	Un.	Total
Brain & other CNS	18	56	6	52	32	15	43	272	62	32	2	33	9	30	87	21	82	27	0	879
Breast	38	133	10	62	31	24	52	489	86	18	7	84	24	55	99	45	67	40	3	1367
Bronchus & Lung	53	104	9	99	64	60	90	405	81	58	11	105	22	72	131	49	169	82	5	1669
Colorectal	52	45	1	26	13	41	33	223	30	25	5	29	12	28	64	23	33	24	1	708
Leukemia	19	67	16	59	34	20	32	247	17	24	9	46	22	36	72	28	27	43	0	818
Liver	13	17	2	41	26	16	24	159	32	21	0	20	5	25	56	27	50	30	0	564
Non-Hodgkin Lymphoma	40	42	4	27	22	10	27	134	12	2	3	10	9	17	29	10	26	19	0	443
Pancreas	17	45	6	31	3	14	36	156	35	16	3	38	10	28	53	20	48	25	1	585
Stomach	34	36	2	16	12	21	20	137	33	16	1	21	11	17	44	22	40	28	4	515
Urinary Bladder	10	39	6	25	13	4	18	122	9	8	2	25	1	16	14	9	61	32	1	415
Total	294	584	62	438	250	225	375	2344	397	220	43	411	125	324	649	254	603	350	15	7963
Percentage	3.69	7.33	0.78	5.50	3.14	2.83	4.71	29.44	4.99	2.76	0.54	5.16	1.57	4.07	8.15	3.19	7.57	4.40	0.19	100%

Figure No.; (97) Mortality rate of the top ten cancers in Iraq/100,000 populations by governorates, 2020

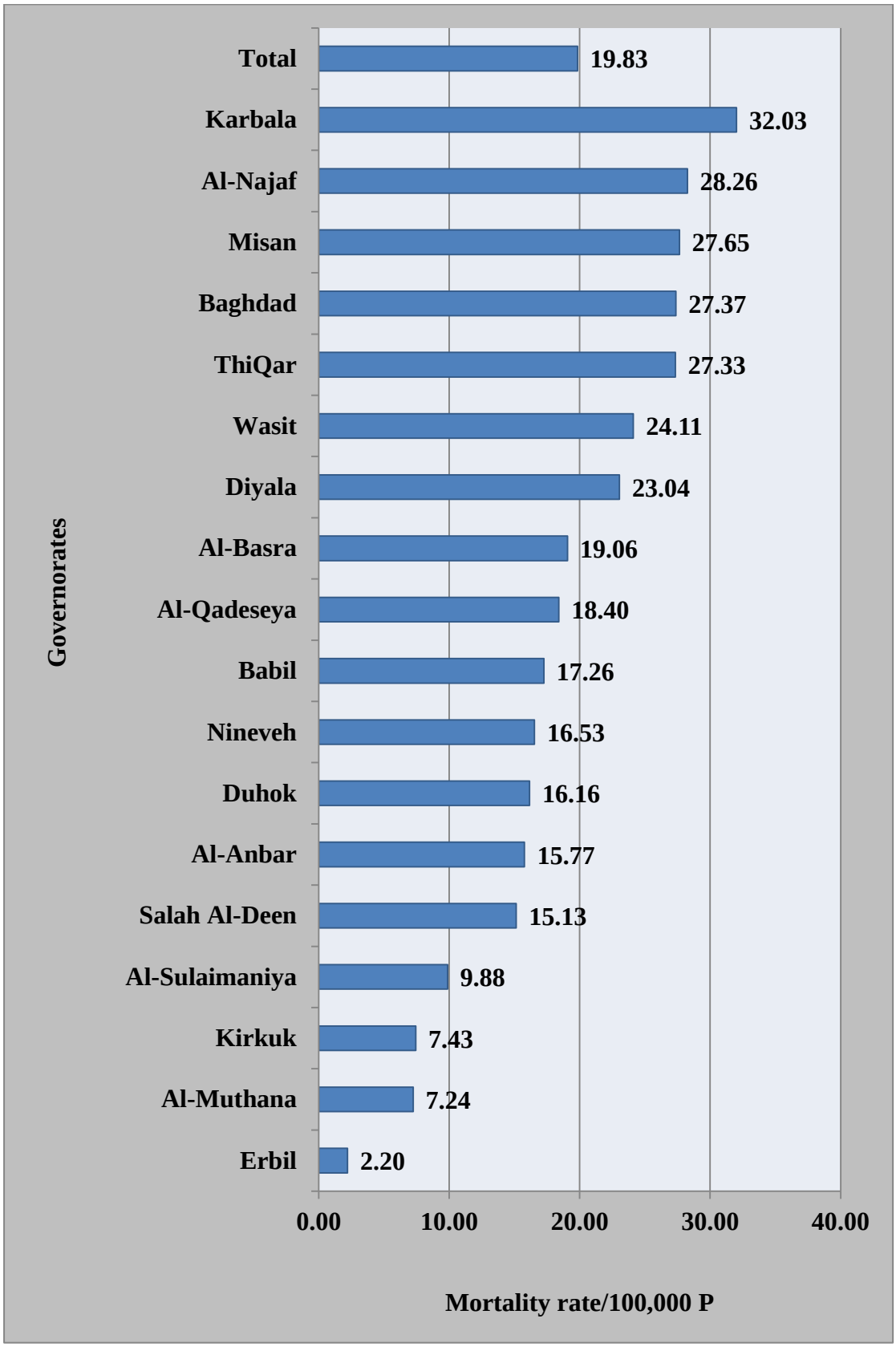

3.7.6. Distribution and the incidence rate of crude cancer mortality by site, ICD-O, and gender, Iraq, 2019:

Table No.; (101) Distribution and the mortality rate /100,000 populations of crude cancers mortality by gender, Iraq, 2020

Code + Tumor	Male			Female			Total		
	No.	%	IR	No.	%	IR	No.	%	IR
C00 / Lip	1	0.01	0.00	0	0	0.00	1	0.01	0.00
C01 / Tongue, Base	4	0.04	0.01	4	0.04	0.01	8	0.08	0.02
C02 / Tongue, other	10	0.09	0.02	10	0.09	0.02	20	0.19	0.05
C03 / Gum	2	0.02	0.00	1	0.01	0.00	3	0.03	0.01
C05 / Mouth - Palate	3	0.03	0.01	2	0.02	0.00	5	0.05	0.01
C06 / Mouth - other	1	0.01	0.00	4	0.04	0.01	5	0.05	0.01
C07 / Parotid Gland	10	0.09	0.02	5	0.05	0.01	15	0.14	0.04
C08 / Mouth Glands	7	0.07	0.02	7	0.07	0.02	14	0.13	0.03
C09 / Tonsil	3	0.03	0.01	0	0	0.00	3	0.03	0.01
C10 / Oropharynx	3	0.03	0.01	0	0	0.00	3	0.03	0.01
C11 / Nasopharynx	13	0.12	0.03	10	0.09	0.02	23	0.22	0.06
C12 / Pyriform	1	0.01	0.00	1	0.01	0.00	2	0.02	0.00
C13 / Hypopharynx	3	0.03	0.01	3	0.03	0.01	6	0.06	0.01
C14 / Pharynx	14	0.13	0.03	6	0.06	0.01	20	0.19	0.05
C15 / Esophagus	51	0.48	0.13	26	0.24	0.06	77	0.72	0.19
C16 / Stomach	281	2.65	0.70	234	2.2	0.58	515	4.85	1.28
C17 / Small Intestine	36	0.34	0.09	41	0.39	0.10	77	0.72	0.19
C18 / Colon	340	3.2	0.85	265	2.49	0.66	605	5.7	1.51
C19 / Recto sigmoid Junction	2	0.02	0.00	4	0.04	0.01	6	0.06	0.01
C20 / Rectum	55	0.52	0.14	42	0.4	0.10	97	0.91	0.24
C21 / Anus & Anal Canal	7	0.07	0.02	4	0.04	0.01	11	0.1	0.03
C22 / Liver & Bile Ducts	313	2.95	0.78	251	2.36	0.63	564	5.31	1.40
C23 / Gallbladder	47	0.44	0.12	48	0.45	0.12	95	0.89	0.24
C24 / Biliary Tract , other	33	0.31	0.08	31	0.29	0.08	64	0.6	0.16
C25 / Pancreas	356	3.35	0.89	229	2.16	0.57	585	5.51	1.46
C26 / Other Digestive Organs	9	0.08	0.02	12	0.11	0.03	21	0.2	0.05
C30 / Nasal Cavity	7	0.07	0.02	2	0.02	0.00	9	0.08	0.02
C31 / Accessory Sinus	1	0.01	0.00	1	0.01	0.00	2	0.02	0.00
C32 / Larynx	129	1.21	0.32	42	0.4	0.10	171	1.61	0.43
C33 / Trachea	2	0.02	0.00	0	0	0.00	2	0.02	0.00
C34 / Bronchus & Lung	1125	10.59	2.80	544	5.12	1.35	1669	15.71	4.16
C37 / Thymus	6	0.06	0.01	3	0.03	0.01	9	0.08	0.02
C38 / Heart, Mediastinum, Pleura	7	0.07	0.02	1	0.01	0.00	8	0.08	0.02

Code + Tumor		Male			Female			Total		
		No.	%	IR	No.	%	IR	No.	%	IR
C39 / Other Respiratory & Thoracic		2	0.02	0.00	1	0.01	0.00	3	0.03	0.01
C40 / Bone & Cartilage, Limbs		44	0.41	0.11	30	0.28	0.07	74	0.7	0.18
C41 / Bones & Cartilage, other		84	0.79	0.21	63	0.59	0.16	147	1.38	0.37
C42/ Reticulo endothelial & Hemato poietic System	Chronic Myelo proliferative Disorders	10	0.09	0.02	10	0.09	0.02	20	0.19	0.05
	Immuno proliferative Diseases	1	0.01	0.00	1	0.01	0.00	2	0.02	0.00
	Leukemia	469	4.42	1.17	349	3.29	0.87	818	7.7	2.04
	Myelodys Plastic Syndromes	9	0.08	0.02	11	0.1	0.03	20	0.19	0.05
	Plasma Cell Tumor	16	0.15	0.04	21	0.2	0.05	37	0.35	0.09
C44 / Skin, other		46	0.43	0.11	33	0.31	0.08	79	0.74	0.20
C47 /Nerves System		9	0.08	0.02	7	0.07	0.02	16	0.15	0.04
C48 / Peritoneum		6	0.06	0.01	3	0.03	0.01	9	0.08	0.02
C49 / Soft Tissues		41	0.39	0.10	24	0.23	0.06	65	0.61	0.16
C50 / Breast		32	0.3	0.08	1335	12.57	3.33	1367	12.87	3.40
C51 / Vulva		0	0	0.00	3	0.03	0.02	3	0.03	0.02
C52 / Vagina		0	0	0.00	12	0.11	0.06	12	0.11	0.06
C53 / Cervix Uteri		0	0	0.00	40	0.38	0.20	40	0.38	0.20
C54 / Corpus Uteri		0	0	0.00	40	0.38	0.20	40	0.38	0.20
C55 / Uterus Unspecified		0	0	0.00	234	2.2	1.18	234	2.2	1.18
C56 / Ovary		0	0	0.00	193	1.82	0.98	193	1.82	0.98
C59 / Placenta		0	0	0.00	2	0.02	0.01	2	0.02	0.01
C61 / Prostate		353	3.32	1.73	0	0	0.00	353	3.32	1.73
C62 / Testis		15	0.14	0.07	0	0	0.00	15	0.14	0.07
C63 / Male Genital - other		1	0.01	0.00	0	0	0.00	1	0.01	0.00
C64 / Kidney		119	0.3	0.58	60	0.56	0.15	179	1.69	0.45
C65 / Pelvis		2	0.02	0.00	3	0.03	0.01	5	0.05	0.01
C66 / Ureter		0	0	0.00	1	0.01	0.00	1	0.01	0.00
C67 / Urinary Bladder		303	2.85	0.75	112	1.05	0.28	415	3.91	1.03
C68 / Urinary Organs, other		1	0.01	0.00	2	0.02	0.00	3	0.03	0.01
C69 / Eye & Adnexa		4	0.04	0.01	8	0.08	0.02	12	0.11	0.03
C70 / Meninges		1	0.01	0.00	1	0.01	0.00	2	0.02	0.00
C71 / Brain		456	4.29	1.14	404	3.8	1.01	860	8.1	2.14
C72 / Nervous System, other		6	0.06	0.01	7	0.07	0.02	13	0.12	0.03
C73 / Thyroid Gland		54	0.51	0.13	68	0.64	0.17	122	1.15	0.30
C74 / Adrenal gland		11	0.1	0.03	12	0.11	0.03	23	0.22	0.06

Code + Tumor		Male			Female			Total		
		No.	%	IR	No.	%	IR	No.	%	IR
C75 / Endocrine Gland, other		6	0.06	0.01	1	0.01	0.00	7	0.07	0.02
C76 / Unspecified Site		14	0.13	0.03	20	0.19	0.05	34	0.32	0.08
C80 / Unknown Primary Site		102	0.96	0.25	81	0.76	0.20	183	1.72	0.46
C77 / Lymph nodes	Hodgkin Lymphomas	31	0.29	0.08	24	0.23	0.06	55	0.52	0.14
	Non-Hodgkin Lymphoma	265	2.49	0.66	178	1.68	0.44	443	4.17	1.10
Total		5395	50.79	13.44	5227	49.21	13.02	10622	100%	26.46

3.7.7. Distribution and the mortality rate of the top ten cancers in children 0-14 year, Iraq, 2019:

Table No.; (102), Figure No.; (98) shows the Distribution and the mortality rate of the top ten cancers in children 0-14 years, Iraq, it shows that the highest percentage and mortality rate was Leukemia, while the lowest was liver cancer.

Table No.; (102) Distribution of the top ten cancers mortality in children 0-14 year, Iraq, 2020

Top ten, total		No.	%
1	Leukemia	176	37.77
2	Brain & other CNS	127	27.25
3	Non-Hodgkin Lymphoma	39	8.37
4	Bone & cartilage, limbs, other	16	3.43
5	soft tissues	16	3.43
6	Kidney	14	3.00
7	Unknown primary site	9	1.93
8	Eye & Adnexa	8	1.72
9	Hodgkin Lymphomas	8	1.72
10	Liver	8	1.72
Total top ten		421	90.34
Total other site		45	9.66
Total		466	100.00%

Figure No.; (98) Mortality rate of the top ten cancers mortality in children 0-14 year /100, 000 children 0-14 year populations, Iraq, 2020

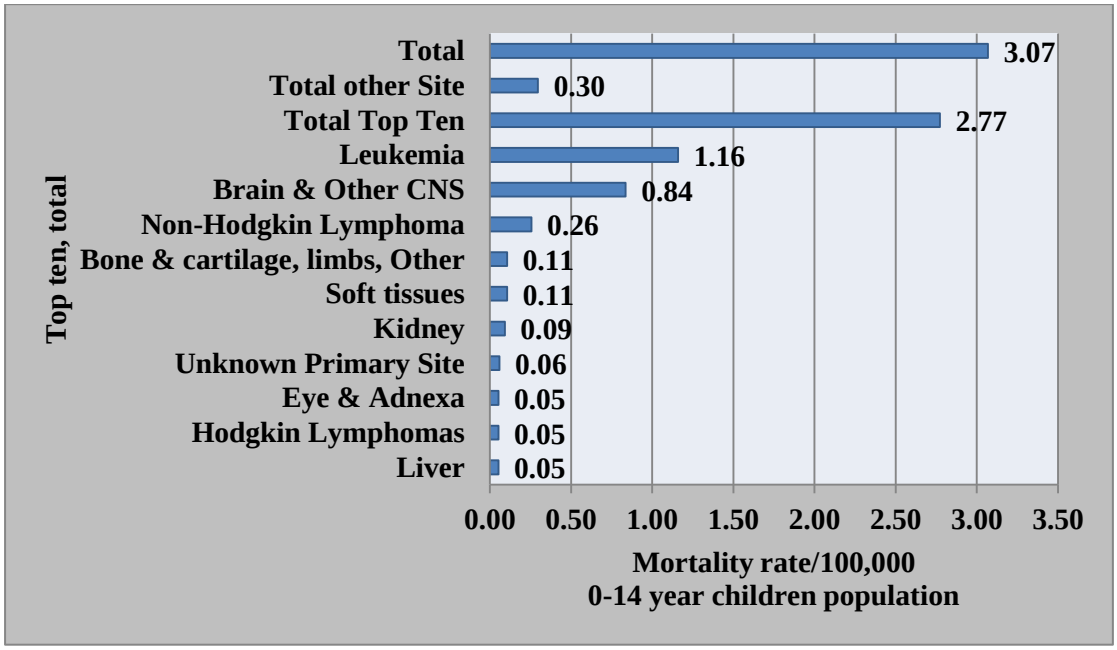

3.7.8. Distribution and the mortality rate of the top ten cancers mortality in male children 0-14 year, Iraq, 2020:

Table No.; (103) Distribution of the top ten cancers mortality in male children 0-14 year, Iraq, 2020

Top Ten Male		No.	%
1	Leukemia	108	40.91
2	Brain & other CNS	67	25.38
3	Non-Hodgkin Lymphoma	22	8.33
4	soft tissues	10	3.79
5	Bone & cartilage, limbs, other	8	3.03
6	Adrenal gland	5	1.89
7	Liver	5	1.89
8	Nerves system	5	1.89
9	Hodgkin Lymphomas	4	1.52
10	Kidney	4	1.52
Total Top Ten		238	90.15
Total other Site		26	9.85
Total		264	100.00

Figure No.; (99) Mortality rate of the top ten cancers mortality in male children 0-14 year /100, 000 male children 0-14 year populations, Iraq, 2020

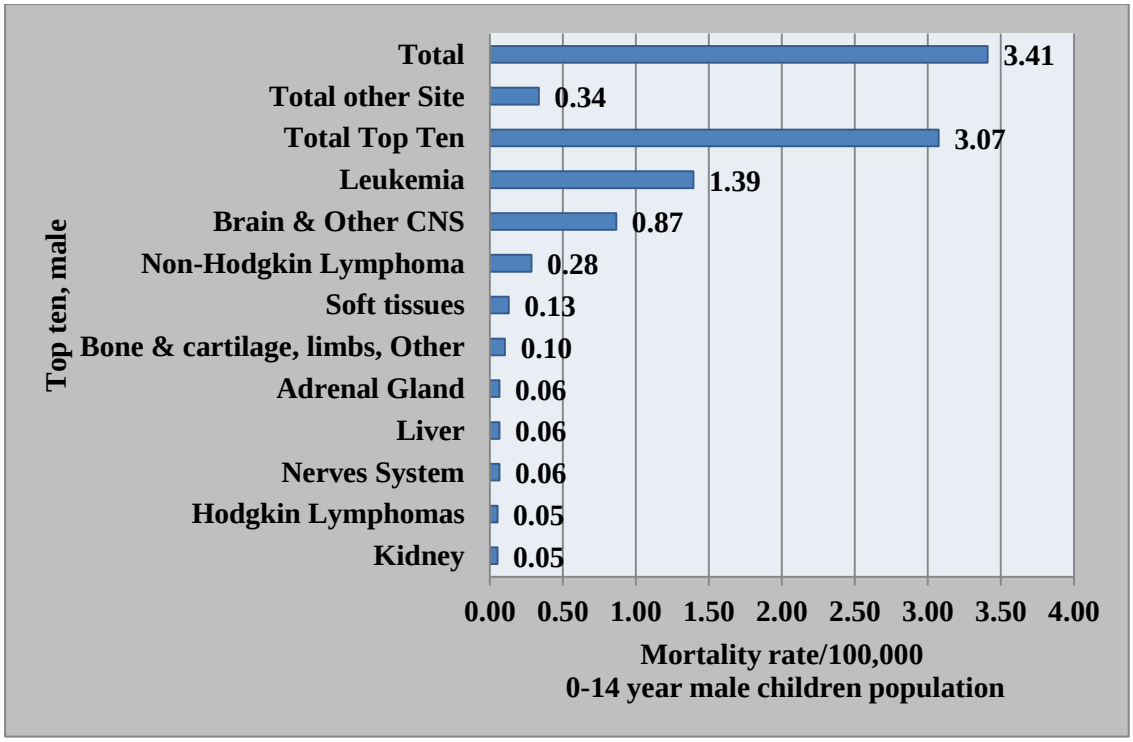

3.7.9. Distribution and the mortality rate of the top ten cancers mortality in female children 0-14 year, Iraq, 2020:

Table No.; (104) Distribution of the top ten cancers mortality in female children 0-14 year, Iraq, 2020

Top Ten Female		No.	%
1	Leukemia	68	33.66
2	Brain & other CNS	60	29.70
3	Non-Hodgkin Lymphoma	17	8.42
4	Kidney	10	4.95
5	Bone & cartilage, limbs, other	8	3.96
6	soft tissues	6	2.97
7	Unknown primary site	6	2.97
8	Eye & Adnexa	5	2.48
9	Hodgkin Lymphomas	4	1.98
10	Liver	3	1.49
Total Top Ten		187	92.57
Total other Site		15	7.43
Total		202	100.00

Figure No.; (100) Mortality rate of the top ten cancers mortality in female children 0-14 year /100, 000 female children 0-14 year populations, Iraq, 2020

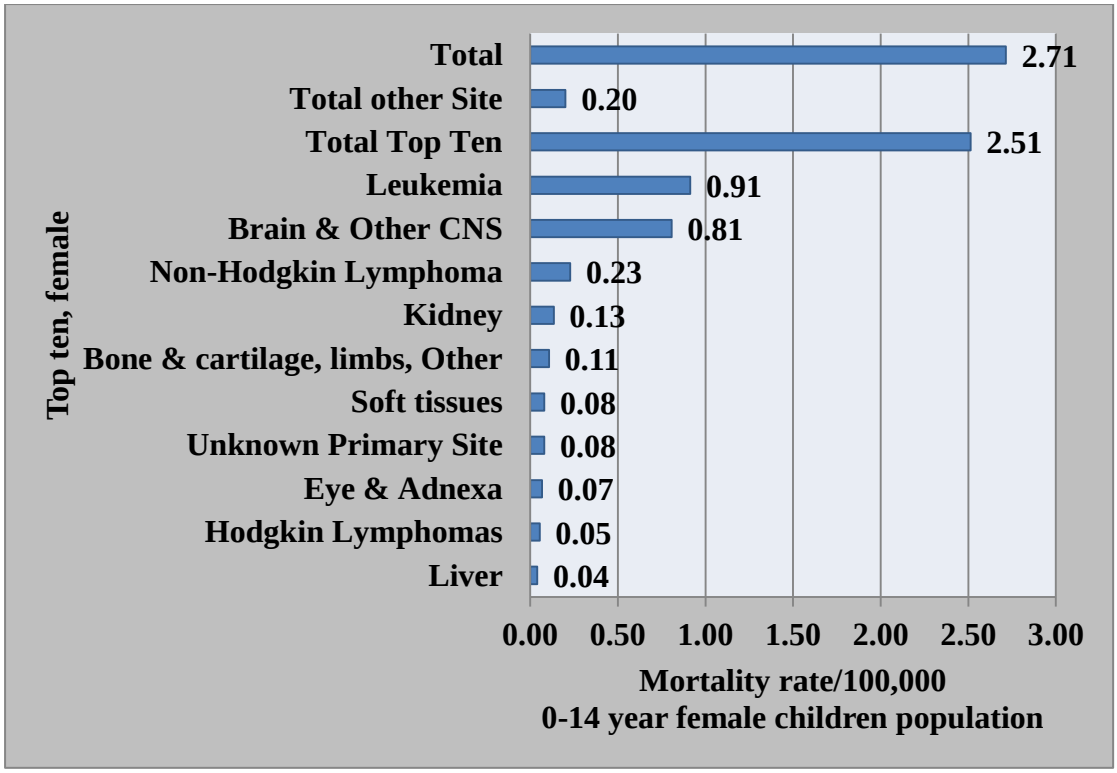

3.7.10. Distribution and the mortality rate of the top ten cancers mortality in children 0-14year by site and age group, Iraq, 2020

Table No.; (105), Figure No.; (101) shows the distribution and the mortality rate of the top ten cancers in Iraq in children 0-14 years by site and age group.

Table No.; (105) Distribution of the top ten cancers mortality in children 0-14 year by site and age group, Iraq, 2020

Top Ten, Total		0 - <5		5 - <10	10 - <15	Total
		0 - <1	1 - <5			
1	Leukemia	6	43	62	65	176
2	Brain & other CNS	1	47	52	27	127
3	Non-Hodgkin Lymphoma	1	10	12	16	39
4	Bone & cartilage, limbs, other	1	2	3	10	16
5	soft tissues	1	4	7	4	16
6	Kidney	0	4	7	3	14
7	Unknown Primary Site	0	4	1	4	9
8	Eye & Adnexa	0	7	1	0	8
9	Hodgkin Lymphomas	0	3	3	2	8
10	Liver	0	6	2	0	8
Total Top Ten		10	130	150	131	421
Total other Site		3	15	22	5	45
Total		13	145	172	136	466
Percentage		2.79	31.12	36.91	29.18	100.00%

Figure No.; (101) Mortality rate of the top ten cancers mortality in children 0-14 year /100,000 children 0-14 year populations by age group, Iraq, 2020

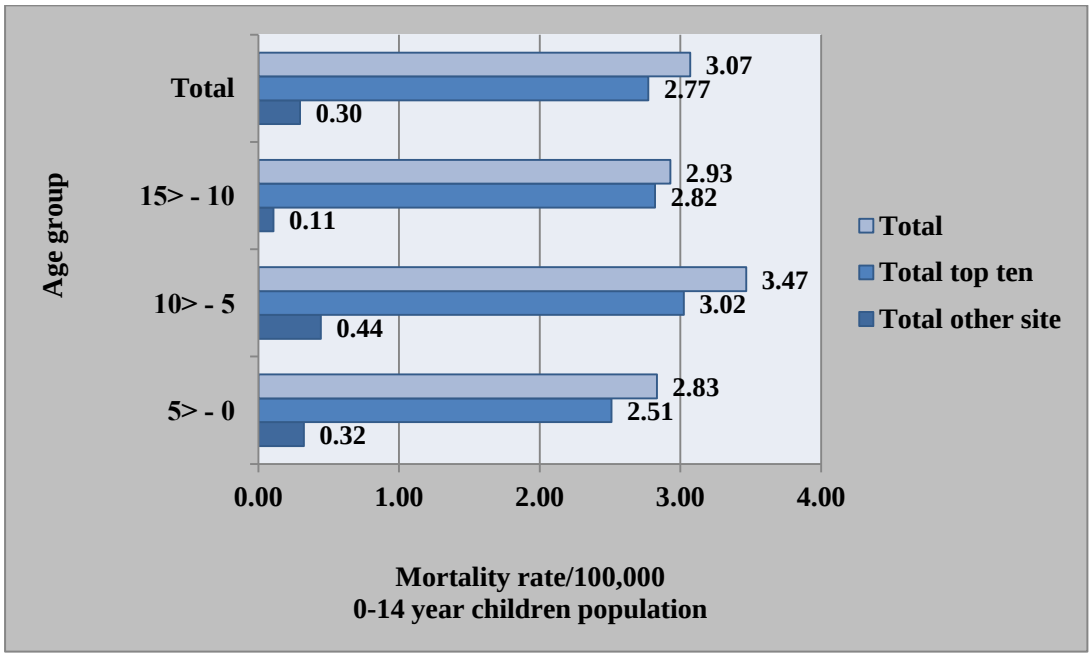

3.7.11. Distribution of the top ten cancers mortality in children 0-14year by site and governorates, Iraq, 2020:

Table No.; (106), Figure No.; (102) shows the distribution and the mortality rate of the top ten cancers mortality in Iraq in children 0-14 year by site and governorates.

Table No.; (106) Distribution of the top ten cancers mortality in children 0-14year by site and governorates, Iraq, 2020

Top Ten	Al-Anbar	Al-Basra	Al-Muthana	Al-Najaf	Al-Qadeseya	Al-Sulaimaniya	Babil	Baghdad	Diyala	Duhok	Erbil	Karbala	Kirkuk	Misan	Nineveh	Salah Al-Deen	ThiQar	Wasit	Total
Bone & Cartilage, Limbs, other	1	2	1	0	1	0	0	3	0	0	0	0	0	0	3	2	2	1	16
Brain & Other CNS	3	11	1	7	5	3	2	34	7	6	0	4	0	6	15	5	15	3	127
Eye & Adnexa	0	3	0	0	0	0	1	0	0	0	0	0	0	0	1	1	2	0	8
Hodgkin Lymphomas	0	1	0	0	0	1	0	1	2	1	0	0	0	0	0	1	1	0	8
Kidney	1	2	0	1	0	1	1	1	0	0	1	0	0	1	2	1	2	0	14
Leukemia	8	31	7	8	5	3	9	39	4	7	2	3	2	9	14	6	9	10	176
Liver	0	1	0	1	0	1	1	0	1	1	0	0	0	0	0	0	2	0	8
Non-Hodgkin Lymphoma	5	4	0	3	0	1	6	10	1	0	0	0	1	1	2	0	3	2	39
soft tissues	0	2	0	0	0	0	2	4	1	0	1	1	1	0	4	0	0	0	16
Unknown Primary Site	0	0	0	0	0	4	0	1	0	1	0	0	2	0	0	1	0	0	9
Total	18	57	9	20	11	14	22	93	16	16	4	8	6	17	41	17	36	16	421
Percentage	4.28	13.54	2.14	4.75	2.61	3.33	5.23	22.09	3.80	3.80	0.95	1.90	1.43	4.04	9.74	4.04	8.55	3.80	100%

Figure No.; (102) Mortality rate of the top ten cancers mortality in children 0-14 year /100,000 children 0-14 year populations by governorates, Iraq, 2020

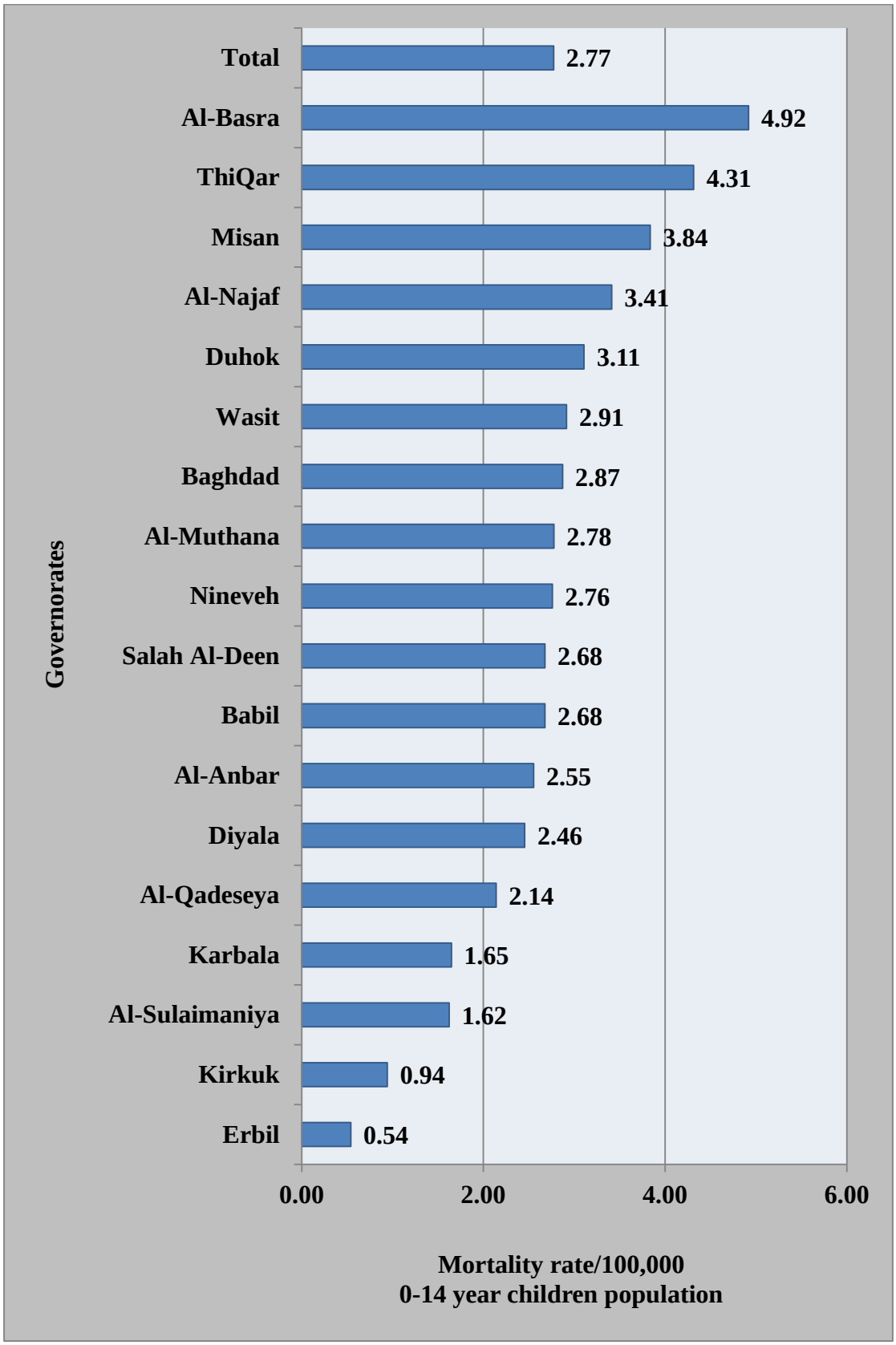

3.7.12. Distribution and the mortality rate of cancer mortality in children 0-14 year by site, ICD-O, and gender, Iraq, 2020:

Table No.; (107) Distribution and the mortality rate of cancers mortality in children 0-14 year / 100, 000 children 0-14 year populations by site, gender, and ICD-O, Iraq, 2020

Code / Cancer		Male			Female			Total		
		No.	%	IR	No.	%	IR	No.	%	IR
C07 / Parotid Gland		1	0.21	0.01	1	0.21	0.01	2	0.43	0.01
C08 / Mouth Glands		0	0.00	0.00	1	0.21	0.01	1	0.21	0.01
C22 / Liver & Bile Ducts		5	1.07	0.03	3	0.64	0.02	8	1.72	0.05
C25 / Pancreas		1	0.21	0.01	0	0.00	0.00	1	0.21	0.01
C30 / Nasal Cavity		1	0.21	0.01	0	0.00	0.00	1	0.21	0.01
C32 / Larynx		1	0.21	0.01	0	0.00	0.00	1	0.21	0.01
C34 / Bronchus & Lung		2	0.43	0.01	2	0.43	0.01	4	0.86	0.03
C38 / Heart, Mediastinum, Pleura		2	0.43	0.01	0	0.00	0.00	2	0.43	0.01
C40 / Bone & Cartilage, Limbs		2	0.43	0.01	4	0.86	0.03	6	1.29	0.04
C41 / Bones & Cartilage, other		6	1.29	0.04	4	0.86	0.03	10	2.15	0.07
C42/ Reticulo endothelial & Hemato poietic System	Chronic Myelo proliferative disorders	3	0.64	0.02	1	0.21	0.01	4	0.86	0.03
	Immunoprolifrative diseases	0	0.00	0.00	1	0.21	0.01	1	0.21	0.01
	Leukemia	108	23.18	0.71	68	14.59	0.45	176	37.77	1.16
C44 / Skin, other		1	0.21	0.01	0	0.00	0.00	1	0.21	0.01
C47 /Nerves System		5	1.07	0.03	3	0.64	0.02	8	1.72	0.05
C48 / Peritoneum		1	0.21	0.01	0	0.00	0.00	1	0.21	0.01
C49 / Soft Tissues		10	2.15	0.07	6	1.29	0.04	16	3.43	0.11
C62 / Testis		1	0.21	0.01	0	0.00	0.00	1	0.21	0.01
C64 / Kidney		4	0.86	0.03	10	2.15	0.07	14	3.00	0.09
C65 / Pelvis		0	0.00	0.00	1	0.21	0.01	1	0.21	0.01
C67 / Urinary Bladder		3	0.64	0.02	0	0.00	0.00	3	0.64	0.02
C69 / Eye & Adnexa		3	0.64	0.02	5	1.07	0.03	8	1.72	0.05
C70 / Meninges		0	0.00	0.00	1	0.21	0.01	1	0.21	0.01
C71 / Brain		65	13.95	0.43	59	12.66	0.39	124	26.61	0.82
C72 / Nervous System, other		2	0.43	0.01	0	0.00	0.00	2	0.43	0.01
C73 / Thyroid Gland		0	0.00	0.00	1	0.21	0.01	1	0.21	0.01
C74 / Adrenal Gland		5	1.07	0.03	2	0.43	0.01	7	1.50	0.05
C76 / Unspecified Site		3	0.64	0.02	2	0.43	0.01	5	1.07	0.03
C80 / Unknown Primary Site		3	0.64	0.02	6	1.29	0.04	9	1.93	0.06
C77 / Lymph nodes	Hodgkin Lymphomas	4	0.86	0.03	4	0.86	0.03	8	1.72	0.05
	Non-Hodgkin Lymphoma	22	4.72	0.14	17	3.65	0.11	39	8.37	0.26
Total		264	56.65	1.74	202	43.35	1.33	466	100	3.07

Annex

Annex:

Ministry of Health and Environment وزارة الصحة والبيئة

Iraqi Cancer Registry Form استمارة التسجيل السرطاني في العراق

CanReg5

رقم المريض									**Patient record**

معلومات المريض الشخصية
(Patient)

أسم المريض			أسم الأب			أسم الجد			
أسم الأم الثلاثي									
الجنس		(١) ذكر		(٢) أنثى		(٩) غير معروف			
تاريخ التولد		اليوم/		الشهر/		السنة/			
الجنسية		(١) عراقي		(٢) عربي		(٣) أجنبي		(٩) غير معروف	
العنوان		المحافظة/		القضاء/		الناحية/		غير معروف	
المهنة		(١) ربة بيت		(٢) عامل		(٣) مزارع		(٤) موظف	(٥) كاسب
		(٦) طفل		(٧) متقاعد		(٨) أخرى		(٩) غير معروف	
رقم هاتف المريض						رقم هاتف المرافق			

مصدر المعلومات (المستشفيات والمختبرات)
(Source)

تاريخ دخول المستشفى		اليوم/		الشهر/		السنة/		
أسم المستشفى								
رقم الطبلة								
أسم المختبر								
رقم الشريحة								

متابعة المريض
(Follow up)

تاريخ أخر تواصل مع المريض		اليوم/		الشهر/		السنة/		
حالة المريض		(١) على قيد الحياة		(٢) متوفي				
تاريخ الوفاة		اليوم/		الشهر/		السنة/		
سبب الوفاة		(١) السرطان		(٢) أسباب أخرى		(٩) غير معروف		

ملاحظة: يتم رفق نسخة من هوية الأحوال المدنية ونسخة من الفحص التشخيصي للمرض مع الاستمارة.

أسم وتوقيع الإحصائي

المعلومات المرضية
(Tumor)

Diagnosis date		Day/		Month/		Year/

Basis of diagnosis		(0) Death certificate only		(1) Clinical only		(2) Clinical investigation		(3)Surgery/ Autopsy
		(4) Laboratory test		(5) Cytology/ Hematological		(6) Histology of metastases		(7 Histology of primary
		(8) Autopsy with histology		(9) Unknown				

Topography				Morphology		

Behavior		(0) Benign		(1)Uncertain		(2)In situ		(3)Malignant

Grade		(1) Grad I		(2) Grad II		(3) Grad III		(4) Grad IV
		(5) T-Cell		(6) B-Cell		(7) Null Cell		(8) Killer Cell
		(9) Unknown						

Extent		(0) In situ		(1) Localized		(2) Regional by direct extension		(3) Regional lymph nodes
		(4) Regional direct extension and lymph nodes		(7)Distant metastasis		(8) Not applicable		(9)Unknown

Laterality		(1) Right		(2) Left		(3) Bilateral		(4) Not applicable		(9)Unknown

T		(0) In situ		(1) T 1		(2) T 2		(3) T 3		(4) T 4		(X) Not assessed

N		(0) N 0		(1) N 1		(2) N 2		(3) N 3		(X) Not assessed

M		(0) M 0		(1) M 1		(X) Not assessed

Surgery		(1) Yes		(2) No		(3) Suggested		(9) Unknown

Chemotherapy		(1) Yes		(2) No		(3) Suggested		(9) Unknown

Radiotherapy		(1) Yes		(2) No		(3) Suggested		(9) Unknown

Hormonal therapy		(1) Yes		(2) No		(3) Suggested		(9) Unknown

Isotope		(1) Yes		(2) No		(3) Suggested		(9) Unknown

Targeted therapy		(1) Yes		(2) No		(3) Suggested		(9) Unknown

Family History		(1) Yes		(2) No		(9) Unknown

Affected members		

ملاحظة: تملأ من قبل الطبيب حصراً.

أسم وتوقيع الطبيب المعالج

References

References:

[1] WHO/ Cancer. Fact sheet, February 2018: http://www.who.int/mediacentre/factsheets/fs297/en/

[2] Wahdan MH The epidemiological transition, East Mediterranean Health. J. 1996; 2:8–20. (http://applications.emro.who.int/emhj/0201/emhj_1996_2_1_8_20.pdf.)

[3] International Agency for Research on Cancer (IARC) and Word Health Organization GLOBOCAN 2012: estimated cancer incidence, mortality and prevalence worldwide in 2012. Geneva: World Health Organization; 2012 (http://globocan.iarc.fr/Pages/fact_sheets_population.aspx)

[4] Global Health Estimates 2015

[5] Planning and Resources Enhancement Office/Health Statistical Section/Ministry of Health/ Annual Statistical Report 2020

[6] Ministry of planning / Central Statistic Organization, 2020

أكثر عشرة انواع للسرطان شيوعا عند النساء تتمثل بسرطان الثدي (٣٤،٣٥ %) (٣٠،٩٩ لكل مئة إلف من السكان من فئة النساء) وسرطان الغدة الدرقية (٦,١٧%) (٥،٥٧ لكل مئة إلف من السكان من فئة النساء)) وسرطان القولون والمستقيم (٥,٨٩%) (٥،٣١ لكل مئة إلف من السكان من فئة النساء)وأورام الدماغ والجهاز العصبي المركزي (٥,٤٢ %) (٤،٨٩ لكل مئة إلف من السكان من فئة النساء) وسرطان القصبات والرئة (٤,٢٦%) (٣،٨٤ لكل مئة إلف من السكان من فئة النساء) وسرطان الدم (اللوكيميا) (٤,٢٢%) (٣،٨١ لكل مئة إلف من السكان من فئة النساء) وسرطان المبيض (٣،٨٧%) (٣،٤٩ لكل مئة إلف من السكان من فئة النساء) والورم الخبيث بجسم الرحم (٣,٢٣%) (٢،٩٢ لكل مئة إلف من السكان من فئة النساء) وسرطان الغدد اللمفاوية اللا هودجكيني (٢,٩١%) (٢،٢٦ لكل مئة إلف من السكان من فئة النساء) والسرطان الغير معروف المنشأ (٢,٥٤%) (٢،٢٩ لكل مئة إلف من السكان من فئة النساء)

و كان العدد الكلي للحالات السرطانية الجديدة المسجلة بين الأطفال (14-0 سنة) هو ١،٧٤٠ من مجموع ٣١،٦٩٢ (العدد الكلي للإصابات السرطانية ولكافة الفئات العمرية) وتمثل ٥،٤٩% من العدد الكلي للاصابات ولكافة الغئات العمرية, وان التقدير السنوي للاصابة هو ١١،٤٦ لكل مئة إلف من السكان/ فئة الأعمار ٠-١٤ سنة كما ان اكثر الفئات العمرية تعرضا للاصابة ضمن الأكثر عشرة انواع للسرطان شيوعا عند الاطفال كان ضمن الفئة العمرية اقل من ٥-١٠ سنوات ويمثل ١٢،١٣ لكل مئة إلف من السكان/ فئة الأعمار ٠-١٤ سنة. وأن أعلى تقدير سنوي للإصابات بين الأطفال هو بسبب سرطان الدم (اللوكيميا) (٣،٦٠ لكل مئة إلف من السكان/ فئة الأعمار ٠-١٤سنة. أما فيما يتعلق بالتقدير السنوي للاصابة في المحافظات فقد لوحظ ان أعلى تقدير سنوي للإصابات ضمن الأكثر عشرة انواع للسرطان شيوعا عند الاطفال كان في محافظة البصرة (١٤،٩٣ لكل مئة إلف من السكان/ فئة الأعمار دون ٠-١٤ سنة), وان أدنى تقدير سنوي للإصابات كان في محافظة محافظة كركوك (٥،٩٧ لكل مئة إلف من السكان/ فئة الأعمار ٠-١٤ سنة).

وكان العدد الكلي للوفيات بسبب السرطان خلال عام ٢٠٢٠ هو ١٠،٦٢٢ وبتقدير سنوي للعشر اسباب الاولى للوفيات بسبب السرطان حسب عدد السكان للفئات العمرية المعتمد من قبل منظمة الصحة العالمية ٣٣،٤٦ لكل مئة إلف من السكان وقد لوحظ أن أعلى تقدير سنوي للوفاة هو بسبب سرطان القصبات والرئة (١٥,٧١%) (٤،١٦ لكل مئة إلف من السكان) كما ان أعلى تقدير سنوي للوفاة عند الرجال هو ايضا بسبب سرطان القصبات والرئة (٢٠,٨٥%) (٥،٥٢ لكل مئة إلف من السكان من فئة الرجال) وان أعلى تقدير سنوي للوفاة عند النساء هو بسبب سرطان الثدي (٢٥,٥٤%) (٦،٧٥ لكل مئة إلف من السكان من فئة النساء). وأن أعلى الفئات العمرية تعرضا للوفاة ضمن الأكثر عشرة انواع شيوعا للسرطان هو ٧٠ سنة فأكثر. كما أن أعلى تقدير سنوي للوفاة ضمن الأكثر عشرة انواع شيوعا للسرطان سجل في محافظة كربلاء (٥,١٦%) (٣٢،٠٣ لكل مئة إلف من السكان).

ملخص التقرير السنوي:

يعطي التقرير السنوي للتسجيل السرطاني في العراق معلومات عن الحالات السرطانية الجديدة المشخصة خلال السنة بالإضافة إلى حالات الوفاة المسجلة بسبب السرطان, عن طريق جمع البيانات من المستشفيات والمختبرات (الحكومية والأهلية) في جميع دوائر الصحة في العراق بواسطة برنامج CanReg 5.

العدد الكلي للحالات السرطانية الجديدة المسجلة خلال عام ٢٠٢٠ هو ٣١،٦٩٢ وان التقدير السنوي للإصابات حسب عدد السكان للفئات العمرية المعتمد من قبل منظمة الصحة العالمية هو١٢٣،٨٣ لكل مئة إلف وقد لوحظ أن أعلى الفئات العمرية تأثرا للأصابة بمرض السرطان هو عمر ٨٠ سنة فأكثر. وفيما يتعلق بالمحافظات, لوحظ أن أعلى تقدير سنوي للإصابة في العراق كان في محافظة كربلاء (١٠٧,٩٢ لكل مئة إلف من السكان). بالنسبة لفئة الرجال فأن أعلى تقدير سنوي للإصابة كان في محافظة السليمانية (١٠٠,٤٦ لكل مئة إلف من السكان فئة الرجال), اما بالنسبة لفئة النساء فأن أعلى تقدير سنوي للإصابة كان في محافظة كربلاء (١٢٤،٦١ لكل مئة إلف من السكان فئة النساء) وأن أقل تقدير سنوي للإصابة في العراق كان في كركوك (٥٦،٨٠ لكل مئة إلف من السكان) وان أقل تقدير سنوي للإصابة بين الرجال كان في محافظة كركوك (٤٢،٢٩ لكل مئة إلف من السكان من فئة الرجال) اما بالنسبة للنساء فأن أقل تقدير سنوي للإصابة كان في محافظة دهوك (٥٥،٧٥ لكل مئة إلف من السكان من فئة النساء).

وقد ازدادت نسبة الاصابات الجديدة بالمرض في التقدير السنوي لمرض السرطان في العراق من عام ١٩٩٤ (٣٨،٩١ لكل مئة إلف من السكان) الى عام ٢٠٢٠ (٧٨،٩٣ لكل مئة إلف من السكان).

و قد ظهر أن أكثر عشرة انواع شيوعا لمرض السرطان لكلا الجنسين كانت سرطان الثدي (١٩,٧٤%) (١٥،٥٨ لكل مئة إلف من السكان) وسرطان القصبات والرئة (٧,٨٦ %) (٦،٢٠ لكل مئة إلف من السكان) وسرطان القولون والمستقيم (٦،٩٧%) (٥،٥٠ لكل مئة إلف من السكان) وأورام الدماغ والجهاز العصبي المركزي (٦,٢١ %) (٤،٩٠ لكل مئة إلف من السكان) وسرطان الدم (اللوكيميا) (٥,٣٤ %) (٤،٢٢ لكل مئة إلف من السكان) وسرطان المثانة (٤,٥٨%) (٣،٦١ لكل مئة إلف من السكان) وسرطان الغدة الدرقية (٤,٤٥%) (٣،٥١ لكل مئة إلف من السكان) وسرطان الغدد اللمفاوية اللا هودجكيني (٤،٠٦%) (٣،٢١ لكل مئة إلف من السكان) وسرطان البروستات (٣,٤٠%) (٥،٢٩ لكل مئة إلف من السكان من فئة الرجال) وسرطان المعدة (٣,٢٥%) (٢،٥٧ لكل مئة إلف من السكان).

و كانت أكثر عشرة انواع شيوعا للسرطان عند الرجال تتمثل بسرطان القصبات والرئة (١٢,٥١ %) (٨،٥٠ لكل مئة إلف من السكان من فئة الرجال) وسرطان القولون والمستقيم (٨,٣٧%) (٥,٦٩ لكل مئة إلف من السكان من فئة الرجال) وسرطان المثانة (٧,٨٧ %) (٥،٣٥ لكل مئة إلف من السكان من فئة الرجال) وسرطان البروستات (٧,٧٩%) (٥،٢٩ لكل مئة إلف من السكان من فئة الرجال)) وأورام الدماغ والجهاز العصبي المركزي (٧،٢٢ %) (٤،٩١ لكل مئة إلف من السكان من فئة الرجال) وسرطان الدم (اللوكيميا) (٦،٧٩%) (٤،٦٢ لكل مئة إلف من السكان من فئة الرجال) وسرطان الغدد اللمفاوية اللا هودجكيني (٥،٥٦%) (٣،٧٨ لكل مئة إلف من السكان من فئة الرجال) وسرطان المعدة (٤،٢٠%) (٢،٨٦ لكل مئة إلف من السكان من فئة الرجال) وسرطان الكلى (٣,٩٤%) (٢،٦٨ لكل مئة إلف من السكان من فئة الرجال) وسرطان البنكرياس (٣,٧١%) (٢،٥٢ لكل مئة إلف من السكان من فئة الرجال).

جمهورية العراق

وزارة الصحة والبيئة

مجلس السرطان في العراق

التقرير السنوي

للتسجيل السرطاني في العراق

٢٠٢٠

Email: iqcaboard@moh.gov.iq

جمهورية العراق

وزارة الصحة والبيئة

مجلس السرطان في العراق